

ANNUAL BUDGET

**Adopted September 11, 2018
October 1, 2018 - September 30, 2019**

**Fiscal Year 2018 – 2019
&
Program of Municipal Services**



**Working Together for a
Better Tomorrow. Today.**



ANNUAL BUDGET

TABLE OF CONTENTS

INTRODUCTORY SECTION

Budget Summary 2

GENERAL FUND

General Fund Summary10
General Fund Operating Transfers11
General Fund Revenue Detail.....12
General Fund Appropriation Summary.....19
General Fund Appropriation Detail.....20

General Government

- Administration Department25
- Economic Development27
- Mayor.....29
- Legislative.....31
- City Clerk33
- Finance Department35
- Legal Department38
- City Hall40
- Human Resources44

Public Safety

- Building Inspection Department46
- Fire and Emergency Medical Services Department48
- Police Services Department.....51
- Emergency Management Department56

Public Works

- Engineering Division61
- Engineering Administration63
- Streets and Transportation Division.....65

Community Environment and Leisure

- Planning Department73
- Library Department76
- Parks Department.....79
- Cemetery84
- Recreation Division86
- Aquatics Division95
- Public Information99
- Heartland Public Shooting Park.....101
- Jackrabbit Run Golf Course.....104



ANNUAL BUDGET

Other	
Non-Departmental Division	107

PERMANENT FUNDS

Permanent Funds Summary	111
Library Trust Fund	112
Cemetery Trust Fund	116

SPECIAL REVENUE FUNDS

Special Revenue Funds Summary	121
Special Revenue Funds Transfers	122
Special Revenue Funds Capital	123
Streets Fund	124
Occupation Tax	132
Enhanced 911 Emergency Management Fund	138
PCS Wireless Fund	142
Keno Fund	146
Metropolitan Planning Fund	150
Public Transit Fund	154
Community Youth Council	158
Revolving Loan	162
Economic Development	166
Housing Reuse Program	170
Community Development Fund	174
Community Grants	178
HUD Entitlement	183
Police Grant Fund	187
Parking District #1	192
Parking District #2	196
Pioneer Consortium	200
Local Assistance	204

DEBT SERVICE FUNDS

Debt Service Funds Summary	211
Debt Service Funds Transfers	212
Debt Service Fund	213



ANNUAL BUDGET

CAPITAL IMPROVEMENT FUND

Capital Improvement Fund Summary.....	218
Capital Improvement Fund Transfers.....	219
Capital Improvement.....	220

SPECIAL ASSESSMENT FUND

Special Assessments Fund Summary.....	225
Special Assessment Fund Transfers.....	226
Special Assessment Fund.....	227

CAPITAL EQUIPMENT FUND

Capital Equipment Fund Summary	231
Capital Equipment Fund Transfers.....	232
Capital Equipment Fund.....	233

ENTERPRISE FUNDS

Enterprise Funds Summary.....	241
Enterprise Funds Transfers.....	242
Solid Waste Fund.....	243
Golf Course Fund.....	251
Electric Utility Fund	256
Water Utility Fund.....	263
Wastewater Treatment Plant Fund.....	268

INTERNAL SERVICE FUNDS

Internal Service Funds Summary	283
Internal Service Funds Capital	284
Information Technology Fund.....	285
Fleet Services Fund	289
General Insurance Fund.....	294
Equipment Replacement Revolving Fund.....	299

AGENCY FUNDS

Agency Funds Summary	304
Cafeteria/HSA Plan Fund.....	305
Other Agencies Fund	309
Business Improvement Districts Assessment Fund	313

CITY OF
GRAND ISLAND

ANNUAL BUDGET

PENSION AND TRUST FUNDS

Pension and Trust Funds Summary.....319

OTHER DOCUMENTATION

Community Redevelopment Authority325
User Fee Schedule326
Budget filed with State of Nebraska343

Grand Island Mayor and City Council

Jeremy Jensen, Mayor
2207 Woodridge Lane
Grand Island, NE 68801

(308) 385-5444 Ext. 140

(308) 390-3900 (cell)

mayorjensen@grand-island.com

Term Expires 2018

Ward One

Vaughn Minton
4220 West Capital Avenue
Grand Island, NE 68803
(308) 384-7613 (home)
councilminton@grand-island.com

Ward Two

Roger Steele
2405 Santa Fe Circle
Grand Island, NE 68801
(308) 381-1946 (home)
(308) 384-7414 (work)
councilsteele@grand-island.com

Ward Three

Linna Dee Donaldson
1012 East Oklahoma Avenue
Grand Island, NE 68801
(308) 384-3518 (home)
councildonaldson@grand-island.com

Ward Four

Mitchell Nickerson
811 West 9th Street
Grand Island, NE 68801
(308) 382-5489 (home)
councilnickerson@grand-island.com

Ward Five

Michelle Fitzke
1034 N. Hancock Avenue
Grand Island, NE 68803
(308) 379-0991 (cell)
councilfitzke@grand-island.com

Term Expires 2020

Ward One

Jeremy Jones
4249 Michigan Avenue
Grand Island, NE 68803
(308) 258-4453 (cell)
counciljones@grand-island.com

Ward Two

Mark Stelk
3117 Brentwood Drive
Grand Island, NE 68803
(308) 381-1170 (work)
councilstelk@grand-island.com

Ward Three

Julie Hehnke
2505 East Seedling Mile Road
Grand Island, NE 68801
(308) 380-9595 (cell)
councilhehnke@grand-island.com

Ward Four

Mike Paulick
307 East 20th Street
Grand Island, NE 68801
(308) 381-0233 (home)
councilpaulick@grand-island.com

Ward Five

Chuck Haase
3024 Colonial Lane
Grand Island, NE 68803
(308) 384-3264 (home)
councilchaase@grand-island.com

The Honorable Mayor

Jeremy Jensen

Administration and Directors

Marlan Ferguson - City Administrator

RaNae Edwards - City Clerk

Cory Schmidt - Fire Chief

Robert Falldorf - Police Chief

Tim Luchsinger - Utilities Director

Patrick Brown- Finance Director

Steve A. Fosselman - Library Director

Craig A. Lewis - Building Department Director

Todd McCoy - Parks and Recreation Director

Jon Rosenlund - Emergency Management Director

John Collins - Public Works Director

Aaron Schmid - Human Resources Director

Jerry Janulewicz - City Attorney

Chad Nability - Planning Director

City of Grand Island 2018-2019

Annual Budget and Program of Municipal Services

Introductory Section

Description of Fund Types

General Fund – The General Fund is the general operating fund of the City. The General Fund includes departments under General Government, Public Safety, Public Works, Environment & Leisure, and Non-Departmental.

Special Revenue Fund – Special Revenue Funds are used to account for the proceeds of specific revenue sources. The use and limitations of each Special Revenue Fund are specified by City Ordinance and/or State Statutes.

Debt Service Fund – The Debt Service Fund is used to account for the accumulation of financial resources and for the payment of general long-term debt principal, interest and related costs for General Obligation and Assessment Bonds.

Capital Improvement Fund – The Capital Improvement fund provides for major capital improvements, planning, infrastructure and building construction, renovation and replacement, streets and drainage improvements. Requirements of this fund include 1) have a useful life of at least one year, and 2) be a major capital facility or improvement to a facility in excess of \$25,000, or 3) be part of an ongoing project that meets the preceding criteria on a total basis and 4) be for general government purpose.

Enterprise Fund – Enterprise Funds are used to account for operations that are financed and operated in a manner similar to private business enterprises where the intent of the governing body is that the costs of providing goods or services to the general public on a continuing basis be financed or recovered primarily through user charges.

Internal Service Fund – Internal Service Funds are used to account for the financing of goods or services provided by one department to other departments of the City, on a cost-reimbursement basis.

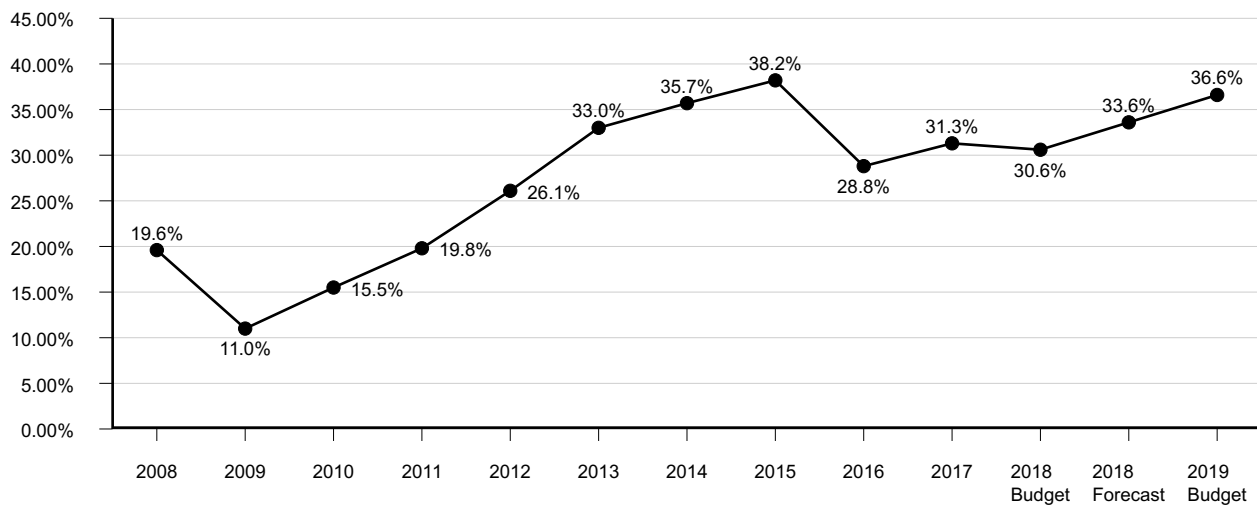
Agency Fund – Agency Funds are used to account for assets held by the City in a purely custodial capacity.

Pension & Trust Fund – Pension & Trust Funds are used to account for assets held by the City for the members and beneficiaries of defined pension plans and defined contribution pension plans.

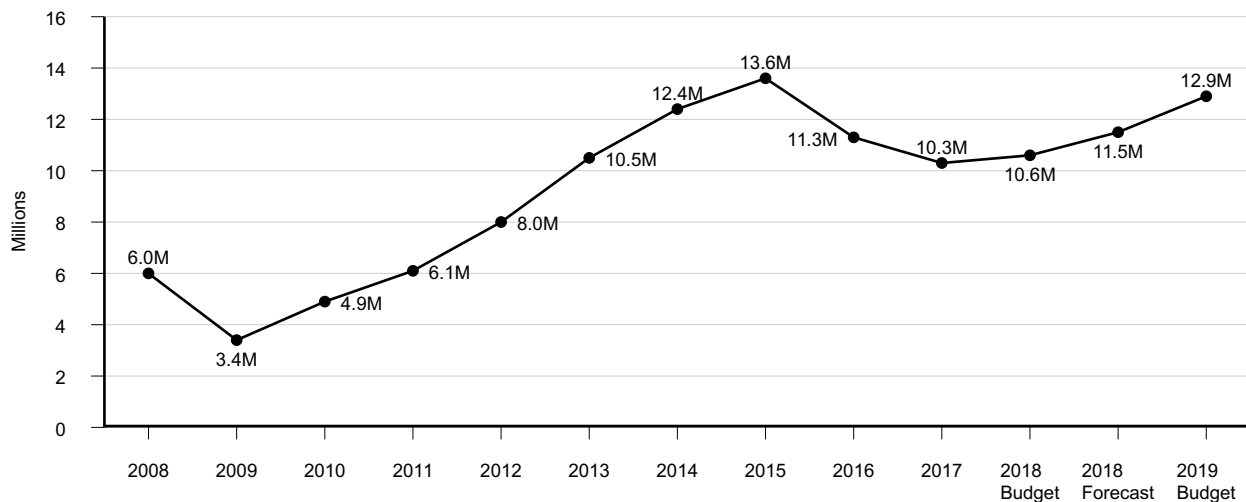
General Fund Cash Balance

It is important that the Cash Balance of the General Fund maintain adequately funded reserves. Reserves are critical for sufficient cash flow and emergencies. Natural disasters are a reminder of how critical it is to maintain reserves even in tough economic conditions. The General Fund’s estimated unrestricted cash balance for the 2019 Budget is \$12,888,843 or 36.6% of expenditures (less capital/debt expenses). A 90 day reserve of General Fund Cash would require a balance of \$8.7 million.

Cash Balance as a % of Expenditures



Cash Balance

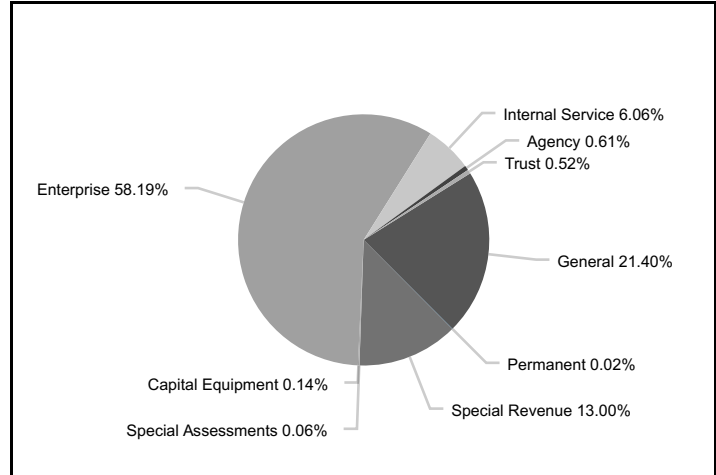


Revenues

Developing the City’s budget begins with revenues, not with expenses. This starts the budget process with the question, “how much do we have available to spend?” not the question, “how much do we need?” This allows revenues to be allocated to expenses in a sustainable manner.

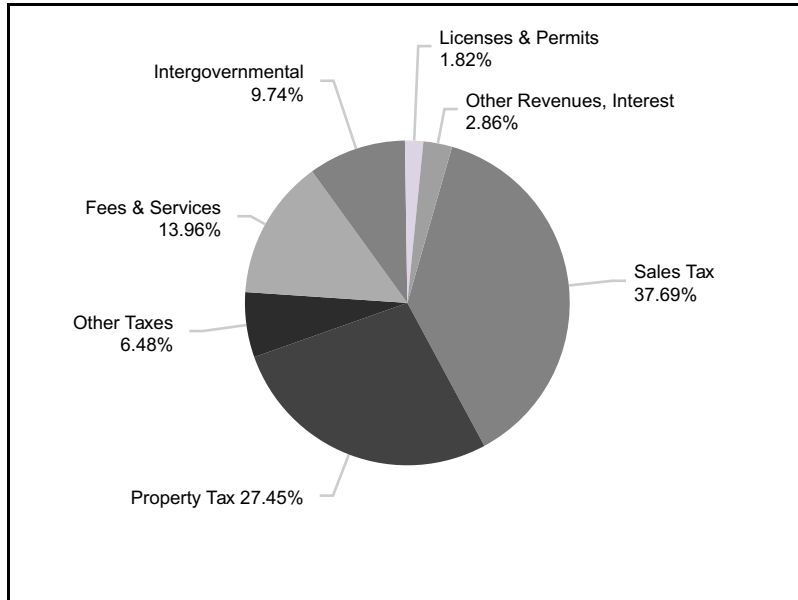
Revenue by Fund:

The pie chart to the right shows the total revenue by each fund. The table below shows that the total revenue is \$192,405,604 before transfers and bond proceeds. Enterprise Funds, along with the General Fund are home to 79.59% of the City’s revenues. Clean Water State Revolving Fund Loans continue to be included for the Wastewater Treatment Plant Fund.



Summary of Revenue by Fund	2019 Budget	Transfers In & Bond Proceeds	2019 Total	2018 Budget, Transfers In, & Bond Proceeds	% Growth
General	\$ 41,174,522	\$ —	\$ 41,174,522	\$ 38,966,976	5.67%
Permanent	\$ 34,500	\$ —	\$ 34,500	\$ 34,500	0.00%
Special Revenue	\$ 25,016,789	\$ 935,000	\$ 25,951,789	\$ 26,030,718	-0.30%
Debt Service	\$ 500	\$ 408,089	\$ 408,589	\$ 1,183,009	-65.46%
Capital Improvement	\$ 500	\$ 1,000,000	\$ 1,000,500	\$ 1,000,500	0.00%
Special Assessments	\$ 121,000	\$ —	\$ 121,000	\$ 521,000	-76.78%
Capital Equipment	\$ 272,000	\$ 1,950,000	\$ 2,222,000	\$ —	
Enterprise	\$ 111,946,520	\$ —	\$ 111,946,520	\$ 114,119,054	-1.90%
Internal Service	\$ 11,665,336	\$ —	\$ 11,665,336	\$ 11,585,225	0.69%
Agency	\$ 1,173,937	\$ —	\$ 1,173,937	\$ 1,173,937	0.00%
Trust	\$ 1,000,000	\$ —	\$ 1,000,000	\$ 1,000,000	0.00%
Total City Revenue	\$ 192,405,604	\$ 4,293,089	\$ 196,698,693	\$ 195,614,919	0.55%

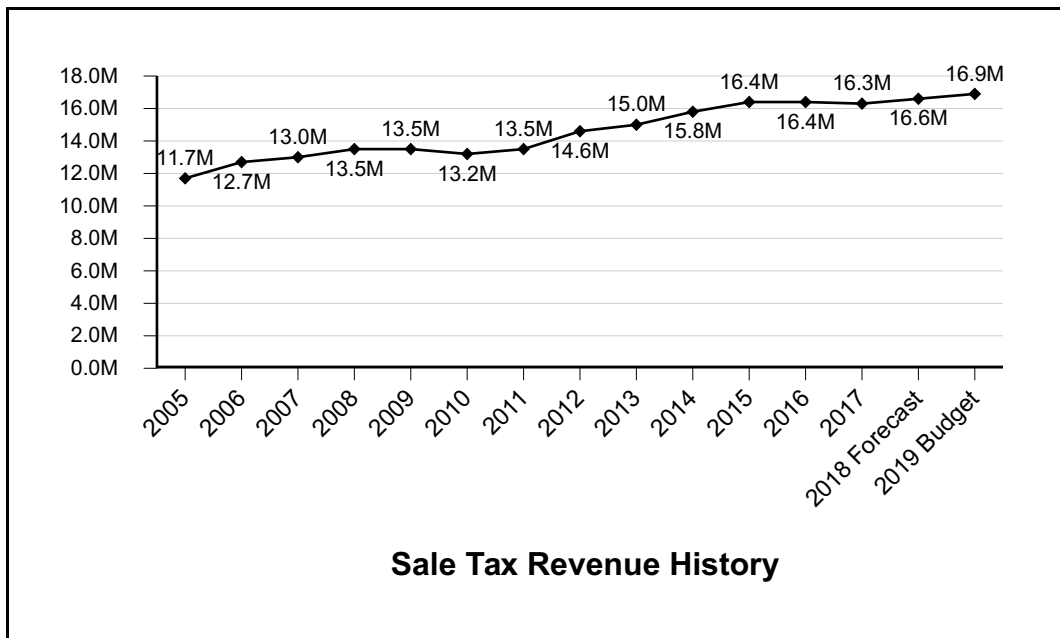
General Fund: Revenues



The pie chart shows the major revenue sources in the General Fund. Other taxes include Telephone, Cell Phone, Natural Gas, and Cable occupation taxes, along with Motor Vehicle taxes. Fees and Services include all department fees for services. Other Revenues include interest income and miscellaneous revenue.

Sales tax represents 37.69% of the total revenue of the General Fund. Sales taxes have been the largest source of revenue in the General Fund since 2004, when voters adopted a half percent increase in sales tax.

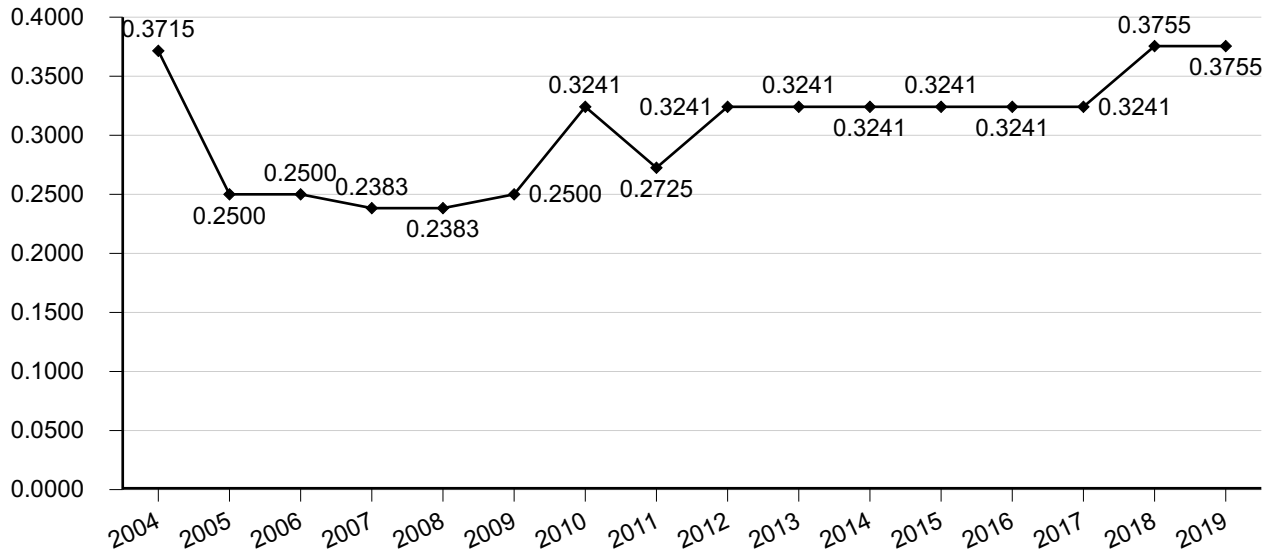
	2019 Budget
Sales Tax	\$ 15,518,192
Property Tax	\$ 11,303,634
Other Taxes	\$ 2,668,625
Fees & Services	\$ 5,749,664
Intergovernmental	\$ 4,009,007
Licenses & Permits	\$ 749,000
Other Revenues, Interest	\$ 1,176,400
Total City Revenue	\$ 41,174,522



Property Tax Revenues

A levy indicates the amount of tax property owners pay for each \$100 valuation of their property. Property Tax can be calculated by Assessed Valuation divided by 100, and then multiplied by the levy. The City's general levy rate is .3755. A citizen can expect to pay **\$375.50** in City taxes on a \$100,000 home at the current .3755 levy.

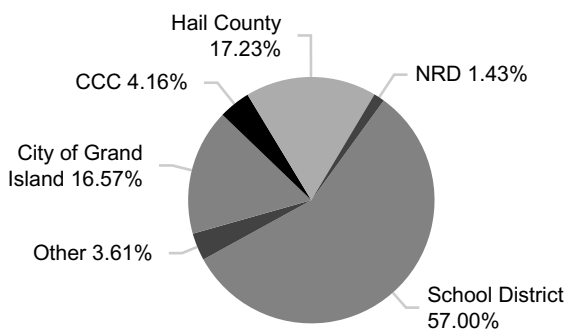
Property Tax Levy history:



The budgeted Mill Levy of .3755 is made up of three separate levy rates: The General Fund, Debt Service, and Interlocal agreements with Hall County, Central Nebraska Health District, and the Humane Society.

Fiscal Year 2018-2019	Rate
General	0.325500
Debt Service	—
Interlocals	0.050000
2018-2019 Total	0.375500

Total property tax revenue is budgeted to increase without a rate increase due to an increase in property valuations. Valuations increased from \$2,989,226,938 in 2018 to \$3,125,035,627 an increase of \$135,808,689 or 4.5%. Actual valuation of property is determined by the Hall County Assessor.



Division of the Property Tax Dollar:

This chart shows that only 16.57% of the property taxes property owners will pay in 2018/2019 will go to the City of Grand Island. This chart is based on the current 2018 fiscal year. Other taxing entities include the CRA, Airport, Agricultural Society, and Educational Service Unit.

Natural Resource District (NRD)
Central Community College (CCC)

2019 Budget Summary

	Beginning Balance	Revenue	Bond	Transfers In	Transfers Out	Appropriation	Ending Balance
General Fund	11,536,221	41,174,522	—	—	3,885,000	35,936,900	12,888,843
Permanent Funds	857,783	34,500	—	—	—	5,000	887,283
Special Revenue Funds	13,492,607	25,016,789	—	935,000	257,765	28,571,004	10,615,627
Debt Service Fund	47,307	500	—	408,089	—	421,088	34,808
Capital Improvement Fund	3,165,827	500	—	1,000,000	—	3,541,355	624,972
Special Assessments Fund	535,558	121,000	—	—	150,324	—	506,234
Capital Equipment Fund	—	272,000	—	1,950,000	—	2,160,989	61,011
Total General Government	29,635,303	66,619,811	—	4,293,089	4,293,089	70,636,336	25,618,778

Enterprise Fund	83,578,499	111,946,520	—	—	—	118,454,595	77,070,424
Internal Service Fund	3,757,075	11,665,336	—	—	—	12,962,488	2,459,923
Total Proprietary	87,335,574	123,611,856	—	—	—	131,417,083	79,530,347

Agency Fund	184,467	1,173,937	—	—	—	1,174,387	184,017
Trust Fund	4,390,592	1,000,000	—	—	—	1,064,332	4,326,260
Total Fiduciary	4,575,059	2,173,937	—	—	—	2,238,719	4,510,277

Total All Funds	121,545,936	192,405,604	—	4,293,089	4,293,089	204,292,138	109,659,402
------------------------	--------------------	--------------------	----------	------------------	------------------	--------------------	--------------------

2018 Forecast Summary

	Beginning Balance	Revenue	Bond Proceeds	Transfers In	Transfers Out	Appropriation	Ending Balance
General Fund	10,255,279	39,117,223	—	67,750	1,935,000	35,969,031	11,536,221
Permanent Funds	828,283	34,500	—	—	—	5,000	857,783
Special Revenue Funds	8,994,509	23,798,975	—	937,834	260,478	19,978,233	13,492,607
Debt Service Fund	114,551	774,600	—	408,409	—	1,250,253	47,307
Capital Improvement Fund	4,404,754	500	—	1,000,000	—	2,239,427	3,165,827
Special Assessments Fund	509,127	177,196	—	—	150,765	—	535,558
Total General Government	25,106,503	63,902,994	—	2,413,993	2,346,243	59,441,944	29,635,303

Enterprise Fund	88,944,976	111,692,513	—	—	67,750	116,991,240	83,578,499
Internal Service Fund	4,827,524	10,594,216	—	—	—	11,664,665	3,757,075
Total Proprietary	93,772,500	122,286,729	—	—	67,750	128,655,905	87,335,574

Agency Fund	184,917	1,173,937	—	—	—	1,174,387	184,467
Trust Fund	4,454,924	1,000,000	—	—	—	1,064,332	4,390,592
Total Fiduciary	4,639,841	2,173,937	—	—	—	2,238,719	4,575,059

Total All Funds	123,518,844	188,363,660	—	2,413,993	2,413,993	190,336,568	121,545,936
------------------------	--------------------	--------------------	----------	------------------	------------------	--------------------	--------------------

2018 Budget Summary

	Beginning	Revenue	Bond	Transfers In	Combine	Transfers	Appropriatio	Ending Balance
General Fund	9,973,226	38,966,976	—	—	38,966,976	1,935,000	36,379,153	10,626,049
Permanent Funds	811,823	34,500	—	—	34,500	—	5,000	841,323
Special Revenue Funds	7,894,719	25,095,718	—	935,000	26,030,718	257,644	27,805,640	5,862,153
Debt Service Fund	86,322	774,600	—	408,409	1,183,009	—	1,250,253	19,078
Capital Improvement	4,227,733	500	—	1,000,000	1,000,500	—	5,228,231	2
Special Assessments	436,331	521,000	—	—	521,000	150,765	—	806,566
Total General	23,430,154	65,393,294	—	2,343,409	67,736,703	2,343,409	70,668,277	18,155,171

Enterprise Fund	89,073,037	114,119,054	—	—	114,119,054	—	127,204,312	75,987,779
Internal Service Fund	4,497,106	11,585,225	—	—	11,585,225	—	13,283,495	2,798,836
Total Proprietary	93,570,143	125,704,279	—	—	125,704,279	—	140,487,807	78,786,615

Agency Fund	155,862	1,173,937	—	—	1,173,937	—	1,174,387	155,412
Trust Fund	4,477,752	1,000,000	—	—	1,000,000	—	1,064,332	4,413,420
Total Fiduciary	4,633,614	2,173,937	—	—	2,173,937	—	2,238,719	4,568,832

Total All Funds	121,633,911	193,271,510	—	2,343,409	195,614,919	2,343,409	213,394,803	101,510,618
------------------------	--------------------	--------------------	----------	------------------	--------------------	------------------	--------------------	--------------------

2017 Actual Summary

	Beginning Balance	Revenue	Bond Proceeds	Transfers In	Transfers Out	Appropriation	Ending Balance
General Fund	13,020,137	35,070,938	—	754,103	3,125,583	35,464,316	10,255,279
Permanent Funds	776,144	57,136	—	—	—	4,997	828,283
Special Revenue Funds	5,954,047	16,617,169	—	3,080,649	102,896	16,554,460	8,994,509
Debt Service Fund	252,368	4,224,327	—	199,134	3,466,400	1,094,878	114,551
Capital Improvement Fund	2,137,365	23,571	—	4,166,400	800,190	1,122,392	4,404,754
Special Assessments Fund	359,415	302,082	—	—	151,114	1,256	509,127
Total General Government	22,499,476	56,295,223	—	8,200,286	7,646,183	54,242,299	25,106,503
Enterprise Fund	81,215,870	120,595,315	—	200,000	754,103	112,312,106	88,944,976
Internal Service Fund	4,294,684	11,714,280	—	—	—	11,181,440	4,827,524
Total Proprietary	85,510,554	132,309,595	—	200,000	754,103	123,493,546	93,772,500
Agency Fund	157,517	1,291,408	—	—	—	1,264,008	184,917
Trust Fund	4,149,597	510,179	—	—	—	204,852	4,454,924
Total Fiduciary	4,307,114	1,801,587	—	—	—	1,468,860	4,639,841
Total All Funds	112,317,144	190,406,405	—	8,400,286	8,400,286	179,204,705	123,518,844

2016 Actual Summary

	Beginning Balance	Revenue	Bond Proceeds	Transfers In	Transfers Out	Appropriation	Ending Balance
General Fund	13,572,770	40,575,171	—	4,152,974	2,130,000	43,150,778	13,020,137
Permanent Funds	736,268	39,876	—	—	—	—	776,144
Special Revenue Funds	3,892,325	7,450,970	—	1,460,130	4,685,962	2,163,416	5,954,047
Debt Service Fund	255,564	2,052,275	—	1,013,291	—	3,068,762	252,368
Capital Improvement Fund	187,521	1,026,833	—	3,450,002	—	2,526,991	2,137,365
Special Assessments Fund	1,583,278	789,428	—	—	2,013,291	—	359,415
Total General Government	20,227,726	51,934,553	—	10,076,397	8,829,253	50,909,947	22,499,476
Enterprise Fund	78,322,364	103,111,647	—	—	790,880	99,427,261	81,215,870
Internal Service Fund	5,276,089	11,009,118	—	—	—	11,990,523	4,294,684
Total Proprietary	83,598,453	114,120,765	—	—	790,880	111,417,784	85,510,554
Agency Fund	214,733	1,234,038	—	—	—	1,291,254	157,517
Trust Fund	4,438,252	679,941	—	—	456,264	512,332	4,149,597
Total Fiduciary	4,652,985	1,913,979	—	—	456,264	1,803,586	4,307,114
Total All Funds	108,479,164	167,969,297	—	10,076,397	10,076,397	164,131,317	112,317,144

City of Grand Island 2018-2019

Annual Budget and Program of Municipal Services

General Fund

GENERAL FUND

	<u>2016</u> <u>ACTUAL</u>	<u>2017</u> <u>ACTUAL</u>	<u>2018</u> <u>BUDGET</u>	<u>2018</u> <u>FORECAST</u>	<u>2019</u> <u>BUDGET</u>
Beginning Cash Balance	13,572,770	13,020,137	9,973,226	10,255,279	11,536,221
<u>Revenues</u>					
General Government	1,678,190	1,673,877	1,709,359	1,593,293	1,675,148
Public Safety	4,641,057	5,723,405	4,217,015	4,235,888	4,149,817
Public Works	755,616	198,278	176,616	379,510	375,100
Environment & Leisure	1,594,215	1,630,837	2,275,210	2,330,198	2,336,288
Other	31,906,093	25,844,541	30,588,776	30,578,334	32,638,169
Total Revenue	<u>40,575,171</u>	<u>35,070,938</u>	<u>38,966,976</u>	<u>39,117,223</u>	<u>41,174,522</u>
Transfers In	4,152,974	754,103	—	67,750	—
Subtotal	<u>44,728,145</u>	<u>35,825,041</u>	<u>38,966,976</u>	<u>39,184,973</u>	<u>41,174,522</u>
Total Resources Available	<u><u>58,300,915</u></u>	<u><u>48,845,178</u></u>	<u><u>48,940,202</u></u>	<u><u>49,440,252</u></u>	<u><u>52,710,743</u></u>
<u>Disbursements</u>					
General Government	4,391,283	3,905,488	4,266,175	3,983,730	4,380,546
Public Safety	20,775,114	22,350,732	21,178,903	21,485,686	20,999,844
Public Works	7,857,481	1,037,504	1,225,292	1,178,824	1,270,293
Environment & Leisure	6,311,063	6,278,150	7,364,067	7,239,311	7,198,852
Other	3,815,837	1,892,442	2,344,716	2,081,480	2,087,365
Total Disbursements	<u>43,150,778</u>	<u>35,464,316</u>	<u>36,379,153</u>	<u>35,969,031</u>	<u>35,936,900</u>
Transfers Out	2,130,000	3,125,583	1,935,000	1,935,000	3,885,000
Total Requirements	<u>45,280,778</u>	<u>38,589,899</u>	<u>38,314,153</u>	<u>37,904,031</u>	<u>39,821,900</u>
Ending Cash Balance	<u><u>13,020,137</u></u>	<u><u>10,255,279</u></u>	<u><u>10,626,049</u></u>	<u><u>11,536,221</u></u>	<u><u>12,888,843</u></u>
Unrestricted Cash	11,319,359	10,255,279	10,626,049	11,536,221	12,888,843
Restricted Cash-Food & Drink	1,700,778	—	—	—	—
	<u><u>13,020,137</u></u>	<u><u>10,255,279</u></u>	<u><u>10,626,049</u></u>	<u><u>11,536,221</u></u>	<u><u>12,888,843</u></u>

GENERAL FUND TRANSFERS

		<u>2016</u>	<u>2017</u>	<u>2018</u>	<u>2018</u>	<u>2019</u>
		<u>ACTUAL</u>	<u>ACTUAL</u>	<u>BUDGET</u>	<u>FORECAST</u>	<u>BUDGET</u>
<u>Operating Transfers In</u>						
<u>To</u>	<u>From</u>					
General Fund - 100	Gas Tax - 210	2,900,000	—	—	—	—
General Fund - 100	Police Grants - 260	5,830	—	—	—	—
General Fund - 100	Golf Course - 510	—	—	—	67,750	—
General Fund - 100	Electric Utility - 520	718,938	675,217	—	—	—
General Fund - 100	Water Utility - 525	71,942	78,886	—	—	—
General Fund - 100	Employee Benefit Trust - 825	456,264	—	—	—	—
Total		4,152,974	754,103	—	67,750	—

<u>Operating Transfers Out</u>						
<u>From</u>	<u>To</u>					
General Fund - 100	Economic Development - 238	750,000	750,000	750,000	750,000	750,000
General Fund - 100	Occupation Tax - 211	—	1,290,583	—	—	—
General Fund - 100	Community Development - 250	100,000	25,000	25,000	25,000	25,000
General Fund - 100	Metropolitan Planning Org - 225	465,000	—	—	—	—
General Fund - 100	Transportation Fund - 226	115,000	160,000	160,000	160,000	160,000
General Fund - 100	Capital Projects - 400	700,000	700,000	1,000,000	1,000,000	1,000,000
General Fund - 100	Capital Projects - 410	—	—	—	—	1,950,000
General Fund - 100	Golf Course - 510	—	200,000	—	—	—
Total		2,130,000	3,125,583	1,935,000	1,935,000	3,885,000

General Fund Revenue Detail

	2016 Actual	2017 Actual	2018 Budget	2018 Forecast	2019 Budget
ADMINISTRATION					
CO-PAY HEALTH INSURANCE	7,454	2,703	—	—	—
OTHER REVENUE	86,000	—	—	—	—
	93,454	2,703	—	—	—
CITY CLERK					
CLERK FEES	38,986	34,115	32,000	27,000	30,000
CO-PAY HEALTH INSURANCE	1,281	427	—	—	—
	40,267	34,542	32,000	27,000	30,000
FINANCE					
OTHER FEES & SERVICES	15,510	14,155	14,000	14,000	14,000
CO-PAY HEALTH INSURANCE	45,612	22,511	—	—	—
SALARY REIMBURSEMENT	1,463,183	1,587,932	1,661,359	1,539,293	1,629,148
OTHER REVENUE	1	2,994	—	—	—
	1,524,306	1,627,592	1,675,359	1,553,293	1,643,148
LEGAL					
STOP CLASS REVENUE	1,539	1,568	2,000	2,000	2,000
CO-PAY HEALTH INSURANCE	6,437	3,071	—	—	—
OTHER REVENUE	—	122	—	—	—
	7,976	4,761	2,000	2,000	2,000
CITY HALL					
CO-PAY HEALTH INSURANCE	2,388	703	—	—	—
	2,388	703	—	—	—
HUMAN RESOURCES					
CO-PAY HEALTH INSURANCE	9,764	3,576	—	—	—
OTHER REVENUE	35	—	—	11,000	—
	9,799	3,576	—	11,000	—
TOTAL GENERAL GOVERNMENT	1,678,190	1,673,877	1,709,359	1,593,293	1,675,148

General Fund Revenue Detail

	2016	2017	2018	2018	2019
	Actual	Actual	Budget	Forecast	Budget
BUILDING INSPECTION					
BUILDING PERMIT	698,473	631,080	700,000	650,000	686,000
BUILDING LICENSE	56,637	56,340	55,000	53,000	55,000
BACKFLOW REIMBURSEMENT	85,145	80,013	80,000	155,000	75,000
CO-PAY HEALTH INSURANCE	21,277	7,956	—	—	—
OTHER REVENUE	13,991	10,194	7,500	3,000	5,000
	<u>875,523</u>	<u>785,583</u>	<u>842,500</u>	<u>861,000</u>	<u>821,000</u>
FIRE SERVICES					
HALL COUNTY AMBULANCE CONTRACT	196,177	147,150	206,620	206,620	206,620
FIRE - FEDERAL GRANTS	5,375	538,563	—	—	—
GRANTS-PAYROLL REIMBURSEMENT	13,834	20,174	10,000	10,000	10,000
INSPECTION FEES	73,248	86,727	70,000	180,000	145,000
BURN PERMIT	1,550	2,485	1,300	1,300	1,300
FIRE - AMBULANCE SERVICE FEES	1,281,262	1,254,124	1,405,227	1,250,000	1,250,000
FIRE - OTHER FEES AND SERVICES	18,709	18,850	17,000	17,000	17,000
FIRE - RECOVERY OF BAD DEBTS	31,367	71,664	30,000	30,000	30,000
FIRE - CO-PAY HEALTH INSURANCE	154,863	61,224	—	—	—
FIRE - LOAN PROCEEDS	—	969,208	—	—	—
FIRE - OTHER REVENUE	7,795	12,193	1,000	1,000	1,000
FIRE - SALE OF FIXED ASSETS	36,239	3,308	3,000	3,000	3,000
	<u>1,820,419</u>	<u>3,185,670</u>	<u>1,744,147</u>	<u>1,698,920</u>	<u>1,663,920</u>
POLICE SERVICES					
WEED ASSESSMENTS	960	2,249	1,000	1,000	1,000
WEED ASSESSMENTS INTEREST	73	432	—	—	—
FEDERAL GRANTS	179,329	114,780	90,000	90,000	90,000
DOG & CAT LICENSES	37,299	—	—	—	—
OTHER INTERGOVERNMENTAL	296,925	357,459	300,000	320,000	320,000
ALCOHOL TESTING	27,303	19,090	25,000	25,000	25,000
STORAGE FEES	96,633	108,850	100,000	100,000	100,000
IMPOUND FEES	23,900	24,735	25,000	25,000	25,000
TOWING CHARGES	82,739	82,270	80,000	80,000	80,000
SALE OF RECORDS	4,643	9,896	4,500	7,000	7,000
WEED MOWING SERVICES	3,110	2,759	2,500	2,800	2,500
OTHER FEES & SERVICES	7,956	6,487	4,200	5,000	5,000
UNCLAIMED PROPERTY	7,124	17,625	2,000	7,000	6,000
DONATIONS & CONTRIBUTIONS	50	—	—	—	—
CO-PAY HEALTH INSURANCE	200,000	83,264	—	—	—
OTHER REVENUE	43,186	16,479	20,000	6,000	6,000
SALE OF FIXED ASSETS	17,759	36,131	18,000	25,000	25,000
LAW ENFORCEMENT-OTHER INTERGOV'T	82,688	85,465	80,000	80,000	80,000
LAW ENFORCEMENT-CO-PAY HEALTH INS	2,334	707	—	—	—
LAW ENFORCEMENT-OTHER REVENUE	500	—	—	—	—
POLICE GRANT-OTHER REVENUE	19,329	21,702	2,250	17,250	10,000
	<u>1,133,840</u>	<u>990,380</u>	<u>754,450</u>	<u>791,050</u>	<u>782,500</u>

General Fund Revenue Detail

	2016	2017	2018	2018	2019
	Actual	Actual	Budget	Forecast	Budget
EMERGENCY MANAGEMENT					
LEPC REIMBURSEMENT	—	—	5,000	5,000	5,000
COUNTY SHARE OF COMM/CIVIL	511,073	508,366	607,918	607,918	551,397
FEDERAL GRANTS	161,712	127,969	150,000	150,000	220,000
OTHER FEES & SERVICES	843	365	—	—	—
EMERGENCY MGMT-CO-PAY HLTH INS	8,368	3,341	—	—	—
EMERGENCY MGMT-OTHER REVENUE	—	20	—	—	—
CREDIT CARD REBATE	467	862	—	—	—
ALARM FEES	89,265	93,255	97,000	90,000	90,000
AMBULANCE SERVICE FEES	16,415	17,995	16,000	32,000	16,000
COMMUNICATION CO-PAY HLTH INS	23,132	9,564	—	—	—
COMMUNICATION-OTHER REVENUE	—	35	—	—	—
	811,275	761,772	875,918	884,918	882,397
TOTAL PUBLIC SAFETY	4,641,057	5,723,405	4,217,015	4,235,888	4,149,817

General Fund Revenue Detail

	2016 Actual	2017 Actual	2018 Budget	2018 Forecast	2019 Budget
ENGINEERING					
ENGINEERING PERMIT	11,241	6,519	8,000	7,000	8,000
LICENSE AGREEMENT FEES	2,700	3,125	2,000	5,500	5,000
ENGINEERING SERVICES	450,000	45,464	—	150,000	150,000
MAPS & PRINT SALES	99	125	100	10	100
ADMI CHARGE-LANDFILL	9,153	43,001	38,000	58,500	60,000
ADMI CHARGE-SEWER	—	92,592	127,516	155,500	150,000
CO-PAY HEALTH INSURANCE	16,482	4,552	—	—	—
OTHER REVENUE	2,352	2,900	1,000	3,000	2,000
	<u>492,027</u>	<u>198,278</u>	<u>176,616</u>	<u>379,510</u>	<u>375,100</u>
STREET & ALLEY					
PAVING PERMIT	28,973	—	—	—	—
INCENTIVE PAYMENT	4,000	—	—	—	—
SERV & MAINT CONTRACT-STATE	35,672	—	—	—	—
CO-PAY HEALTH INSURANCE	52,645	—	—	—	—
OTHER REVENUE	142,299	—	—	—	—
CREDIT CARD REBATE	—	—	—	—	—
TRADE IN ALLOW-MACH & EQUIP	—	—	—	—	—
SALE OF FIXED ASSETS	—	—	—	—	—
	<u>263,589</u>	<u>—</u>	<u>—</u>	<u>—</u>	<u>—</u>
TOTAL PUBLIC WORKS	<u>755,616</u>	<u>198,278</u>	<u>176,616</u>	<u>379,510</u>	<u>375,100</u>
PLANNING					
COUNTY SHARE OF PLANNING	124,288	98,033	138,779	138,779	125,106
MAPS & PRINT SALES	1,825	2,465	1,500	1,500	1,500
LETTER OF MAP REVIEW	250	50	1,000	1,000	1,000
PLANNING-CO-PAY HEALTH INSURANCE	7,013	2,133	—	—	—
OTHER REVENUE	2,415	—	—	—	—
CREDIT CARD REBATE	83	63	83	—	—
CRA-OTHER FEES & SERVICES	46,854	39,565	41,366	41,366	42,979
	<u>182,728</u>	<u>142,309</u>	<u>182,728</u>	<u>182,645</u>	<u>170,585</u>
LIBRARY					
COUNTY SHARE OF LIBRARY	—	11,250	18,750	18,750	25,000
STATE GRANTS	8,094	7,624	8,482	7,653	7,653
COPY MACHINE USE FEES	11,027	10,106	10,000	10,000	10,000
FINES & PENALTIES	24,384	22,145	25,000	25,000	25,000
NONRESIDENT CARD FEE	12,848	7,347	5,000	5,500	5,500
CO-PAY HEALTH INSURANCE	24,911	11,591	—	—	—
OTHER REVENUE	3,729	2,791	22,000	26,000	26,000
	<u>84,993</u>	<u>72,854</u>	<u>89,232</u>	<u>92,903</u>	<u>99,153</u>

General Fund Revenue Detail

	2016	2017	2018	2018	2019
	Actual	Actual	Budget	Forecast	Budget
PARKS					
PARK ADMINISTRATION - CO-PAY HLTH INS	3,003	1,431	—	—	—
PARK OPERATIONS - CO-PAY HLTH INS	24,858	11,479	—	—	—
PARK OPERATIONS - OTHER REVENUE	61,830	67,768	60,000	60,000	60,000
GREENHOUSE - CO-PAY HEALTH INS	3,086	1,381	—	—	—
CEMETERY BURIAL SERVICES	72,650	86,450	80,500	85,000	85,000
CEMETERY - CO-PAY HEALTH INSURANCE	12,789	5,904	—	—	—
SALE OF CEMETERY LOTS	47,700	60,540	50,000	60,000	60,000
CEMETERY - OTHER REVENUE	4,225	2,650	—	—	—
	<u>230,141</u>	<u>237,603</u>	<u>190,500</u>	<u>205,000</u>	<u>205,000</u>
RECREATION					
RECREATION - CO-PAY HEALTH INS	3,341	2,003	—	—	—
PLAYGROUND REVENUE	8,400	9,305	8,500	9,250	9,250
CHILDREN'S THEATRE REVENUE	—	—	750	—	—
FLAG FOOTBALL REVENUE	7,174	4,550	8,000	8,000	8,000
STOLLEY PARK RAILWAY	15,292	16,637	15,600	16,500	16,500
FIELDHOUSE	248,176	259,466	249,700	266,150	251,850
SWIMMING LESSONS - WATER PARK	15,600	16,140	15,000	16,000	16,000
WATER EQUIP RENTAL-WATER PRK	8,292	6,980	10,000	8,000	8,000
LIFEGUARD REIMBURSE TRAINING	3,750	3,100	2,750	3,000	3,000
CONCESSIONS - WATER PARK	93,950	85,103	95,000	90,000	90,000
SEASON PASSES - WATER PARK	55,698	52,297	55,000	55,000	55,000
ADMISSIONS - WATER PARK	195,422	181,998	200,000	190,000	190,000
GROUP SALES - WATER PARK	10,462	15,111	20,000	15,000	15,000
AQUATIC UNIFORM SALES	4,069	4,323	4,000	4,000	4,000
SOUVENIR SALES	1,293	3,376	2,500	2,500	2,500
OTHER REVENUE-WATER PARK	2,507	646	2,400	2,400	2,400
WATER PARK - SALES TAX	25	—	—	—	—
SWIMMING LESSONS - LINCOLN POOL	9,575	11,070	10,000	11,000	11,000
ADMISSIONS - LINCOLN POOL	40,961	37,433	37,000	37,000	37,000
OTHER REVENUE-LINCOLN POOL	374	312	400	400	400
	<u>724,361</u>	<u>709,850</u>	<u>736,600</u>	<u>734,200</u>	<u>719,900</u>
PUBLIC INFORMATION					
CABLE T.V. FRANCHISE FEES	42,838	42,771	45,000	45,000	45,000
CO-PAY HEALTH INSURANCE	2,342	920	—	—	—
OTHER REVENUE	—	—	200	200	200
	<u>45,180</u>	<u>43,691</u>	<u>45,200</u>	<u>45,200</u>	<u>45,200</u>

General Fund Revenue Detail

	2016	2017	2018	2018	2019
	Actual	Actual	Budget	Forecast	Budget
HEARTLAND PUBLIC SHOOTING PARK					
MEMBERSHIP FEES	230	—	—	—	—
SPECIAL EVENTS REVENUE	211,054	298,631	260,000	290,000	290,000
SPORTING CLAY REVENUE	13,258	17,774	12,000	17,500	17,500
SPORTING CLAY REV-PUNCH CARDS	1,552	495	1,000	1,000	1,000
SPORTING CLAY REVENUE-YOUTH	5,788	4,477	7,000	6,000	6,000
TRAP REVENUE	4,715	6,394	5,000	5,000	5,000
TRAP REVENUE-PUNCH CARDS	527	497	1,000	500	500
TRAP REVENUE-YOUTH	5,624	4,117	6,000	5,000	5,000
SKEET REVENUE	4,620	7,447	4,000	4,000	4,000
SKEET REVENUE-PUNCH CARDS	5,315	5,505	5,000	5,000	5,000
SHEET REVENUE-YOUTH	2,894	4,262	3,000	4,000	4,000
5-STAND REVENUE	763	56	1,000	250	250
5-STAND REVENUE-YOUTH	76	25	300	100	100
SHOTGUN SHELL REVENUE	1,740	2,403	2,500	2,500	2,500
RIFLE-PISTOL LEAGUES	2,134	4,756	250	4,000	4,000
RIFLE-PISTOL REVENUE	23,166	19,153	20,000	20,000	20,000
ARCHERY REVENUE	533	222	1,000	500	500
MISC MERCHANDISE SALES	2,390	2,427	3,000	3,000	3,000
CART RENTAL FEE	7,619	5,363	6,500	5,000	5,000
CAMPING-RV FEES	5,839	9,526	5,500	9,000	9,000
OTHER RENTAL	3,349	500	3,000	3,000	3,000
DONATIONS & CONTRIBUTIONS	14,500	25,332	20,000	20,000	20,000
CONCESSIONS - SHOOT PARK	2,680	2,439	3,500	2,500	2,500
CO-PAY HEALTH INSURANCE	6,246	2,729	—	—	—
OTHER REVENUE	200	—	500	500	500
	<u>326,812</u>	<u>424,530</u>	<u>371,050</u>	<u>408,350</u>	<u>408,350</u>
JACKRABBIT RUN GOLF COURSE					
GREEN FEES	—	—	330,000	330,000	330,000
EQUIPMENT RENTAL	—	—	165,000	165,000	170,000
GOLF PRO COMMISSIONS	—	—	125,000	125,000	145,000
OTHER REVENUE	—	—	1,900	1,900	1,900
SALES TAX	—	—	38,000	40,000	41,200
	<u>—</u>	<u>—</u>	<u>659,900</u>	<u>661,900</u>	<u>688,100</u>
TOTAL ENVIRONMENT AND LEISURE	<u>1,594,215</u>	<u>1,630,837</u>	<u>2,275,210</u>	<u>2,330,198</u>	<u>2,336,288</u>

General Fund Revenue Detail

	2016	2017	2018	2018	2019
	Actual	Actual	Budget	Forecast	Budget
NONDEPARTMENTAL					
PROPERTY TAXES	8,410,316	6,468,158	9,905,174	9,905,174	11,303,634
MOTOR VEHICLE TAX	1,006,260	1,063,633	951,492	951,492	951,492
PAYMENT IN LIEU OF TAX-ELECTRIC	718,938	—	700,000	650,000	650,000
PAYMENT IN LIEU OF TAX-WATER	71,942	—	65,000	65,000	65,000
NATURAL GAS FRANCHISE	397,813	392,553	700,147	600,000	600,000
WIRELESS FRANCHISE	305,452	186,682	219,933	219,933	219,933
TELEPHONE FRANCHISE	75,030	41,414	100,000	85,000	85,000
FOOD & BEV OCCUPATION TAX	1,532,280	—	—	—	—
CABLE T.V. FRANCHISE	572,987	579,852	575,000	575,000	575,000
LIQUOR OCCUPATION TAX	70,925	61,470	70,000	70,000	70,000
OTHER FRANCHISE TAXES	1,000	1,000	1,000	1,000	1,000
GENERAL SALES TAX	15,042,561	14,784,881	15,213,914	15,213,914	15,518,192
MOTOR VEHICLE SALES TAX	1,345,861	—	—	—	—
MUNICIPAL EQUILIZATION FUNDS	589,075	429,079	388,271	388,271	707,083
DOG & CAT LICENSES-FEES	—	40,035	35,000	32,000	32,000
ADMIN CHARGE - PLANNING	1,200	1,200	1,200	1,200	1,200
ADMIN CHARGE - LANDFILL	23,073	18,421	33,000	18,000	18,600
ADMIN CHARGE - GOLF COURSE	12,194	11,942	—	—	—
ADMIN CHARGE FOR SERV - ELEC	1,123,371	1,123,235	1,064,520	1,169,064	1,177,020
ADMIN CHARGE FOR SERV-WATER	99,275	113,490	92,610	113,850	114,300
ADMIN CHARGE FOR SERV-SEWER	282,925	298,256	264,000	300,000	304,200
COPY MACHINE USE FEES	3	3	15	15	15
OTHER RENTAL	11,000	11,000	11,000	11,000	11,000
INTEREST & DIVIDEND REVENUE	89,970	98,537	60,000	75,000	100,000
OTHER REVENUE	28,466	22,679	25,000	22,500	22,500
CREDIT CARD REBATE	30,733	31,998	32,500	30,921	31,000
SALES TAX	63,443	65,023	80,000	80,000	80,000
	31,906,093	25,844,541	30,588,776	30,578,334	32,638,169
Total General Fund Revenues	40,575,171	35,070,938	38,966,976	39,117,223	41,174,522

General Fund Appropriation Summary

	2016 Actual	2017 Actual	2018 Budget	2018 Forecast	2019 Budget
General Government					
City Administrator's Office	448,629	385,013	330,071	330,071	326,007
Economic Development	422,830	—	100,000	100,000	200,000
Mayor's Office	19,169	19,080	23,365	23,365	23,352
Legislative	91,286	86,066	93,471	93,471	93,413
City Clerk	136,833	161,909	147,178	134,379	148,737
Finance	2,021,700	2,083,505	2,157,018	2,051,074	2,175,552
Legal	366,709	356,742	385,903	355,747	390,897
City Hall	333,684	355,358	477,551	354,405	466,412
Human Resources	550,443	457,815	551,618	541,218	556,176
	<u>4,391,283</u>	<u>3,905,488</u>	<u>4,266,175</u>	<u>3,983,730</u>	<u>4,380,546</u>
Public Safety					
Building Inspection	862,044	905,429	905,715	874,715	907,691
Fire Services	7,662,767	9,618,940	8,145,901	8,292,651	7,875,070
Police	10,876,025	10,424,986	10,718,086	10,876,309	10,820,395
Emergency Management	1,374,278	1,401,377	1,409,201	1,442,011	1,396,688
	<u>20,775,114</u>	<u>22,350,732</u>	<u>21,178,903</u>	<u>21,485,686</u>	<u>20,999,844</u>
Public Works					
Engineering	933,445	717,294	786,049	732,813	825,507
Engineering Administration	385,141	320,210	439,243	446,011	444,786
Streets & Transportation	6,538,895	—	—	—	—
	<u>7,857,481</u>	<u>1,037,504</u>	<u>1,225,292</u>	<u>1,178,824</u>	<u>1,270,293</u>
Environment & Leisure					
Planning	287,760	286,639	286,885	285,435	298,965
Library	1,876,290	1,762,095	1,814,215	1,767,006	1,814,552
Parks	1,808,328	1,811,003	1,828,103	1,794,246	1,817,073
Cemetery	539,943	533,054	570,983	572,483	560,296
Recreation	438,831	472,458	470,647	469,397	498,890
Aquatics	591,897	591,289	614,846	622,846	653,621
Public Information	210,794	203,384	222,299	222,299	233,269
Heartland Shooting Park	557,220	618,228	765,715	715,225	605,480
Jackrabbit Run Golf Course	—	—	790,374	790,374	716,706
	<u>6,311,063</u>	<u>6,278,150</u>	<u>7,364,067</u>	<u>7,239,311</u>	<u>7,198,852</u>
Non-Department					
Non-Department	3,815,837	1,892,442	2,344,716	2,081,480	2,087,365
Total General Fund Appropriation	<u>43,150,778</u>	<u>35,464,316</u>	<u>36,379,153</u>	<u>35,969,031</u>	<u>35,936,900</u>

General Fund Appropriation Detail

	2016 Actual	2017 Actual	2018 Budget	2018 Forecast	2019 Budget	%
General Government						
City Administrator's Office						
Personnel Services	387,841	333,929	274,096	274,096	270,032	82.8%
Operating Expenses	60,788	51,084	55,975	55,975	55,975	17.2%
Total City Administrator's Office	448,629	385,013	330,071	330,071	326,007	100.0%
Economic Development						
Operating Expenses	422,830	—	100,000	100,000	200,000	100.0%
Total Economic Development	422,830	—	100,000	100,000	200,000	100.0%
Mayor's Office						
Personnel Services	17,247	17,247	17,247	17,247	17,234	73.8%
Operating Expenses	1,922	1,833	6,118	6,118	6,118	26.2%
Total Mayor's Office	19,169	19,080	23,365	23,365	23,352	100.0%
Council						
Personnel Services	84,074	84,073	84,072	84,072	84,014	89.9%
Operating Expenses	7,212	1,993	9,399	9,399	9,399	10.1%
Total Legislative	91,286	86,066	93,471	93,471	93,413	100.0%
City Clerk						
Personnel Services	106,226	108,340	108,938	108,938	110,482	74.3%
Operating Expenses	30,607	53,569	38,240	25,441	38,255	25.7%
Total City Clerk	136,833	161,909	147,178	134,379	148,737	100.0%
Finance						
Personnel Services	1,936,193	2,032,317	2,066,768	1,973,452	2,067,852	95.0%
Operating Expenses	85,507	51,188	90,250	77,622	107,700	5.0%
Total Finance	2,021,700	2,083,505	2,157,018	2,051,074	2,175,552	100.0%
Legal						
Personnel Services	346,472	343,051	356,463	325,953	360,497	92.2%
Operating Expenses	20,237	13,691	29,440	29,794	30,400	7.8%
Total Legal	366,709	356,742	385,903	355,747	390,897	100.0%
City Hall						
Personnel Services	111,613	117,978	125,347	128,285	131,262	28.1%
Operating Expenses	222,071	198,891	352,204	226,120	335,150	71.9%
Capital Outlay	—	38,489	—	—	—	0.0%
Total City Hall	333,684	355,358	477,551	354,405	466,412	100.0%
Human Resources						
Personnel Services	393,506	399,857	417,484	416,734	408,576	73.5%
Operating Expenses	156,937	57,958	134,134	124,484	147,600	26.5%
Total Personnel	550,443	457,815	551,618	541,218	556,176	100.0%
GENERAL GOVERNMENT						
Personnel Services	3,383,172	3,436,792	3,450,415	3,328,777	3,449,949	78.8%
Operating Expenses	1,008,111	430,207	815,760	654,953	930,597	21.2%
Capital Outlay	—	38,489	—	—	—	0.0%
TOTAL GENERAL GOVERNMENT	4,391,283	3,905,488	4,266,175	3,983,730	4,380,546	100.0%

General Fund Appropriation Detail

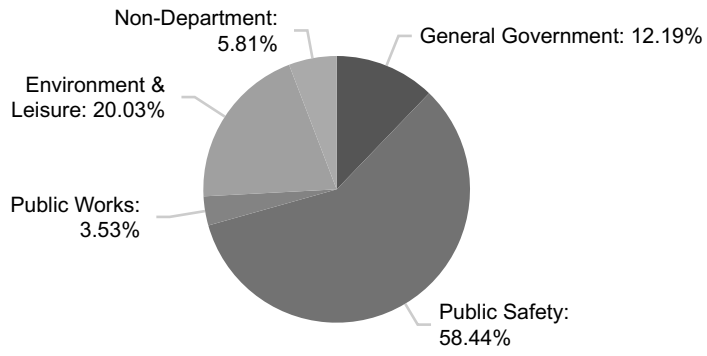
	2016 Actual	2017 Actual	2018 Budget	2018 Forecast	2019 Budget	%
Public Safety						
Building Inspection						
Personnel Services	830,904	859,619	830,365	830,365	841,691	92.7%
Operating Expenses	31,140	45,810	75,350	44,350	66,000	7.3%
Total Building Inspection	<u>862,044</u>	<u>905,429</u>	<u>905,715</u>	<u>874,715</u>	<u>907,691</u>	<u>100.0%</u>
Fire Services						
Personnel Services	6,986,770	7,168,169	6,936,371	7,083,371	6,967,776	88.5%
Operating Expenses	619,496	566,481	604,161	603,911	691,958	8.8%
Capital Outlay	56,501	1,884,290	605,369	605,369	215,336	2.7%
Total Fire Services	<u>7,662,767</u>	<u>9,618,940</u>	<u>8,145,901</u>	<u>8,292,651</u>	<u>7,875,070</u>	<u>100.0%</u>
Police						
Personnel Services	9,102,480	9,287,164	9,493,236	9,624,587	9,669,445	89.4%
Operating Expenses	1,507,560	1,000,928	1,106,850	1,133,722	1,150,950	10.6%
Capital Outlay	265,985	136,894	118,000	118,000	—	0.0%
Total Police	<u>10,876,025</u>	<u>10,424,986</u>	<u>10,718,086</u>	<u>10,876,309</u>	<u>10,820,395</u>	<u>100.0%</u>
Emergency Management						
Personnel Services	1,234,207	1,267,285	1,242,240	1,241,540	1,293,929	92.6%
Operating Expenses	53,840	47,496	107,265	103,775	102,759	7.4%
Capital Outlay	86,231	86,596	59,696	96,696	—	0.0%
Total Emergency Management	<u>1,374,278</u>	<u>1,401,377</u>	<u>1,409,201</u>	<u>1,442,011</u>	<u>1,396,688</u>	<u>100.0%</u>
PUBLIC SAFETY						
Personnel Services	18,154,361	18,582,237	18,502,212	18,779,863	18,772,841	89.4%
Operating Expenses	2,212,036	1,660,715	1,893,626	1,885,758	2,011,667	9.6%
Capital Outlay	408,717	2,107,780	783,065	820,065	215,336	1.0%
TOTAL PUBLIC SAFETY	<u>20,775,114</u>	<u>22,350,732</u>	<u>21,178,903</u>	<u>21,485,686</u>	<u>20,999,844</u>	<u>100.0%</u>

General Fund Appropriation Detail

	2016 Actual	2017 Actual	2018 Budget	2018 Forecast	2019 Budget	%
Public Works						
Engineering						
Personnel Services	795,988	599,066	620,799	574,013	656,708	79.6%
Operating Expenses	137,457	118,228	165,250	158,800	168,799	20.4%
Total Engineering	<u>933,445</u>	<u>717,294</u>	<u>786,049</u>	<u>732,813</u>	<u>825,507</u>	100.0%
Engineering Administration						
Personnel Services	220,747	232,774	230,743	241,911	243,686	54.8%
Operating Expenses	159,506	87,436	208,500	204,100	201,100	45.2%
Capital Outlay	4,888	—	—	—	—	0.0%
Total Engineering Administration	<u>385,141</u>	<u>320,210</u>	<u>439,243</u>	<u>446,011</u>	<u>444,786</u>	100.0%
Streets & Transportation						
Personnel Services	2,225,606	—	—	—	—	
Operating Expenses	3,848,680	—	—	—	—	
Capital Outlay	464,609	—	—	—	—	
Streets & Transportation	<u>6,538,895</u>	<u>—</u>	<u>—</u>	<u>—</u>	<u>—</u>	0.0%
PUBLIC WORKS						
Personnel Services	3,242,341	831,840	851,542	815,924	900,394	70.9%
Operating Expenses	4,145,643	205,664	373,750	362,900	369,899	29.1%
Capital Outlay	469,497	—	—	—	—	0.0%
TOTAL PUBLIC WORKS	<u>7,857,481</u>	<u>1,037,504</u>	<u>1,225,292</u>	<u>1,178,824</u>	<u>1,270,293</u>	100.0%
Environment & Leisure						
Planning						
Personnel Services	269,213	269,111	266,270	266,270	278,640	93.2%
Operating Expenses	18,547	17,528	20,615	19,165	20,325	6.8%
Total Planning	<u>287,760</u>	<u>286,639</u>	<u>286,885</u>	<u>285,435</u>	<u>298,965</u>	100.0%
Library						
Personnel Services	1,289,247	1,260,079	1,311,988	1,264,779	1,307,571	72.1%
Operating Expenses	552,325	488,829	487,227	487,227	506,981	27.9%
Capital Outlay	34,718	13,187	15,000	15,000	—	0.0%
Total Library	<u>1,876,290</u>	<u>1,762,095</u>	<u>1,814,215</u>	<u>1,767,006</u>	<u>1,814,552</u>	100.0%
Parks						
Personnel Services	1,328,059	1,395,800	1,284,723	1,333,866	1,342,128	73.9%
Operating Expenses	379,785	371,921	488,380	405,380	474,945	26.1%
Capital Outlay	100,484	43,282	55,000	55,000	—	0.0%
Total Parks	<u>1,808,328</u>	<u>1,811,003</u>	<u>1,828,103</u>	<u>1,794,246</u>	<u>1,817,073</u>	100.0%
Cemetery						
Personnel Services	443,218	467,266	486,383	487,883	498,396	89.0%
Operating Expenses	60,725	65,788	58,600	58,600	61,900	11.0%
Capital Outlay	36,000	—	26,000	26,000	—	0.0%
Total Cemetery	<u>539,943</u>	<u>533,054</u>	<u>570,983</u>	<u>572,483</u>	<u>560,296</u>	100.0%

General Fund Appropriation Detail

	2016 Actual	2017 Actual	2018 Budget	2018 Forecast	2019 Budget	%
Recreation						
Personnel Services	318,163	324,353	349,947	349,947	360,940	72.3%
Operating Expenses	120,668	148,105	120,700	119,450	137,950	27.7%
Total Recreation	438,831	472,458	470,647	469,397	498,890	100.0%
Aquatics						
Personnel Services	372,727	368,760	393,556	401,556	432,411	66.2%
Operating Expenses	219,170	222,529	206,290	206,290	221,210	33.8%
Capital Outlay	—	—	15,000	15,000	—	0.0%
Total Aquatics	591,897	591,289	614,846	622,846	653,621	100.0%
Public Information						
Personnel Services	164,087	173,378	177,839	177,839	186,309	79.9%
Operating Expenses	34,707	30,006	44,460	44,460	46,960	20.1%
Capital Outlay	12,000	—	—	—	—	0.0%
Total Public Information	210,794	203,384	222,299	222,299	233,269	100.0%
Heartland Shooting Range						
Personnel Services	311,205	313,594	312,815	312,815	332,230	40.9%
Operating Expenses	246,015	273,120	237,900	237,900	273,250	31.1%
Capital Outlay	—	31,514	215,000	164,510	—	28.1%
Total Heartland Shooting Range	557,220	618,228	765,715	715,225	605,480	100.1%
Jackrabbit Run Golf Course						
Personnel Services	—	—	335,189	335,189	278,721	38.9%
Operating Expenses	—	—	383,185	383,185	437,985	61.1%
Capital Outlay	—	—	72,000	72,000	—	0.0%
Total Jackrabbit Run Golf Course	—	—	790,374	790,374	716,706	100.0%
ENVIRONMENT & LEISURE						
Personnel Services	4,495,919	4,572,341	4,918,710	4,930,144	5,017,346	69.7%
Operating Expenses	1,631,942	1,617,826	2,047,357	1,961,657	2,181,506	30.3%
Capital Outlay	183,202	87,983	398,000	347,510	—	0.0%
TOTAL ENVIRONMENT & LEISURE	6,311,063	6,278,150	7,364,067	7,239,311	7,198,852	100.0%
Non-Department						
Non-Department						
Operating Expenses	1,015,098	1,380,639	1,827,512	1,574,242	1,587,684	76.1%
Capital Outlay	2,800,739	511,803	517,204	507,238	499,681	23.9%
TOTAL NON-DEPARTMENT	3,815,837	1,892,442	2,344,716	2,081,480	2,087,365	100.0%
Total General Fund Appropriation						
Personnel Services	29,275,793	27,423,210	27,722,879	27,854,708	28,140,530	78.3%
Operating Expenses	10,012,830	5,295,051	6,958,005	6,439,510	7,081,353	19.7%
Capital Outlay-Departments	1,061,416	2,234,252	1,181,065	1,167,575	215,336	0.6%
Capital Outlay-Debt	2,800,739	511,803	517,204	507,238	499,681	1.4%
TOTAL GENERAL FUND	43,150,778	35,464,316	36,379,153	35,969,031	35,936,900	100.0%



General Government:	4,380,546
Public Safety:	20,999,844
Public Works:	1,270,293
Environment & Leisure:	7,198,852
Non-Department:	2,087,365
<hr/>	
Total General Fund:	35,936,900

Fund General	Department Summary	City Administrator's Office
Fund Type General Government	Supervisor City Administrator	11101

Description

The City Administrator provides for the day-to-day administration of all functions of City government. The City Administrator serves as the Chief Operating Officer of the City and is charged with the responsibility of implementing the key results and priorities established by the Mayor and City Council. This is achieved through the supervision, coordination, and administration of the programs and services of City Departments; formulation, presentation, and administration of the budget; the development and preparation of analysis, reports and recommendations for consideration by the Mayor and City Council; and keeping the Mayor and City Council informed of operational and administrative needs and activities. The City Administrator also provides long-range planning, maintains public relations, and provides guidance and leadership to the City staff.

Budget Narrative

The City Administration Office oversees the implementation of the Mayor and City Council's key results and goals in priority areas across the City, as part of the larger effort of achieving fiscal health and wellness.

Personnel

Title	2016	2017	2018	Net Change	2019
Assistant to the Administrator	1	1	0	0	0
City Administrator	1	1	1	0	1
City Clerk	1	1	1	0	1
Totals:	3	3	2	0	2

CITY OF GRAND ISLAND
EXPENSES FOR BUDGET YEAR ENDING SEPTEMBER 30, 2019

GENERAL FUND	2016 ACTUAL	2017 ACTUAL	2018 BUDGET	2018 FORECAST	2019 BUDGET
ADMINISTRATION					

PERSONNEL SERVICES					

10011101 85105 SALARIES - REGULAR	267,898	261,747	223,636	223,636	211,708
10011101 85115 F.I.C.A. PAYROLL TAXES	17,218	16,426	14,429	14,429	13,313
10011101 85120 HEALTH INSURANCE	83,033	36,650	20,114	20,114	29,796
10011101 85125 LIFE INSURANCE	261	249	174	174	204
10011101 85130 DISABILITY INSURANCE	484	474	346	346	400
10011101 85145 PENSION CONTRIBUTION	16,074	15,705	13,418	13,418	12,702
10011101 85150 WORKERS COMPENSATION	354	357	271	271	127
10011101 85160 OTHER EMPLOYEE BENEFITS	177	140	148	148	222
10011101 85161 VEBA	2,342	2,181	1,560	1,560	1,560
10011101 85165 UNEMPLOYMENT CONTRIBUTIONS	0	0	0	0	0
TOTAL PERSONNEL SERVICES	<u>387,841</u>	<u>333,929</u>	<u>274,096</u>	<u>274,096</u>	<u>270,032</u>
OPERATING EXPENSES					

10011101 85213 CONTRACT SERVICES	8,433	0	3,000	3,000	3,000
10011101 85241 COMPUTER SERVICES	0	0	500	500	500
10011101 85245 PRINTING & BINDING SERVICES	35	14	400	400	400
10011101 85290 OTHER PROFESSIONAL & TECH S	0	0	400	400	400
10011101 85330 REPAIR & MAINT-OFF FURN & E	0	0	500	500	500
10011101 85410 TELEPHONE	55	0	0	0	0
10011101 85422 DUES & SUBSCRIPTIONS	45,889	46,365	43,000	43,000	43,000
10011101 85428 TRAVEL & TRAINING	4,472	4,085	5,500	5,500	5,500
10011101 85490 OTHER EXPENDITURES	308	293	600	600	600
10011101 85505 OFFICE SUPPLIES	1,154	199	1,575	1,575	1,575
10011101 85540 MISC OPERATING EQUIPMENT	442	128	500	500	500
TOTAL OPERATING EXPENSES	<u>60,788</u>	<u>51,084</u>	<u>55,975</u>	<u>55,975</u>	<u>55,975</u>
TOTAL ADMINISTRATION	<u>448,629</u>	<u>385,013</u>	<u>330,071</u>	<u>330,071</u>	<u>326,007</u>

Fund General	Department Summary	Economic Development
Fund Type General Government	Supervisor City Administrator	11102

Description

This division historically reflects the direct costs associated pursuant to LB426 that was passed by the 2005 Legislature. Currently this division is used to fund other economic projects at the direction of the City Council.

Budget Narrative

The current budget year and upcoming budget year are funds that are being matched by the Community Redevelopment Authority (CRA) for Life Safety projects.

CITY OF GRAND ISLAND
EXPENSES FOR BUDGET YEAR ENDING SEPTEMBER 30, 2019

GENERAL FUND	2016 ACTUAL	2017 ACTUAL	2018 BUDGET	2018 FORECAST	2019 BUDGET
ECONOMIC DEVELOPMENT					

OPERATING EXPENSES					

10011102 85454 ECONOMIC DEVELOPMENT	422,830	0	100,000	100,000	200,000
TOTAL OPERATING EXPENSES	<u>422,830</u>	<u>0</u>	<u>100,000</u>	<u>100,000</u>	<u>200,000</u>
TOTAL ECONOMIC DEVELOPMENT	<u>422,830</u>	<u>0</u>	<u>100,000</u>	<u>100,000</u>	<u>200,000</u>

Fund General	Department Summary	Mayor's Office
Fund Type General Government	Supervisor Mayor	11203

Description

Grand Island operates under a Mayor/Council form of government. The Mayor is elected at large and serves a four- year term. The Mayor presides over official meetings and serves as the executive officer of the City. The Mayor and City Council establish goals and objectives of the community, attained through the adoption of policy. The Mayor appoints a City Administrator who is responsible for carrying out established policies and provides for the effective administration of City operations. The Mayor is responsible for appointments to citizen boards and commissions, and serves as the City representative in official proceedings.

Budget Narrative

This budget provides for the operation of the Mayor’s office and salary. Personnel costs are the largest expense in the Mayor’s budget. Other expenses provide for communication materials and daily operational costs. Because the Mayor is expected to perform official duties and obligations on behalf of the City, there is funding included for dues and travel costs.

Personnel

Title	2016	2017	2018	Net Change	2019
Mayor	1	1	1	0	1
Totals:	1	1	1	0	1

CITY OF GRAND ISLAND
EXPENSES FOR BUDGET YEAR ENDING SEPTEMBER 30, 2019

GENERAL FUND	2016 ACTUAL	2017 ACTUAL	2018 BUDGET	2018 FORECAST	2019 BUDGET
MAYOR					

PERSONNEL SERVICES					

10011203 85105 SALARIES - REGULAR	16,000	16,000	16,000	16,000	16,000
10011203 85115 F.I.C.A. PAYROLL TAXES	1,224	1,224	1,224	1,224	1,224
10011203 85150 WORKERS COMPENSATION	23	23	23	23	10
TOTAL PERSONNEL SERVICES	<u>17,247</u>	<u>17,247</u>	<u>17,247</u>	<u>17,247</u>	<u>17,234</u>
OPERATING EXPENSES					

10011203 85245 PRINTING & BINDING SERVICES	1,650	1,778	1,800	1,800	1,800
10011203 85290 OTHER PROFESSIONAL & TECH S	0	0	900	900	900
10011203 85330 REPAIR & MAINT-OFF FURN & E	0	0	600	600	600
10011203 85428 TRAVEL & TRAINING	50	0	1,500	1,500	1,500
10011203 85490 OTHER EXPENDITURES	222	55	914	914	914
10011203 85505 OFFICE SUPPLIES	0	0	404	404	404
TOTAL OPERATING EXPENSES	<u>1,922</u>	<u>1,833</u>	<u>6,118</u>	<u>6,118</u>	<u>6,118</u>
TOTAL MAYOR	<u><u>19,169</u></u>	<u><u>19,080</u></u>	<u><u>23,365</u></u>	<u><u>23,365</u></u>	<u><u>23,352</u></u>

Fund General	Department Summary	Legislative
Fund Type General Government	Supervisor City Administrator	11204

Description

Grand Island is governed by an eleven member body comprised of the Mayor and ten City Council members, two from each of the five wards. The City Council is responsible for the legislative and policy-making functions of the City. The City Council, along with the Mayor, establish goals and key results for the community, attained through the adoption of policy. The City Council holds regular meetings on the second and fourth Tuesday of each month at 7:00 PM in the Council Chambers of City Hall.

Budget Narrative

This budget provides for the operations of the City Council. Personnel costs are the largest expense in the Legislative budget. Other expenses provide for travel and training.

Personnel

Title	2016	2017	2018	Net Change	2019
Council Members	10	10	10	0	10
Totals:	10	10	10	0	10

CITY OF GRAND ISLAND
EXPENSES FOR BUDGET YEAR ENDING SEPTEMBER 30, 2019

GENERAL FUND	2016 ACTUAL	2017 ACTUAL	2018 BUDGET	2018 FORECAST	2019 BUDGET
COUNCIL					

PERSONNEL SERVICES					

10011204 85105 SALARIES - REGULAR	78,000	78,000	78,000	78,000	78,000
10011204 85115 F.I.C.A. PAYROLL TAXES	5,969	5,968	5,967	5,967	5,967
10011204 85150 WORKERS COMPENSATION	105	105	105	105	47
TOTAL PERSONNEL SERVICES	<u>84,074</u>	<u>84,073</u>	<u>84,072</u>	<u>84,072</u>	<u>84,014</u>
OPERATING EXPENSES					

10011204 85245 PRINTING & BINDING SERVICES	0	0	250	250	250
10011204 85290 OTHER PROFESSIONAL & TECH	0	0	500	500	500
10011204 85330 REPAIR & MAINT-OFF FURN & E	0	0	500	500	500
10011204 85428 TRAVEL & TRAINING	6,880	1,993	5,200	5,200	5,200
10011204 85490 OTHER EXPENDITURES	332	0	2,249	2,249	2,249
10011204 85505 OFFICE SUPPLIES	0	0	700	700	700
TOTAL OPERATING EXPENSES	<u>7,212</u>	<u>1,993</u>	<u>9,399</u>	<u>9,399</u>	<u>9,399</u>
TOTAL COUNCIL	<u><u>91,286</u></u>	<u><u>86,066</u></u>	<u><u>93,471</u></u>	<u><u>93,471</u></u>	<u><u>93,413</u></u>

Fund General	Department Summary	City Clerk
Fund Type General Government	Supervisor City Administrator	11301

Description

The City Clerk is one of four statutory officers under Nebraska law and is responsible for fulfilling administrative responsibilities relative to the records management functions associated with City government. The City Clerk's Office records and maintains City Council proceedings and serves as the legal custodian of official records, including minutes, ordinances, resolutions, contracts, agreements, conditional use permits, liquor licenses, bid documents, and deeds. The City Clerk's Office is responsible for giving notice of meetings, preparing agendas, Council packets, and responding to citizen inquiries.

Budget Narrative

The budget allocates funding for legal notices to provide for the publication of meeting notices, minutes and other official City business. Also included in the City Clerk's budget are election expenses.

Personnel

Title	2016	2017	2018	Net Change	2019
City Clerk	1	1	1	0	1
Totals:	1	1	1	0	1

CITY OF GRAND ISLAND
EXPENSES FOR BUDGET YEAR ENDING SEPTEMBER 30, 2019

GENERAL FUND	2016 ACTUAL	2017 ACTUAL	2018 BUDGET	2018 FORECAST	2019 BUDGET
CITY CLERK					

PERSONNEL SERVICES					

10011301 85105 SALARIES - REGULAR	85,857	87,254	89,927	89,927	91,257
10011301 85115 F.I.C.A. PAYROLL TAXES	6,344	6,365	6,879	6,879	6,981
10011301 85120 HEALTH INSURANCE	7,702	8,308	5,541	5,541	5,556
10011301 85125 LIFE INSURANCE	78	82	78	78	102
10011301 85130 DISABILITY INSURANCE	156	161	180	180	233
10011301 85145 PENSION CONTRIBUTION	5,152	5,235	5,396	5,396	5,475
10011301 85150 WORKERS COMPENSATION	113	114	114	114	55
10011301 85160 OTHER EMPLOYEE BENEFITS	44	41	43	43	43
10011301 85161 VEBA	780	780	780	780	780
TOTAL PERSONNEL SERVICES	<u>106,226</u>	<u>108,340</u>	<u>108,938</u>	<u>108,938</u>	<u>110,482</u>
OPERATING EXPENSES					

10011301 85212 ELECTION COSTS	7,551	14,465	10,000	686	15,000
10011301 85245 PRINTING & BINDING SERVICES	105	105	300	250	300
10011301 85419 LEGAL NOTICES	14,914	26,167	20,500	20,500	15,500
10011301 85422 DUES & SUBSCRIPTIONS	240	4,058	240	255	255
10011301 85424 LICENSE & FEES	1,156	1,230	1,000	750	1,000
10011301 85428 TRAVEL & TRAINING	2,704	3,849	3,500	2,000	3,500
10011301 85490 OTHER EXPENDITURES	1,074	0	0	0	0
10011301 85505 OFFICE SUPPLIES	713	3,695	2,700	1,000	2,700
10011301 85540 MISC OPERATING EQUIPMENT	2,150	0	0	0	0
TOTAL OPERATING EXPENSES	<u>30,607</u>	<u>53,569</u>	<u>38,240</u>	<u>25,441</u>	<u>38,255</u>
TOTAL CITY CLERK	<u><u>136,833</u></u>	<u><u>161,909</u></u>	<u><u>147,178</u></u>	<u><u>134,379</u></u>	<u><u>148,737</u></u>

Fund General	Department Summary	Finance
Fund Type General Government	Supervisor Finance Director	11401

Description

The Finance Department maintains all financial accounting systems and records, including cash receipts, receivables, payables, purchase orders, encumbrances, payroll and information technology functions. The Department is also responsible for developing and monitoring a system of internal controls. The Finance Department provides financial management and accounting services for all departments, divisions, funds and enterprises. It also provides direct services for the electric, water and sewer utilities by reading meters, disconnections, re-connections, billings and payments, collection of past due accounts and account transfers. The Finance Director also serves as the Treasurer for Community Redevelopment Authority (CRA), Business Improvement Boards (BIDs), and the Grand Island Facilities Corporation. Other responsibilities include managing the City’s banking and investment activities, debt service review and analysis, development of the City’s Official Statement, preparation of reports and work papers for the annual audit, Worker’s Comp and Commercial Insurance management, Health Insurance oversight, pension plan administration, and primary responsibility for the preparation of the Annual Budget. The Information Technology Department functions as a division of the Finance Department and is separated in the Internal Service 605 Fund.

Budget Narrative

This budget provides for the maintenance of existing services, there will be a decrease of one FTE in the upcoming year.

Personnel

Title	2016	2017	2018	Net Change	2019
Accountant	2	2	2	0	2
Accounting Clerk	6	6	6	0	6
Accounts Payable Clerk	1	1	1	0	1
Assistant Finance Director	1	1	1	0	1
Cashier	2	2	3	0	3
Customer Service Team Leader	1	1	1	0	1
Finance Director	1	1	1	0	1
Finance Operations Supervisor	1	1	1	0	1
Finance Secretary	1	1	0	0	0
Finance Temporary Worker/Intern	0.25	0.25	0.25	0	0.25
Meter Reader	5	5	5	0	5
Meter Reader Supervisor	1	1	1	0	1
Payroll Clerk	1	1	1	0	1
Payroll Specialist	1	1	1	0	1
Senior Accountant	0	0	0	0	0
Senior Accounting Clerk	3	3	3	-1	2
Senior Meter Reader	1	1	1	0	1
Utility Services Manager	0	0	0	0	0
Totals:	28.25	28.25	28.25	-1	27.25

CITY OF GRAND ISLAND
EXPENSES FOR BUDGET YEAR ENDING SEPTEMBER 30, 2019

GENERAL FUND	2016 ACTUAL	2017 ACTUAL	2018 BUDGET	2018 FORECAST	2019 BUDGET
FINANCE					

PERSONNEL SERVICES					

10011401 85105 SALARIES - REGULAR	1,318,895	1,443,986	1,516,797	1,459,881	1,498,004
10011401 85110 SALARIES - OVERTIME	15,573	8,452	12,500	12,500	25,000
10011401 85115 F.I.C.A. PAYROLL TAXES	95,774	102,362	117,946	101,909	116,512
10011401 85120 HEALTH INSURANCE	357,981	339,217	276,018	240,000	281,376
10011401 85125 LIFE INSURANCE	2,174	2,419	2,409	2,716	2,721
10011401 85130 DISABILITY INSURANCE	2,293	2,646	3,083	3,247	3,885
10011401 85145 PENSION CONTRIBUTION	79,664	86,862	92,131	92,135	95,623
10011401 85150 WORKERS COMPENSATION	30,505	30,782	30,064	30,064	29,301
10011401 85160 OTHER EMPLOYEE BENEFITS	1,291	955	1,000	3,000	1,000
10011401 85161 VEBA	30,523	14,636	14,820	28,000	14,430
10011401 85165 UNEMPLOYEMENT CONTRIBUTIONS	1,520	0	0	0	0
TOTAL PERSONNEL SERVICES	<u>1,936,193</u>	<u>2,032,317</u>	<u>2,066,768</u>	<u>1,973,452</u>	<u>2,067,852</u>
OPERATING EXPENSES					

10011401 85201 AUDITING & ACCOUNTING	22,735	22,000	30,000	24,000	30,500
10011401 85213 CONTRACT SERVICES	27,185	7,203	23,000	34,000	35,000
10011401 85245 PRINTING & BINDING SERVICES	1,692	625	4,550	1,000	2,000
10011401 85330 REPAIR & MAINT - OFF FURN &	2,930	0	2,500	0	2,500
10011401 85419 LEGAL NOTICES	1,457	1,406	3,000	1,500	2,000
10011401 85422 DUES & SUBSCRIPTIONS	896	480	1,500	565	2,000
10011401 85428 TRAVEL & TRAINING	12,660	10,281	10,000	1,500	12,000
10011401 85490 OTHER EXPENDITURES	2,610	115	4,200	2,000	4,200
10011401 85505 OFFICE SUPPLIES	10,426	9,078	9,000	10,557	15,000
10011401 85540 MISC OPERATING EQUIPMENT	2,916	0	2,500	2,500	2,500
TOTAL OPERATING EXPENSES	<u>85,507</u>	<u>51,188</u>	<u>90,250</u>	<u>77,622</u>	<u>107,700</u>
TOTAL FINANCE	<u><u>2,021,700</u></u>	<u><u>2,083,505</u></u>	<u><u>2,157,018</u></u>	<u><u>2,051,074</u></u>	<u><u>2,175,552</u></u>

Fund General	Department Summary	Legal
Fund Type General Government	Supervisor City Attorney	11501

Description

The Legal Department provides legal advice to the Mayor, City Administrator, City Council, and Departments on City matters; represents the City in litigation; prosecutes ordinance violations; collects delinquent bills and tax assessments; reviews contracts; prepares ordinances, resolutions, and agreements; updates and publishes the City Code; negotiates major contracts; acts as liaison between the City and other public bodies; monitors and negotiates natural gas distribution rates; monitors legislative bills; attends all Council meetings, and advises on parliamentary procedure. Purchasing duties performed by the Legal Department include monitoring compliance with the procurement code and state statutes, processing purchase orders where appropriate, reviewing and processing contracts, bonds, and insurance certificates in connection with the City's purchases.

Budget Narrative

Personnel

Title	2016	2017	2018	Net Change	2019
Attorney	1	1	1	0	1
City Attorney	1	1	1	0	1
Legal Secretary	1	1	1	0	1
Totals:	3	3	3	0	3

CITY OF GRAND ISLAND
EXPENSES FOR BUDGET YEAR ENDING SEPTEMBER 30, 2019

GENERAL FUND	2016 ACTUAL	2017 ACTUAL	2018 BUDGET	2018 FORECAST	2019 BUDGET
LEGAL					

PERSONNEL SERVICES					

10011501 85105 SALARIES - REGULAR	253,730	260,241	279,494	257,428	276,880
10011501 85115 F.I.C.A. PAYROLL TAXES	18,365	18,412	20,669	18,037	20,413
10011501 85120 HEALTH INSURANCE	45,288	44,823	35,894	31,643	42,912
10011501 85125 LIFE INSURANCE	246	265	261	271	306
10011501 85130 DISABILITY INSURANCE	399	480	521	578	653
10011501 85145 PENSION CONTRIBUTION	15,224	15,615	16,770	15,446	16,612
10011501 85150 WORKERS COMPENSATION	387	405	410	410	277
10011501 85160 OTHER EMPLOYEE BENEFITS	115	514	104	172	104
10011501 85161 VEBA	12,718	2,296	2,340	1,968	2,340
TOTAL PERSONNEL SERVICES	<u>346,472</u>	<u>343,051</u>	<u>356,463</u>	<u>325,953</u>	<u>360,497</u>
OPERATING EXPENSES					

10011501 85213 CONTRACT SERVICES	0	1,763	1,000	464	1,000
10011501 85330 REPAIR & MAINT - OFF FURN &	749	0	1,000	0	1,000
10011501 85408 STOP CLASS EXPENSE	1,839	0	0	0	0
10011501 85422 DUES & SUBSCRIPTIONS	2,542	7,789	8,050	9,364	9,500
10011501 85425 BOOKS	1,000	292	650	503	650
10011501 85428 TRAVEL & TRAINING	5,684	1,087	7,750	4,071	7,750
10011501 85460 COURT COST	5,214	2,154	8,390	5,773	8,000
10011501 85490 OTHER EXPENDITURES	2,332	376	1,250	9,058	1,250
10011501 85505 OFFICE SUPPLIES	877	230	1,350	561	1,250
TOTAL OPERATING EXPENSES	<u>20,237</u>	<u>13,691</u>	<u>29,440</u>	<u>29,794</u>	<u>30,400</u>
TOTAL LEGAL	<u><u>366,709</u></u>	<u><u>356,742</u></u>	<u><u>385,903</u></u>	<u><u>355,747</u></u>	<u><u>390,897</u></u>

Fund General	Department Summary	City Hall
Fund Type General Government	Supervisor Building Department Director	11601, 11701

Description

This fund provides for the maintenance and operation of Grand Island's City Hall facility. Along with providing a positive working environment for government offices, the facility also provides meeting space for additional governmental and civic organizations. The fund provides the resources to maintain and improve the current building and grounds in an acceptable manner and to protect the City's investment into the future.

Budget Narrative

The proposed budget allows for the continued maintenance, operation, and improvements of the City Hall Facility.

Personnel

Title	2016	2017	2018	Net Change	2019
Maintenance Worker I	0	0	0	0	0
Maintenance Worker II	2	2	2	0	2
Totals:	2	2	2	0	2

CITY OF GRAND ISLAND
EXPENSES FOR BUDGET YEAR ENDING SEPTEMBER 30, 2019

GENERAL FUND	2016 ACTUAL	2017 ACTUAL	2018 BUDGET	2018 FORECAST	2019 BUDGET
COMMUNITY PROJECTS					

OPERATING EXPENSES					

10011601 85505 OFFICE SUPPLIES	14	0	0	0	0
TOTAL OPERATING EXPENSES	<u>14</u>	<u>0</u>	<u>0</u>	<u>0</u>	<u>0</u>
TOTAL COMMUNITY PROJECTS	<u>14</u>	<u>0</u>	<u>0</u>	<u>0</u>	<u>0</u>

CITY OF GRAND ISLAND
EXPENSES FOR BUDGET YEAR ENDING SEPTEMBER 30, 2019

GENERAL FUND	2016 ACTUAL	2017 ACTUAL	2018 BUDGET	2018 FORECAST	2019 BUDGET
GRAND GENERATION CENTER					

OPERATING EXPENSES					

10011607 85213 CONTRACT SERVICES	28,643	22,548	85,000	30,000	85,000
TOTAL OPERATING EXPENSES	<u>28,643</u>	<u>22,548</u>	<u>85,000</u>	<u>30,000</u>	<u>85,000</u>
TOTAL GRAND GENERATION CENTER	<u><u>28,643</u></u>	<u><u>22,548</u></u>	<u><u>85,000</u></u>	<u><u>30,000</u></u>	<u><u>85,000</u></u>

CITY OF GRAND ISLAND
EXPENSES FOR BUDGET YEAR ENDING SEPTEMBER 30, 2019

GENERAL FUND	2016 ACTUAL	2017 ACTUAL	2018 BUDGET	2018 FORECAST	2019 BUDGET
CITY HALL					

PERSONNEL SERVICES					

10011701 85105 SALARIES - REGULAR	82,930	91,629	97,937	100,875	101,364
10011701 85110 SALARIES - OVERTIME	0	0	100	100	200
10011701 85115 F.I.C.A. PAYROLL TAXES	6,002	6,684	7,507	7,507	7,770
10011701 85120 HEALTH INSURANCE	15,057	11,382	11,082	11,082	12,744
10011701 85125 LIFE INSURANCE	165	167	165	165	193
10011701 85130 DISABILITY INSURANCE	150	169	197	197	259
10011701 85145 PENSION CONTRIBUTION	4,976	5,498	5,889	5,889	6,094
10011701 85150 WORKERS COMPENSATION	1,553	1,675	1,646	1,646	1,814
10011701 85160 OTHER EMPLOYEE BENEFITS	0	0	44	44	44
10011701 85161 VEBA	780	774	780	780	780
TOTAL PERSONNEL SERVICES	<u>111,613</u>	<u>117,978</u>	<u>125,347</u>	<u>128,285</u>	<u>131,262</u>
OPERATING EXPENSES					

10011701 85305 UTILITY SERVICES	76,910	82,023	77,000	75,000	80,000
10011701 85317 NATURAL GAS	6,610	7,832	13,000	10,000	13,000
10011701 85319 REPAIR & MAIN-LD IMP/IRRIGA	13,831	6,760	30,000	20,000	30,000
10011701 85324 REPAIR & MAINT - BUILDING	70,727	37,292	90,000	40,000	70,000
10011701 85325 REPAIR & MAINT - MACH & EQU	14,160	23,582	30,000	30,000	30,000
10011701 85330 REPAIR & MAINT - OFF FURN &	83	650	500	500	500
10011701 85335 REPAIR & MAINT - VEHICLES	1,914	2,860	2,000	2,000	2,000
10011701 85350 SANITATION SERVICE	449	459	1,000	1,000	1,000
10011701 85428 TRAVEL & TRAINING	0	0	150	150	150
10011701 85490 OTHER EXPENDITURES	0	65	200	200	200
10011701 85505 OFFICE SUPPLIES	230	197	270	270	300
10011701 85510 CLEANING SUPPLIES	8,009	7,719	8,000	8,000	8,000
10011701 85540 MISC OPERATING EQUIPMENT	78	5,851	12,000	6,000	12,000
10011701 85590 OTHER GENERAL SUPPLIES	413	1,053	3,084	3,000	3,000
TOTAL OPERATING EXPENSES	<u>193,414</u>	<u>176,343</u>	<u>267,204</u>	<u>196,120</u>	<u>250,150</u>
CAPITAL OUTLAY					

10011701 85612 BUILDING IMPROVEMENTS	0	38,489	0	0	0
TOTAL CAPITAL OUTLAY	<u>0</u>	<u>38,489</u>	<u>0</u>	<u>0</u>	<u>0</u>
TOTAL CITY HALL	<u><u>305,027</u></u>	<u><u>332,810</u></u>	<u><u>392,551</u></u>	<u><u>324,405</u></u>	<u><u>381,412</u></u>

Fund General	Department Summary	Human Resources
Fund Type General Government	Supervisor Human Resources Director	11801

Description

The Human Resources Department is responsible for all aspects of human resource management for the City's 500+ employees. A summary of responsibilities include:

Workforce Planning and Employment - Recruitment and selection of all full time, part time, seasonal and temporary positions, Civil Service coordination, onboarding facilitation.

Employee and Labor Relations - Manage relations with the four labor unions, negotiations of seven labor contracts, employee grievances, disciplinary actions, appeals, legal compliance.

Compensation and Benefits - Coordination of compensation reviews, salary arrays, salary ordinance, administration of benefit plans including; cafeteria, dental, disability, EAP, FMLA, pension, health, life, supplemental, VEBA, vision, wellness.

Employee Development - Training, performance appraisals, job classification, position descriptions.

Risk Management - Workers' compensation, liability claims, support City Safety Committee.

Budget Narrative

The Human Resources Department's budget reflects the costs associated for performing the functions referred to in the above description. Examples of costs include wage and benefit studies, contract services, testing materials, post-offer screens, drug and alcohol tests, advertising, legal notices, software licenses, training, membership dues, office supplies. The City will negotiate two labor contracts in the 2018-2019 budget year along with an array for the non-union group. Recruiting will remain active as employees continue to transition to retirement.

Personnel

Title	2016	2017	2018	Net Change	2019
Human Resources Benefit & Risk Mgmt Coordinator	1	1	1	0	1
Human Resources Director	1	1	1	0	1
Human Resources Recruiter	1	1	1	0	1
Human Resources Specialist	1	1	1	0	1
Totals:	4	4	4	0	4

CITY OF GRAND ISLAND
EXPENSES FOR BUDGET YEAR ENDING SEPTEMBER 30, 2019

GENERAL FUND	2016 ACTUAL	2017 ACTUAL	2018 BUDGET	2018 FORECAST	2019 BUDGET
HUMAN RESOURCES					

PERSONNEL SERVICES					

10011801 85105 SALARIES - REGULAR	280,311	299,869	318,562	318,562	327,651
10011801 85110 SALARIES - OVERTIME	2,475	736	2,750	2,000	4,000
10011801 85115 F.I.C.A. PAYROLL TAXES	20,491	21,239	24,791	24,791	25,275
10011801 85120 HEALTH INSURANCE	68,658	54,173	47,158	47,158	25,788
10011801 85125 LIFE INSURANCE	348	349	348	348	408
10011801 85130 DISABILITY INSURANCE	509	554	647	647	837
10011801 85145 PENSION CONTRIBUTION	16,967	18,037	19,443	19,443	19,824
10011801 85150 WORKERS COMPENSATION	412	410	415	415	1,423
10011801 85160 OTHER EMPLOYEE BENEFITS	215	1,405	250	250	250
10011801 85161 VEBA	3,120	3,085	3,120	3,120	3,120
TOTAL PERSONNEL SERVICES	<u>393,506</u>	<u>399,857</u>	<u>417,484</u>	<u>416,734</u>	<u>408,576</u>
OPERATING EXPENSES					

10011801 85207 CONSULTING SERVICES	37,483	12,768	17,000	22,000	22,000
10011801 85213 CONTRACT SERVICES	89,698	27,307	59,652	50,000	61,500
10011801 85241 COMPUTER SERVICES	0	0	14,498	15,000	16,500
10011801 85290 OTHER PROFESSIONAL & TECH	0	0	500	500	750
10011801 85416 ADVERTISING	16,195	3,124	25,000	20,000	25,000
10011801 85419 LEGAL NOTICES	470	200	500	500	850
10011801 85422 DUES & SUBSCRIPTIONS	911	427	1,700	1,700	2,000
10011801 85428 TRAVEL & TRAINING	3,554	5,008	5,532	5,532	7,500
10011801 85505 OFFICE SUPPLIES	2,075	2,206	3,252	3,252	5,000
10011801 85540 MISC OPERATING EQUIPMENT	6,551	6,918	6,500	6,000	6,500
TOTAL OPERATING EXPENSES	<u>156,937</u>	<u>57,958</u>	<u>134,134</u>	<u>124,484</u>	<u>147,600</u>
TOTAL HUMAN RESOURCES	<u>550,443</u>	<u>457,815</u>	<u>551,618</u>	<u>541,218</u>	<u>556,176</u>

Fund General	Department Summary	Building Inspection
Fund Type Public Safety	Supervisor Building Department Director	22001

Description

The Department is responsible for uniformly administering, enforcing and regulating building, zoning and construction laws and regulations adopted by City, State and Federal governments within the City of Grand Island and the two mile extra territorial area. The codes enforced by the Department include building, electrical, plumbing, mechanical, minimum housing, zoning ordinance, flood plain, state accessibility, subdivision regulations, sign regulations, sewer taps and caps, utility connections and mobile home parks ordinance. The Department is also charged with maintaining all departmental records such as records of inspections and permits, certificates of occupancy and ordinance violation correspondence.

Budget Narrative

The proposed budget provides funds for enforcement of City codes within the jurisdictional area of approximately 101 square miles.

Personnel

Title	2016	2017	2018	Net Change	2019
Admin Assist-Bldg	1.35	1.35	1.35	0	1.35
Building Department Director	1	1	1	0	1
Building Inspector	2	2	2	0	2
Electrical Inspector	2	2	2	0	2
Plans Examiner	1	1	1	0	1
Plumbing Inspector	2	2	2	0	2
Totals:	9.35	9.35	9.35	0	9.35

CITY OF GRAND ISLAND
EXPENSES FOR BUDGET YEAR ENDING SEPTEMBER 30, 2019

GENERAL FUND	2016 ACTUAL	2017 ACTUAL	2018 BUDGET	2018 FORECAST	2019 BUDGET
BUILDING INSPECTION					

PERSONNEL SERVICES					

10022001 85105 SALARIES - REGULAR	593,086	615,461	604,343	604,343	623,224
10022001 85115 F.I.C.A. PAYROLL TAXES	43,021	44,479	46,232	46,232	47,676
10022001 85120 HEALTH INSURANCE	136,552	120,471	121,071	121,071	113,428
10022001 85125 LIFE INSURANCE	790	749	792	792	928
10022001 85130 DISABILITY INSURANCE	1,061	1,042	1,187	1,187	1,553
10022001 85145 PENSION CONTRIBUTION	35,067	36,070	35,595	35,595	36,683
10022001 85150 WORKERS COMPENSATION	17,009	17,807	16,802	16,802	13,896
10022001 85160 OTHER EMPLOYEE BENEFITS	383	333	404	404	364
10022001 85161 VEBA	3,935	23,207	3,939	3,939	3,939
TOTAL PERSONNEL SERVICES	<u>830,904</u>	<u>859,619</u>	<u>830,365</u>	<u>830,365</u>	<u>841,691</u>
OPERATING EXPENSES					

10022001 85213 CONTRACT SERVICES	3,681	19,181	40,000	10,000	30,000
10022001 85241 COMPUTER SERVICES	5,773	5,773	5,950	5,950	6,000
10022001 85245 PRINTING & BINDING SERVICES	728	1,578	1,000	1,000	1,000
10022001 85330 REPAIR & MAINT - OFF FURN &	0	837	1,000	1,000	1,000
10022001 85335 REPAIR & MAINT - VEHICLES	8,255	8,035	12,000	10,000	12,000
10022001 85422 DUES & SUBSCRIPTIONS	2,210	450	3,000	2,500	3,000
10022001 85428 TRAVEL & TRAINING	685	1,565	2,000	2,000	2,000
10022001 85490 OTHER EXPENDITURES	2,307	3,568	3,500	5,000	4,500
10022001 85505 OFFICE SUPPLIES	3,244	4,424	5,400	5,400	5,000
10022001 85540 MISC OPERATING EQUIPMENT	4,257	399	1,500	1,500	1,500
TOTAL OPERATING EXPENSES	<u>31,140</u>	<u>45,810</u>	<u>75,350</u>	<u>44,350</u>	<u>66,000</u>
TOTAL BUILDING INSPECTION	<u>862,044</u>	<u>905,429</u>	<u>905,715</u>	<u>874,715</u>	<u>907,691</u>

Fund General	Department Summary	Fire-Emergency Medical Services
Fund Type Public Safety	Supervisor Fire Chief	22101

Description

The Grand Island Fire Department (GIFD) is an all-hazards, life safety agency protecting the more than 50,000 people who live, work and play in our city. In addition to the residents of Grand Island, GIFD has a contract with Hall County to provide EMS response for those areas outside the city limits of Grand Island.

The GIFD emergency responders protect life, property and the environment through their direct involvement in fire prevention, firefighting, emergency medical care, technical rescue, hazardous materials mitigation, disaster response, public education and community service.

We deliver this variety of emergency services through our most valuable resource, our emergency responders. These responders are committed to professionalism. They display this professionalism by being highly trained and by being physically capable of meeting the rigorous physical demands that emergencies deliver.

We realize that the best response to a disaster is to prevent it before it happens. The GIFD is very aggressive in preventing fires and other emergencies. Our prevention efforts include construction plan reviews, new and existing building inspections, a smoke alarm program, and a public education program that targets segments of our community that are most at risk (children and the elderly).

Budget Narrative

Personnel

Title	2016	2017	2018	Net Change	2019
Administrative Assistant	1	1	1	0	1
Fire Captain	12	12	12	0	12
Fire Chief	1	1	1	0	1
Fire Division Chiefs	3	3	3	0	3
Firefighter / EMT	21	21	21	0	21
Firefighter / Paramedic	27	27	27	0	27
Life Safety Inspector	2	2	2	0	2
Shift Commander	3	3	3	0	3
Totals:	70	70	70	0	70

CITY OF GRAND ISLAND
EXPENSES FOR BUDGET YEAR ENDING SEPTEMBER 30, 2019

GENERAL FUND	2016 ACTUAL	2017 ACTUAL	2018 BUDGET	2018 FORECAST	2019 BUDGET
FIRE					

PERSONNEL SERVICES					

10022101 85105 SALARIES - REGULAR	4,610,924	4,741,692	4,897,558	4,897,558	4,915,521
10022101 85110 SALARIES - OVERTIME	240,457	344,695	113,000	260,000	220,000
10022101 85115 F.I.C.A. PAYROLL TAXES	71,557	73,604	75,309	75,309	83,267
10022101 85120 HEALTH INSURANCE	1,018,761	994,632	813,184	813,184	749,676
10022101 85125 LIFE INSURANCE	5,975	5,939	6,045	6,045	7,041
10022101 85130 DISABILITY INSURANCE	781	927	1,587	1,587	2,054
10022101 85140 CLOTHING ALLOWANCE	38,708	34,097	39,366	39,366	36,106
10022101 85145 PENSION CONTRIBUTION	9,565	9,536	10,000	10,000	0
10022101 85147 FIRE PENSION	554,288	570,927	601,131	601,131	604,695
10022101 85150 WORKERS COMPENSATION	329,019	336,166	314,775	314,775	285,000
10022101 85160 OTHER EMPLOYEE BENEFITS	9,825	8,026	14,000	14,000	14,000
10022101 85161 VEBA	96,910	47,928	50,416	50,416	50,416
TOTAL PERSONNEL SERVICES	6,986,770	7,168,169	6,936,371	7,083,371	6,967,776
OPERATING EXPENSES					

10022101 85205 MEDICAL DIRECTOR CONTRACTS	23,000	27,326	23,000	23,000	23,000
10022101 85207 EQUIP SERVICE CONTRACTS	15,805	11,955	14,300	14,300	21,300
10022101 85213 CONTRACT SERVICES	0	0	0	3,500	3,500
10022101 85220 AMBULANCE BILLING FEES	45,280	47,235	48,000	48,000	48,000
10022101 85241 COMPUTER SERVICES	29,515	32,251	29,718	29,718	36,000
10022101 85245 PRINTING & BINDING SERVICES	190	332	500	500	500
10022101 85291 PUBLIC EDUCATION MATERIALS	879	1,495	1,500	1,500	2,000
10022101 85305 UTILITY SERVICES	46,089	51,477	50,000	52,000	55,000
10022101 85317 NATURAL GAS	11,933	13,062	19,000	17,700	19,000
10022101 85324 REPAIR & MAINT - BUILDING	24,898	23,324	26,000	25,500	28,000
10022101 85325 REPAIR & MAINT - MACH & EQU	27,565	17,307	26,000	25,500	26,000
10022101 85330 REPAIR & MAINT - OFF FURN &	1,049	614	2,000	1,000	2,000
10022101 85335 REPAIR & MAINT - VEHICLES	81,616	67,339	72,000	77,000	80,000
10022101 85350 SANITATION SERVICE	903	1,070	1,300	1,300	1,300
10022101 85405 INSURANCE PREMIUMS	13,418	13,780	13,418	13,418	13,418
10022101 85410 TELEPHONE	1,296	1,829	1,600	1,600	1,840
10022101 85413 POSTAGE	191	92	100	100	100
10022101 85416 ADVERTISING	31	253	500	50	500
10022101 85422 DUES & SUBSCRIPTIONS	2,897	2,946	2,375	3,975	5,000
10022101 85425 BOOKS	4,810	174	3,000	1,500	3,000
10022101 85428 TRAVEL & TRAINING	24,476	33,324	32,500	27,500	32,500
10022101 85490 OTHER EXPENDITURES	413	297	1,000	500	1,000
10022101 85505 OFFICE SUPPLIES	1,777	3,474	3,600	3,100	13,000

CITY OF GRAND ISLAND
EXPENSES FOR BUDGET YEAR ENDING SEPTEMBER 30, 2019

GENERAL FUND	2016 ACTUAL	2017 ACTUAL	2018 BUDGET	2018 FORECAST	2019 BUDGET
10022101 85510 CLEANING SUPPLIES	5,102	3,015	5,000	4,900	5,000
10022101 85515 GASOLINE	7,276	7,705	11,500	9,500	11,500
10022101 85520 DIESEL FUEL	23,265	30,845	38,000	36,000	38,000
10022101 85535 CHEMICAL SUPPLIES	3,640	1,940	4,000	2,000	4,000
10022101 85540 MISC OPERATING EQUIPMENT	59,849	60,737	52,500	47,500	55,000
10022101 85546 HOSE	2,062	474	1,000	1,000	1,000
10022101 85548 PROTECTIVE CLOTHING	44,820	17,380	17,000	17,000	44,000
10022101 85590 OTHER GENERAL SUPPLIES	2,500	309	2,500	2,500	2,500
10022101 85591 AMBULANCE SUPPLIES	82,571	60,229	76,250	76,250	90,000
10022101 85599 AMBULANCE REFUNDS	30,380	32,891	25,000	35,000	25,000
TOTAL OPERATING EXPENSES	<u>619,496</u>	<u>566,481</u>	<u>604,161</u>	<u>603,911</u>	<u>691,958</u>
DEBT SERVICE					

10022101 85716 INTEREST EXPENSE	0	13,429	26,982	26,982	21,494
10022101 85719 LOAN PRINCIPAL EXPENSE	0	0	193,842	193,842	193,842
TOTAL DEBT SERVICE	<u>0</u>	<u>13,429</u>	<u>220,824</u>	<u>220,824</u>	<u>215,336</u>
CAPITAL OUTLAY					

10022101 85608 LAND IMPROVEMENTS	15,160	632,972	19,000	19,000	0
10022101 85612 BUILDING IMPROVEMENTS	0	4,400	25,000	25,000	0
10022101 85615 MACHINERY AND EQUIPMENT	41,341	264,281	54,545	54,545	0
10022101 85625 VEHICLES	0	969,208	286,000	286,000	0
TOTAL CAPITAL OUTLAY	<u>56,501</u>	<u>1,870,861</u>	<u>384,545</u>	<u>384,545</u>	<u>0</u>
TOTAL FIRE	<u><u>7,662,767</u></u>	<u><u>9,618,940</u></u>	<u><u>8,145,901</u></u>	<u><u>8,292,651</u></u>	<u><u>7,875,070</u></u>

Fund General	Department Summary	Police
Fund Type Public Safety	Supervisor Chief of Police	22301, 22302, 22304

Description

The Police Department provides public safety services to all citizens and people in Grand Island. Examples of services include responding to calls for service, emergency responses to major crimes and serious incidents; accident investigation; traffic safety enforcement; investigation and apprehension of criminals and violators and enforcement of some municipal codes. The Department is fully implemented into the strategic policing model that was started back in 2013 after the ICMA study. The Department participates in community based programs such as School Resource Officers and a Crime Prevention Unit. The Department participates in a regional drug and safe streets task force with Federal, State, and other local agencies which target drug dealers and violent criminals. The Department also includes a Victim Assistance Unit, a Code Compliance Unit, a Crime Analyst, and a Cyber Crimes Investigator. We have a Housing Authority Officer who works closely with the Hall County Housing Authority to provide police services to over 1,000 residents. We also provide on-duty officers to assist with out-going flight passenger screening at the Central Nebraska Regional Airport.

The Department consists of three different Divisions: Patrol, Administration, and Criminal Investigation and each division has personnel that are additionally assigned to various ancillary units, such as K9, Gang, Tactical Response Team, and a cadre of trained instructors to help fulfill out mission.

Budget Narrative

Personnel

Title	2016	2017	2018	Net Change	2019
Community Service Officers-Police Department	6.5088	6.5088	5.5053	0	5.5053
Crime Analysis	1	1	1	0	1
Custodian	1.25	1.25	1.25	0	1.25
Evidence Technician	2	2	2	0	2
Maintenance Worker II	1	1	1	0	1
Office Manager-Police Department	1	1	1	0	1
Police Captain	3	3	3	0	3
Police Chief	1	1	1	0	1
Police Officer	69	69	67	0	67
Police Records Clerk	7	7	7	0	7
Police Sergeant	14	14	14	0	14
School Crossing Guards	0	0	0	0	0
Victim Assistance Unit Coordinator	1	1	1	0	1
Victim Witness Advocate	0.2	0.2	0.2	0	0.2
Totals:	107.9588	107.9588	104.9553	0	104.9553

CITY OF GRAND ISLAND
EXPENSES FOR BUDGET YEAR ENDING SEPTEMBER 30, 2019

GENERAL FUND	2016 ACTUAL	2017 ACTUAL	2018 BUDGET	2018 FORECAST	2019 BUDGET
POLICE					

PERSONNEL SERVICES					

10022301 85105 SALARIES - REGULAR	6,186,717	6,431,680	6,897,331	6,897,331	6,932,121
10022301 85110 SALARIES - OVERTIME	261,741	311,802	189,510	300,000	370,100
10022301 85115 F.I.C.A. PAYROLL TAXES	472,072	490,226	551,378	551,929	557,608
10022301 85120 HEALTH INSURANCE	1,285,486	1,183,617	932,458	933,390	921,223
10022301 85125 LIFE INSURANCE	8,489	8,798	8,623	17,246	10,073
10022301 85130 DISABILITY INSURANCE	10,887	11,654	14,085	28,170	17,980
10022301 85140 CLOTHING ALLOWANCE	54,383	60,156	60,000	60,000	59,478
10022301 85145 PENSION CONTRIBUTION	38,863	42,970	45,000	45,000	79,208
10022301 85146 POLICE PENSION	404,041	420,649	452,244	452,244	499,323
10022301 85150 WORKERS COMPENSATION	197,117	199,209	200,508	200,508	74,171
10022301 85160 OTHER EMPLOYEE BENEFITS	3,632	2,850	8,787	8,787	8,787
10022301 85161 VEBA	40,525	10,878	10,296	10,296	10,296
TOTAL PERSONNEL SERVICES	<u>8,963,953</u>	<u>9,174,489</u>	<u>9,370,220</u>	<u>9,504,901</u>	<u>9,540,368</u>
OPERATING EXPENSES					

10022301 85213 CONTRACT SERVICES	123,206	128,692	120,000	120,000	124,800
10022301 85214 HUMANE SOCIETY CONTRACT	360,000	0	0	0	0
10022301 85290 OTHER PROFESSIONAL & TECH	42,927	27,201	45,000	45,000	45,000
10022301 85305 UTILITY SERVICES	6,345	5,938	6,000	6,000	6,000
10022301 85317 NATURAL GAS	532	555	1,000	1,000	1,000
10022301 85324 REPAIR & MAINT - BUILDING	1,402	904	2,000	2,000	2,000
10022301 85325 REPAIR & MAINT - MACH & EQU	3,190	3,170	3,000	3,000	6,000
10022301 85330 REPAIR & MAINT - OFF FURN &	4,675	1,801	3,000	3,000	0
10022301 85335 REPAIR & MAINT - VEHICLES	175,661	137,142	148,400	140,000	148,400
10022301 85390 TOWING EXPENSES	88,029	83,796	93,150	93,150	93,150
10022301 85405 INSURANCE PREMIUMS	14,797	9,626	14,800	14,800	14,800
10022301 85410 TELEPHONE	944	0	0	0	0
10022301 85412 CITY MATCH	25,000	25,000	29,700	26,000	29,700
10022301 85419 LEGAL NOTICES	314	289	400	572	400
10022301 85422 DUES & SUBSCRIPTIONS	4,267	1,845	2,200	2,200	2,200
10022301 85428 TRAVEL & TRAINING	46,893	40,958	44,000	44,000	44,000
10022301 85453 CASH OVER & SHORT	-56	0	0	0	0
10022301 85463 INVESTIGATIVE EXPENSE	41,880	32,078	35,000	35,000	35,000
10022301 85464 CRIME PREVENTION	1,000	999	1,000	1,000	1,000
10022301 85490 OTHER EXPENDITURES	41,004	3,182	7,000	7,000	7,000

CITY OF GRAND ISLAND
EXPENSES FOR BUDGET YEAR ENDING SEPTEMBER 30, 2019

GENERAL FUND	2016 ACTUAL	2017 ACTUAL	2018 BUDGET	2018 FORECAST	2019 BUDGET
10022301 85505 OFFICE SUPPLIES	19,862	16,153	13,000	13,000	13,000
10022301 85515 GASOLINE	101,618	106,053	150,500	150,500	150,500
10022301 85520 DIESEL FUEL	118	0	0	0	0
10022301 85540 MISC OPERATING EQUIPMENT	154,863	129,889	151,500	151,500	181,500
10022301 85545 MATERIALS - TESTING	3,513	2,135	2,500	2,500	2,500
10022301 85546 PROTECTIVE VESTS/UNIFORMS	4,741	7,019	8,000	8,000	8,000
10022301 85550 AMMO AND TRAINING SUPPLIES	21,128	18,467	20,000	20,000	20,000
10022301 85590 OTHER GENERAL SUPPLIES	37,320	27,364	30,000	30,000	0
TOTAL OPERATING EXPENSES	<u>1,325,173</u>	<u>810,256</u>	<u>931,150</u>	<u>919,222</u>	<u>935,950</u>
CAPITAL OUTLAY					

10022301 85625 VEHICLES	265,985	136,894	118,000	118,000	0
TOTAL CAPITAL OUTLAY	<u>265,985</u>	<u>136,894</u>	<u>118,000</u>	<u>118,000</u>	<u>0</u>
TOTAL POLICE	<u><u>10,555,111</u></u>	<u><u>10,121,639</u></u>	<u><u>10,419,370</u></u>	<u><u>10,542,123</u></u>	<u><u>10,476,318</u></u>

CITY OF GRAND ISLAND
EXPENSES FOR BUDGET YEAR ENDING SEPTEMBER 30, 2019

GENERAL FUND	2016 ACTUAL	2017 ACTUAL	2018 BUDGET	2018 FORECAST	2019 BUDGET
LAW ENFORCEMENT CENTER					

PERSONNEL SERVICES					

10022302 85105 SALARIES - REGULAR	72,454	59,717	76,994	67,994	81,388
10022302 85110 SALARIES - OVERTIME	640	542	250	1,200	500
10022302 85115 F.I.C.A. PAYROLL TAXES	5,213	4,310	5,928	5,928	6,264
10022302 85120 HEALTH INSURANCE	14,010	16,195	15,780	15,780	16,524
10022302 85125 LIFE INSURANCE	87	75	87	87	102
10022302 85130 DISABILITY INSURANCE	86	56	69	69	69
10022302 85145 PENSION CONTRIBUTION	2,869	2,205	2,287	2,287	2,484
10022302 85150 WORKERS COMPENSATION	3,140	3,200	97	97	222
10022302 85160 OTHER EMPLOYEE BENEFITS	0	0	120	120	120
10022302 85161 HRA-VEBA	390	315	390	390	390
TOTAL PERSONNEL SERVICES	<u>98,889</u>	<u>86,615</u>	<u>102,002</u>	<u>93,952</u>	<u>108,063</u>
OPERATING EXPENSES					

10022302 85229 CONTRACT MAINTENANCE SERVIC	37,608	56,321	35,000	70,000	70,000
10022302 85305 UTILITY SERVICES	116,685	112,919	120,000	120,000	120,000
10022302 85505 OFFICE SUPPLIES	5,650	3,832	2,700	7,000	7,000
10022302 85506 PAPER	3,525	3,419	3,000	2,500	3,000
10022302 85590 CUSTODIAL SUPPLIES	18,919	14,181	15,000	15,000	15,000
TOTAL OPERATING EXPENSES	<u>182,387</u>	<u>190,672</u>	<u>175,700</u>	<u>214,500</u>	<u>215,000</u>
TOTAL LAW ENFORCEMENT CENTER	<u><u>281,276</u></u>	<u><u>277,287</u></u>	<u><u>277,702</u></u>	<u><u>308,452</u></u>	<u><u>323,063</u></u>

CITY OF GRAND ISLAND
EXPENSES FOR BUDGET YEAR ENDING SEPTEMBER 30, 2019

GENERAL FUND	2016 ACTUAL	2017 ACTUAL	2018 BUDGET	2018 FORECAST	2019 BUDGET
POLICE GRANT					

PERSONNEL SERVICES					

10022304 85110 SALARIES - OVERTIME	29,390	19,986	12,500	16,000	12,500
10022304 85115 F.I.C.A. PAYROLL TAXES	2,134	1,453	1,858	2,378	1,858
10022304 85120 HEALTH INSURANCE	5,002	3,100	4,000	4,000	4,000
10022304 85125 LIFE INSURANCE	36	28	62	62	62
10022304 85145 PENSION CONTRIBUTION	12	0	0	0	0
10022304 85146 POLICE PENSION	2,022	1,399	2,500	3,200	2,500
10022304 85150 WORKERS COMPENSATION	1,041	94	94	94	94
10022304 85161 HRA-VEBA	1	0	0	0	0
TOTAL PERSONNEL SERVICES	<u>39,638</u>	<u>26,060</u>	<u>21,014</u>	<u>25,734</u>	<u>21,014</u>
TOTAL POLICE GRANT	<u><u>39,638</u></u>	<u><u>26,060</u></u>	<u><u>21,014</u></u>	<u><u>25,734</u></u>	<u><u>21,014</u></u>

Fund General	Department Summary	Emergency Management
Fund Type Public Safety	Supervisor Emergency Management Director	22601, 22604, 22605

Description

The Emergency Management and Communications Department is established by Interlocal Agreement and costs and revenues are shared 50/50 between the City of Grand Island and Hall County. This budget funds all emergency management activities and the majority of 911 PSAP (Public Safety Answering Point) expenses.

Budget Narrative

This budget provides for the maintenance of existing programs, no increases in FTE.

Personnel

Title	2016	2017	2018	Net Change	2019
Emergency Management Coordinator	1	1	1	0	1
Emergency Management Deputy Director	1	1	1	0	1
Emergency Management Director	1	1	1	0	1
Public Safety Dispatcher	11	11	10.25	0	10.25
Senior Public Safety Dispatcher	3	3	3	0	3
Telecommunicator/EMD	0	0	0	0	0
Totals:	17	17	16.25	0	16.25

CITY OF GRAND ISLAND
EXPENSES FOR BUDGET YEAR ENDING SEPTEMBER 30, 2019

GENERAL FUND	2016 ACTUAL	2017 ACTUAL	2018 BUDGET	2018 FORECAST	2019 BUDGET
EMERGENCY MANAGEMENT					

PERSONNEL SERVICES					

10022601 85105 SALARIES - REGULAR	235,023	248,628	261,114	261,114	269,496
10022601 85110 SALARIES - OVERTIME	535	221	700	0	700
10022601 85115 F.I.C.A. PAYROLL TAXES	16,890	17,475	20,029	20,029	20,670
10022601 85120 HEALTH INSURANCE	50,075	52,855	41,617	41,617	22,080
10022601 85125 LIFE INSURANCE	261	266	261	261	306
10022601 85130 DISABILITY INSURANCE	427	459	524	524	683
10022601 85145 PENSION CONTRIBUTION	14,134	14,931	15,709	15,709	16,212
10022601 85150 WORKERS COMPENSATION	321	333	332	332	584
10022601 85160 OTHER EMPLOYEE BENEFITS	320	265	300	300	300
10022601 85161 VEBA	1,950	1,939	1,950	1,950	1,950
TOTAL PERSONNEL SERVICES	<u>319,936</u>	<u>337,372</u>	<u>342,536</u>	<u>341,836</u>	<u>332,981</u>
OPERATING EXPENSES					

10022601 85213 CONTRACT SERVICES	10,329	9,145	13,200	13,200	15,000
10022601 85241 COMPUTER SERVICES	7,980	7,980	42,065	42,065	37,000
10022601 85290 COMMUNICATIONS SERVICES	3,555	2,010	3,600	3,600	5,000
10022601 85305 UTILITY SERVICES	4,724	6,406	6,700	6,700	6,700
10022601 85325 REPAIR & MAINT - MACH & EQU	2,248	3,470	3,400	3,400	4,000
10022601 85330 REPAIR & MAINT - OFF FURN &	0	0	1,000	1,000	1,000
10022601 85335 REPAIR & MAINT - VEHICLES	1,258	2,432	4,000	3,000	3,000
10022601 85405 INSURANCE PREMIUMS	2,300	2,200	2,300	2,300	2,300
10022601 85413 POSTAGE	382	293	400	300	400
10022601 85422 DUES & SUBSCRIPTIONS	592	705	700	700	750
10022601 85428 TRAVEL & TRAINING	3,237	2,650	3,500	3,000	3,000
10022601 85490 OTHER EXPENDITURES	77	132	200	200	200
10022601 85505 OFFICE SUPPLIES	766	1,201	1,000	1,000	1,000
10022601 85539 MISC OPERATING EQUIPMENT	1,494	211	4,000	4,000	4,000
10022601 85544 PLANNING	6,083	264	4,000	2,000	4,000
10022601 85590 SUPPLIES	0	22	100	100	100
TOTAL OPERATING EXPENSES	<u>45,025</u>	<u>39,121</u>	<u>90,165</u>	<u>86,565</u>	<u>87,450</u>

CITY OF GRAND ISLAND
EXPENSES FOR BUDGET YEAR ENDING SEPTEMBER 30, 2019

GENERAL FUND	2016 ACTUAL	2017 ACTUAL	2018 BUDGET	2018 FORECAST	2019 BUDGET
<hr/>					
CAPITAL OUTLAY					

10022601 85615 MACHINERY AND EQUIPMENT	63,688	38,105	32,696	69,696	0
TOTAL CAPITAL OUTLAY	<u>63,688</u>	<u>38,105</u>	<u>32,696</u>	<u>69,696</u>	<u>0</u>
TOTAL EMERGENCY MANAGEMENT	<u><u>428,649</u></u>	<u><u>414,598</u></u>	<u><u>465,397</u></u>	<u><u>498,097</u></u>	<u><u>420,431</u></u>

CITY OF GRAND ISLAND
EXPENSES FOR BUDGET YEAR ENDING SEPTEMBER 30, 2019

GENERAL FUND	2016 ACTUAL	2017 ACTUAL	2018 BUDGET	2018 FORECAST	2019 BUDGET
LOCAL EMERGENCY PLANNING					

OPERATING EXPENSES					

10022604 85416 ADVERTISING	61	81	100	100	110
10022604 85448 CITIZENS CORP EXPS	604	0	0	0	0
10022604 85475 LOCAL EMERGENCY PLANNING CO	1,561	1,272	5,500	5,500	5,500
TOTAL OPERATING EXPENSES	<u>2,226</u>	<u>1,353</u>	<u>5,600</u>	<u>5,600</u>	<u>5,610</u>
TOTAL LOCAL EMERGENCY PLANNING	<u><u>2,226</u></u>	<u><u>1,353</u></u>	<u><u>5,600</u></u>	<u><u>5,600</u></u>	<u><u>5,610</u></u>

CITY OF GRAND ISLAND
EXPENSES FOR BUDGET YEAR ENDING SEPTEMBER 30, 2019

GENERAL FUND	2016 ACTUAL	2017 ACTUAL	2018 BUDGET	2018 FORECAST	2019 BUDGET
COMMUNICATION					

PERSONNEL SERVICES					

10022605 85105 SALARIES - REGULAR	635,033	653,643	638,436	638,436	681,168
10022605 85110 SALARIES - OVERTIME	29,990	33,626	28,393	28,393	33,125
10022605 85115 F.I.C.A. PAYROLL TAXES	47,233	48,133	54,137	54,137	57,899
10022605 85120 HEALTH INSURANCE	152,362	143,352	125,330	125,330	131,460
10022605 85125 LIFE INSURANCE	1,085	1,120	1,182	1,182	1,362
10022605 85130 DISABILITY INSURANCE	1,131	1,182	1,415	1,415	1,931
10022605 85145 PENSION CONTRIBUTION	39,901	41,236	42,464	42,464	45,411
10022605 85150 WORKERS COMPENSATION	909	930	933	933	1,178
10022605 85160 OTHER EMPLOYEE BENEFITS	387	425	784	784	784
10022605 85161 VEBA	6,240	6,266	6,630	6,630	6,630
TOTAL PERSONNEL SERVICES	<u>914,271</u>	<u>929,913</u>	<u>899,704</u>	<u>899,704</u>	<u>960,948</u>
OPERATING EXPENSES					

10022605 85213 CONTRACT SERVICES	2,193	2,832	2,900	2,900	2,900
10022605 85245 PRINTING & BINDING SERVICES	0	0	200	200	200
10022605 85290 OTHER PROFESSIONAL & TECH	97	0	0	0	0
10022605 85325 REPAIR & MAINT - MACH & EQU	0	128	3,800	3,800	2,000
10022605 85405 INSURANCE PREMIUMS	0	0	0	0	-1
10022605 85410 TELEPHONE	3,355	3,752	4,000	4,000	4,000
10022605 85428 TRAVEL & TRAINING	0	0	0	10	0
10022605 85490 OTHER EXPENDITURES	174	75	100	100	100
10022605 85505 OFFICE SUPPLIES	770	235	400	400	400
10022605 85590 OTHER GENERAL SUPPLIES	0	0	100	200	100
TOTAL OPERATING EXPENSES	<u>6,589</u>	<u>7,022</u>	<u>11,500</u>	<u>11,610</u>	<u>9,699</u>
CAPITAL OUTLAY					

10022605 85615 MACHINERY AND EQUIPMENT	22,543	48,491	27,000	27,000	0
TOTAL CAPITAL OUTLAY	<u>22,543</u>	<u>48,491</u>	<u>27,000</u>	<u>27,000</u>	<u>0</u>
TOTAL COMMUNICATION	<u>943,403</u>	<u>985,426</u>	<u>938,204</u>	<u>938,314</u>	<u>970,647</u>

Fund General	Department Summary	Engineering
Fund Type Public Works	Supervisor Public Works Director	33001

Description

The Engineering Division of the Public Works Department provides engineering services for Solid Waste, Streets, and Wastewater Divisions as well as other City Departments and the Downtown Parking Districts. The Division provides design engineering services for sidewalks, streets, sanitary sewer, storm water drainage, and trails; construction project management; right-of-way management; storm water management; subdivision review; surveying; and traffic engineering.

Budget Narrative

The Division will provide a combination of planning, coordination, district creation, design, right-of-way acquisition, construction management and project inspection services for projects including: the annual resurfacing and curb ramp projects, S Front Street over Sycamore Street Underpass, Moores Creek Drain Extension, Old Potash; Claude Road to Webb Road, Highway 30 Realignment, and Five Points Intersection Improvements; project management for various Wastewater improvements, as well as design and management of various other small projects that occur during the successive year.

Personnel

Title	2016	2017	2018	Net Change	2019
Assistant PW Director/Mngr of Engineering Services	1	1	1	0	1
CADD Operator	1	1	0	0	0
Engineering I PW	1	1	1	0	1
Engineering Technician-Public Works	2	2	3	0	3
GIS Coordinator - PW	1	1	1	0	1
Public Works Engineer	1	1	0	0	0
Seasonal Worker	0.75	0.75	0.75	0	0.75
Stormwater Technician	1	1	0	0	0
Totals:	8.75	8.75	6.75	0	6.75

CITY OF GRAND ISLAND
EXPENSES FOR BUDGET YEAR ENDING SEPTEMBER 30, 2019

GENERAL FUND	2016 ACTUAL	2017 ACTUAL	2018 BUDGET	2018 FORECAST	2019 BUDGET
ENGINEERING					

PERSONNEL SERVICES					

10033001 85105 SALARIES - REGULAR	573,789	458,432	479,491	440,000	500,733
10033001 85110 SALARIES - OVERTIME	16,389	9,068	2,513	5,000	5,000
10033001 85115 F.I.C.A. PAYROLL TAXES	43,182	34,313	37,064	32,000	38,690
10033001 85120 HEALTH INSURANCE	109,532	61,511	67,272	63,500	76,812
10033001 85125 LIFE INSURANCE	630	489	522	550	714
10033001 85130 DISABILITY INSURANCE	994	763	968	1,050	1,289
10033001 85145 PENSION CONTRIBUTION	35,089	28,050	27,722	26,300	29,015
10033001 85150 WORKERS COMPENSATION	2,154	2,291	1,763	1,763	581
10033001 85160 OTHER EMPLOYEE BENEFITS	530	885	364	550	364
10033001 85161VEBA	13,699	3,264	3,120	3,300	3,510
TOTAL PERSONNEL SERVICES	<u>795,988</u>	<u>599,066</u>	<u>620,799</u>	<u>574,013</u>	<u>656,708</u>
OPERATING EXPENSES					

10033001 85213 CONTRACT SERVICES	27,797	4,104	25,000	25,000	28,500
10033001 85241 COMPUTER SERVICES	82,876	84,664	100,000	100,000	100,000
10033001 85325 REPAIR & MAINT - MACH & EQU	3,340	3,774	3,500	3,500	3,499
10033001 85335 REPAIR & MAINT - VEHICLES	7,008	7,516	8,500	7,500	8,500
10033001 85405 INSURANCE PREMIUMS	0	0	0	0	0
10033001 85410 TELEPHONE	503	702	500	500	500
10033001 85416 ADVERTISING	1,670	1,075	1,000	500	1,000
10033001 85419 LEGAL NOTICES	957	578	900	1,000	1,000
10033001 85422 DUES & SUBSCRIPTIONS	100	300	500	500	500
10033001 85424 LICENSE & FEES	462	1,270	1,350	1,300	1,300
10033001 85428 TRAVEL & TRAINING	1,729	3,296	10,000	7,500	10,000
10033001 85505 OFFICE SUPPLIES	3,474	3,254	4,000	4,000	4,000
10033001 85540 MISC OPERATING EQUIPMENT	7,493	7,695	10,000	7,500	10,000
10033001 85590 OTHER GENERAL SUPPLIES	48	0	0	0	0
TOTAL OPERATING EXPENSES	<u>137,457</u>	<u>118,228</u>	<u>165,250</u>	<u>158,800</u>	<u>168,799</u>
TOTAL ENGINEERING	<u>933,445</u>	<u>717,294</u>	<u>786,049</u>	<u>732,813</u>	<u>825,507</u>

Fund General	Department Summary	Administration
Fund Type Public Works	Supervisor Public Works Director	33002

Description

Provides for the administration and management of the Public Works Department.

Budget Narrative

The Division provides administration, planning, support, and management for the Public Works Department, and develops and leads department initiatives such as the Capital Improvement Program.

Personnel

Title	2016	2017	2018	Net Change	2019
Administrative Assistant-Public Works	1	1	1	-1	0
Administrative Coordinator	0	0	0	1	1
Public Works Director	1	1	1	0	1
Totals:	2	2	2	0	2

CITY OF GRAND ISLAND
EXPENSES FOR BUDGET YEAR ENDING SEPTEMBER 30, 2019

GENERAL FUND	2016 ACTUAL	2017 ACTUAL	2018 BUDGET	2018 FORECAST	2019 BUDGET
PUBLIC WORKS ADMINISTRATION					

PERSONNEL SERVICES					

10033002 85105 SALARIES - REGULAR	184,896	197,169	201,921	204,000	207,261
10033002 85110 SALARIES - OVERTIME	8,222	6,922	150	7,400	7,000
10033002 85115 F.I.C.A. PAYROLL TAXES	14,197	14,549	14,545	15,400	14,895
10033002 85125 LIFE INSURANCE	165	170	165	200	193
10033002 85130 DISABILITY INSURANCE	336	364	360	500	467
10033002 85145 PENSION CONTRIBUTION	11,587	12,245	12,133	13,000	12,454
10033002 85150 WORKERS COMPENSATION	174	185	191	191	125
10033002 85160 OTHER EMPLOYEE BENEFITS	0	0	108	50	121
10033002 85161 HRA-VEBA	1,170	1,170	1,170	1,170	1,170
TOTAL PERSONNEL SERVICES	<u>220,747</u>	<u>232,774</u>	<u>230,743</u>	<u>241,911</u>	<u>243,686</u>
OPERATING EXPENSES					

10033002 85213 CONTRACT SERVICES	155,977	85,495	200,000	200,000	195,000
10033002 85241 COMPUTER SERVICES	0	355	2,500	500	2,500
10033002 85422 DUES & SUBSCRIPTIONS	1,240	0	250	0	0
10033002 85424 LICENSE & FEES	80	0	0	0	0
10033002 85428 TRAVEL & TRAINING	1,918	1,510	3,500	3,500	3,500
10033002 85505 OFFICE SUPPLIES	291	76	2,250	100	100
TOTAL OPERATING EXPENSES	<u>159,506</u>	<u>87,436</u>	<u>208,500</u>	<u>204,100</u>	<u>201,100</u>
CAPITAL OUTLAY					

10033002 85620 OFFICE FURNITURE & EQUIPMEN	4,888	0	0	0	0
TOTAL CAPITAL OUTLAY	<u>4,888</u>	<u>0</u>	<u>0</u>	<u>0</u>	<u>0</u>
TOTAL PUBLIC WORKS ADMINISTRATION	<u><u>385,141</u></u>	<u><u>320,210</u></u>	<u><u>439,243</u></u>	<u><u>446,011</u></u>	<u><u>444,786</u></u>

Fund General	Department Summary	Streets & Transportation
Fund Type Public Works	Supervisor Public Works Director	33501

Description

Moved to the 210 Fund in 2018.

Budget Narrative

CITY OF GRAND ISLAND
EXPENSES FOR BUDGET YEAR ENDING SEPTEMBER 30, 2019

GENERAL FUND	2016 ACTUAL	2017 ACTUAL	2018 BUDGET	2018 FORECAST	2019 BUDGET
STREET AND ALLEY - GEN OPER					

PERSONNEL SERVICES					

10033501 85105 SALARIES - REGULAR	1,318,066	0	0	0	0
10033501 85110 SALARIES - OVERTIME	212,922	0	0	0	0
10033501 85115 F.I.C.A. PAYROLL TAXES	111,423	0	0	0	0
10033501 85120 HEALTH INSURANCE	345,300	0	0	0	0
10033501 85125 LIFE INSURANCE	2,007	0	0	0	0
10033501 85130 DISABILITY INSURANCE	2,361	0	0	0	0
10033501 85140 CLOTHING ALLOWANCE	3,547	0	0	0	0
10033501 85145 PENSION CONTRIBUTION	91,856	0	0	0	0
10033501 85150 WORKERS COMPENSATION	126,741	0	0	0	0
10033501 85160 OTHER EMPLOYEE BENEFITS	6,849	0	0	0	0
10033501 85161 VEBA	4,534	0	0	0	0
TOTAL PERSONNEL SERVICES	<u>2,225,606</u>	<u>0</u>	<u>0</u>	<u>0</u>	<u>0</u>
OPERATING EXPENSES					

10033501 85241 COMPUTER SERVICES	461	0	0	0	0
10033501 85305 UTILITY SERVICES	32,218	0	0	0	0
10033501 85317 NATURAL GAS	7,562	0	0	0	0
10033501 85318 CURBS GUTTERS & SIDEWALKS	0	0	0	0	0
10033501 85324 REPAIR & MAINT - BUILDING	24,936	0	0	0	0
10033501 85335 REPAIR & MAINT - VEHICLES	7,706	0	0	0	0
10033501 85350 SANITATION SERVICE	2,218	0	0	0	0
10033501 85390 OTHER PROPERTY SERVICES	11,523	0	0	0	0
10033501 85410 TELEPHONE	65	0	0	0	0
10033501 85416 ADVERTISING	11	0	0	0	0
10033501 85428 TRAVEL & TRAINING	5,255	0	0	0	0
10033501 85490 OTHER EXPENDITURES	38	0	0	0	0
10033501 85505 OFFICE SUPPLIES	2,629	0	0	0	0
10033501 85515 GASOLINE	4,266	0	0	0	0
10033501 85540 MISC OPERATING EQUIPMENT	907	0	0	0	0
10033501 85547 STREET REPAIR MATERIALS	0	0	0	0	0
10033501 85549 SAFETY MATERIALS	4,494	0	0	0	0
10033501 85590 OTHER GENERAL SUPPLIES	5,424	0	0	0	0
TOTAL OPERATING EXPENSES	<u>109,713</u>	<u>0</u>	<u>0</u>	<u>0</u>	<u>0</u>

CITY OF GRAND ISLAND
EXPENSES FOR BUDGET YEAR ENDING SEPTEMBER 30, 2019

GENERAL FUND	2016 ACTUAL	2017 ACTUAL	2018 BUDGET	2018 FORECAST	2019 BUDGET
CAPITAL OUTLAY					

10033501 85612 BUILDING IMPROVEMENTS	22,247	0	0	0	0
10033501 85615 MACHINERY AND EQUIPMENT	279,713	0	0	0	0
10033501 85625 VEHICLES	162,649	0	0	0	0
TOTAL CAPITAL OUTLAY	<u>464,609</u>	<u>0</u>	<u>0</u>	<u>0</u>	<u>0</u>
TOTAL STREET AND ALLEY - GEN OPER	<u>2,799,928</u>	<u>0</u>	<u>0</u>	<u>0</u>	<u>0</u>

CITY OF GRAND ISLAND
EXPENSES FOR BUDGET YEAR ENDING SEPTEMBER 30, 2019

GENERAL FUND	2016 ACTUAL	2017 ACTUAL	2018 BUDGET	2018 FORECAST	2019 BUDGET
SNOW AND ICE REMOVAL					

OPERATING EXPENSES					

10033502 85312 SNOW REMOVAL	82,870	0	0	0	0
10033502 85335 REPAIR & MAINT - VEHICLES	47,695	0	0	0	0
10033502 85340 RENT	1,600	0	0	0	0
10033502 85520 DIESEL FUEL	11,896	0	0	0	0
10033502 85535 CHEMICAL SUPPLIES	63,459	0	0	0	0
10033502 85540 MISC OPERATING EQUIPMENT	608	0	0	0	0
10033502 85546 WINTER GRAVEL & BLADES	11,864	0	0	0	0
10033502 85590 OTHER GENERAL SUPPLIES	3,203	0	0	0	0
TOTAL OPERATING EXPENSES	<u>223,195</u>	<u>0</u>	<u>0</u>	<u>0</u>	<u>0</u>
TOTAL SNOW AND ICE REMOVAL	<u><u>223,195</u></u>	<u><u>0</u></u>	<u><u>0</u></u>	<u><u>0</u></u>	<u><u>0</u></u>

CITY OF GRAND ISLAND
EXPENSES FOR BUDGET YEAR ENDING SEPTEMBER 30, 2019

GENERAL FUND	2016 ACTUAL	2017 ACTUAL	2018 BUDGET	2018 FORECAST	2019 BUDGET
STREET MAINTENANCE					

OPERATING EXPENSES					

10033503 85213 CONTRACT SERVICES	6,245	0	0	0	0
10033503 85305 UTILITY SERVICES	341,022	0	0	0	0
10033503 85318 CURBS GUTTERS & SIDEWALKS	4,157	0	0	0	0
10033503 85320 REPAIR BRIDGE - OVER/UNDER	7,098	0	0	0	0
10033503 85335 REPAIR & MAINT - VEHICLES	217,342	0	0	0	0
10033503 85340 RENT	10,283	0	0	0	0
10033503 85515 GASOLINE	2,787	0	0	0	0
10033503 85520 DIESEL FUEL	39,508	0	0	0	0
10033503 85540 MISC OPERATING EQUIPMENT	17,067	0	0	0	0
10033503 85547 STREET REPAIR MATERIALS	515,252	0	0	0	0
10033503 85590 OTHER GENERAL SUPPLIES	3,498	0	0	0	0
TOTAL OPERATING EXPENSES	<u>1,164,259</u>	<u>0</u>	<u>0</u>	<u>0</u>	<u>0</u>
TOTAL STREET MAINTENANCE	<u><u>1,164,259</u></u>	<u><u>0</u></u>	<u><u>0</u></u>	<u><u>0</u></u>	<u><u>0</u></u>

CITY OF GRAND ISLAND
EXPENSES FOR BUDGET YEAR ENDING SEPTEMBER 30, 2019

GENERAL FUND	2016 ACTUAL	2017 ACTUAL	2018 BUDGET	2018 FORECAST	2019 BUDGET
DRAINAGE MAINTENANCE					

OPERATING EXPENSES					

10033504 85213 CONTRACT SERVICES	11,848	0	0	0	0
10033504 85318 REPAIR STORM SEWER	39,384	0	0	0	0
10033504 85335 REPAIR & MAINT - VEHICLES	23,770	0	0	0	0
10033504 85340 RENT	1,672	0	0	0	0
10033504 85515 GASOLINE	0	0	0	0	0
10033504 85520 DIESEL FUEL	3,183	0	0	0	0
10033504 85540 MISC OPERATING EQUIPMENT	10,396	0	0	0	0
10033504 85590 OTHER GENERAL SUPPLIES	3,546	0	0	0	0
TOTAL OPERATING EXPENSES	<u>93,799</u>	<u>0</u>	<u>0</u>	<u>0</u>	<u>0</u>
TOTAL DRAINAGE MAINTENANCE	<u><u>93,799</u></u>	<u><u>0</u></u>	<u><u>0</u></u>	<u><u>0</u></u>	<u><u>0</u></u>

CITY OF GRAND ISLAND
EXPENSES FOR BUDGET YEAR ENDING SEPTEMBER 30, 2019

GENERAL FUND	2016 ACTUAL	2017 ACTUAL	2018 BUDGET	2018 FORECAST	2019 BUDGET
TRAFFIC CONTROLS AND SAFETY					

OPERATING EXPENSES					

10033505 85213 CONTRACT SERVICES	91,111	0	0	0	0
10033505 85305 UTILITY SERVICES	20,907	0	0	0	0
10033505 85325 REPAIR & MAINT - MACH & EQU	104,353	0	0	0	0
10033505 85515 REPAIR & MAINT - VEHICLES	34,758	0	0	0	0
10033505 85515 GASOLINE	5,040	0	0	0	0
10033505 85520 DIESEL FUEL	2,453	0	0	0	0
10033505 85540 MISC OPERATING EQUIPMENT	8,159	0	0	0	0
10033505 85545 TRAFF PAINT - PSTIC - GL BEA	15,127	0	0	0	0
10033505 85590 OTHER GENERAL SUPPLIES	3,957	0	0	0	0
TOTAL OPERATING EXPENSES	<u>285,865</u>	<u>0</u>	<u>0</u>	<u>0</u>	<u>0</u>
TOTAL TRAFFIC CONTROLS AND SAFETY	<u><u>285,865</u></u>	<u><u>0</u></u>	<u><u>0</u></u>	<u><u>0</u></u>	<u><u>0</u></u>

CITY OF GRAND ISLAND
EXPENSES FOR BUDGET YEAR ENDING SEPTEMBER 30, 2019

GENERAL FUND	2016 ACTUAL	2017 ACTUAL	2018 BUDGET	2018 FORECAST	2019 BUDGET
NON-CAPITAL PROJECTS					

OPERATING EXPENSES					

10033506 85213 CONTRACT SERVICES	15,154	0	0	0	0
10033506 85351 CONTRACTED CONCRETE REPAIR	602,243	0	0	0	0
10033506 85353 ROAD & STREET MODIFICATIONS	75,519	0	0	0	0
10033506 85354 STREET RESURFACING	1,278,933	0	0	0	0
TOTAL OPERATING EXPENSES	<u>1,971,849</u>	<u>0</u>	<u>0</u>	<u>0</u>	<u>0</u>
TOTAL NON-CAPITAL PROJECTS	<u><u>1,971,849</u></u>	<u><u>0</u></u>	<u><u>0</u></u>	<u><u>0</u></u>	<u><u>0</u></u>

Fund General	Department Summary	Planning
Fund Type Community Environment/Leisure	Supervisor Planning Director	44001, 44002

Description

The core programs within the Planning Department provide land use planning-related services for the City and the County. This is done through participation in the Regional Planning Commission. The Regional Planning Commission functions as a unified Planning Department for Grand Island, Hall County, Wood River, Alda, Doniphan and Cairo. The Planning Department is involved with 7 key programs; Subdivision Review and Regulation; Review of Proposed Developments; Technical Advice and Interpretation of Plans and Regulations; Flood Plain Management; Land Use Planning and Zoning; Mapping and GIS; and Addressing (providing E911/ street addresses to properties.) The Department reviews and processes all development proposals and provides direct support to the public, the City Council, the Planning Commission, City staff, Hall County Board of Supervisors and staff and the small city governing bodies.

The Planning Department also provides staffing for the Community Redevelopment Authority (CRA). The CRA budget is separate from the Planning Department Budget and is not shared with Hall County.

The Community Redevelopment Authority (CRA) manages a portion of property tax funds. These funds are used for a variety of projects including: façade improvement grants, infrastructure, acquisition and demolition of substandard properties, redevelopment plans and other studies in blighted and substandard areas. The CRA has a 5 member Board that meets the 2nd Wednesday of each month. The CRA pays a portion of salary and benefits of the Planning Director and Planning Administrative Assistant.

Budget Narrative

As indicated by an Intergovernmental Agreement, the entire budget of the Regional Planning Commission is included in the City Budget. Hall County is billed on a monthly basis for one-half the actual monthly operating expenditures which is then reimbursed to the City; thus, the County and City equally share the funding for the Commission pursuant to the agreement. The budget provides for a continuation of the existing service level for this Department. All fees generated by rezoning applications and the filing of preliminary or final plats for subdivisions are submitted directly to the City or County depending on whose jurisdiction the request or subdivision is located. Since the activities of the Commission are primarily administrative in nature, the majority of its Annual Budget is directly related to staff salaries and related benefits. The Commission, by its agreement, does provide to the City a fee for administrative services for central accounting, bookkeeping, and office rental. \$50.00 per month is provided from Hall County through the monthly billing for all services mentioned.

Personnel

Title	2016	2017	2018	Net Change	2019
Admin Assist-Planning	0.9	0.9	0.9	0	0.9
Planner I	0	0	0	0.62	0.62
Planning Director	1	1	1	0	1
Planning Technician	0.62	0.62	0.62	(0.62)	0
Totals:	2.52	2.52	2.52	0	2.52

CITY OF GRAND ISLAND
EXPENSES FOR BUDGET YEAR ENDING SEPTEMBER 30, 2019

GENERAL FUND	2016 ACTUAL	2017 ACTUAL	2018 BUDGET	2018 FORECAST	2019 BUDGET
PLANNING					

PERSONNEL SERVICES					

10044001 85105 SALARIES - REGULAR	167,135	173,633	174,516	174,516	178,518
10044001 85115 F.I.C.A. PAYROLL TAXES	12,003	12,478	13,351	13,351	13,656
10044001 85120 HEALTH INSURANCE	33,769	26,591	22,738	22,738	24,757
10044001 85125 LIFE INSURANCE	180	178	185	185	216
10044001 85130 DISABILITY INSURANCE	303	299	349	349	456
10044001 85145 PENSION CONTRIBUTION	10,041	10,425	10,470	10,470	10,711
10044001 85150 WORKERS COMPENSATION	272	257	218	218	108
10044001 85160 OTHER EMPLOYEE BENEFITS	207	135	325	325	325
10044001 85161 VEBA	1,111	3,482	1,139	1,139	1,139
Total PERSONNEL SERVICES	<u>225,021</u>	<u>227,478</u>	<u>223,291</u>	<u>223,291</u>	<u>229,886</u>
OPERATING EXPENSES					

10044001 85221 ADMINISTRATIVE SERVICES	1,200	1,200	1,200	0	1,200
10044001 85241 COMPUTER SERVICES	9,012	9,012	8,413	8,413	7,273
10044001 85245 PRINTING & BINDING SERVICES	35	0	240	240	240
10044001 85330 REPAIR & MAINT - OFF FURN &	0	0	280	280	280
10044001 85405 INSURANCE PREMIUMS	600	0	0	0	0
10044001 85410 TELEPHONE	40	44	0	0	0
10044001 85413 POSTAGE	382	505	982	982	1,432
10044001 85419 LEGAL NOTICES	769	540	750	750	750
10044001 85422 DUES & SUBSCRIPTIONS	803	931	800	1,000	1,200
10044001 85425 BOOKS	0	0	100	100	100
10044001 85428 TRAVEL & TRAINING	2,625	3,191	4,250	3,800	4,250
10044001 85490 OTHER EXPENDITURES	0	0	0	0	0
10044001 85505 OFFICE SUPPLIES	975	1,666	1,800	2,100	1,800
10044001 85540 MISC OPERATING EQUIPMENT	2,106	439	1,800	1,500	1,800
TOTAL OPERATING EXPENSES	<u>18,547</u>	<u>17,528</u>	<u>20,615</u>	<u>19,165</u>	<u>20,325</u>
TOTAL PLANNING	<u>243,568</u>	<u>245,006</u>	<u>243,906</u>	<u>242,456</u>	<u>250,211</u>

CITY OF GRAND ISLAND
EXPENSES FOR BUDGET YEAR ENDING SEPTEMBER 30, 2019

GENERAL FUND	2016 ACTUAL	2017 ACTUAL	2018 BUDGET	2018 FORECAST	2019 BUDGET
CRA DIVISION					

PERSONNEL SERVICES					

10044002 85105 SALARIES - REGULAR	32,748	32,282	33,734	33,734	37,863
10044002 85110 SALARIES - OVERTIME	152	33	0	0	0
10044002 85115 F.I.C.A. PAYROLL TAXES	2,323	2,313	2,581	2,581	2,896
10044002 85120 HEALTH INSURANCE	6,679	4,757	4,264	4,264	5,328
10044002 85125 LIFE INSURANCE	33	32	35	35	41
10044002 85130 DISABLITY INSURANCE	59	58	68	68	97
10044002 85145 PENSION CONTRIBUTION	1,974	1,939	2,024	2,024	2,272
10044002 85150 WORKERS COMPENSATION	0	0	39	39	23
10044002 85161 HRA-VEBA	224	219	234	234	234
TOTAL PERSONNEL SERVICES	<u>44,192</u>	<u>41,633</u>	<u>42,979</u>	<u>42,979</u>	<u>48,754</u>
 TOTAL CRA DIVISION	 <u>44,192</u>	 <u>41,633</u>	 <u>42,979</u>	 <u>42,979</u>	 <u>48,754</u>

Fund General	Department Summary	Library
Fund Type Community Environment/Leisure	Supervisor Library Director	44301

Description

The Grand Island Public Library, located at 211 North Washington Street in central Grand Island, is the gateway for the people of our diverse community to achieve a lifetime of learning and literacy. To ensure this mission, all library services are guided by a long range plan, called GILIBRARY 2020, adopted by the Library Board. Our library is used for about 1.5 million services, resources and programs annually. Services include checkout of materials in a variety of physical and electronic formats, answering reference questions and aiding citizens in their research and daily informational needs, providing access to Internet and other electronic information services through a computer lab and various computer centers (including wireless access), participating in the interlibrary loan program, offering community meeting rooms, operating the Abbott Sisters Research Center, and much more. Programming services include children’s story hours, summer reading programs for all ages, various early childhood literacy and parent education efforts including our Early Literacy Discovery Center that serves as this community’s literacy based Children’s Museum, bi-lingual storytimes including the Humanities Nebraska Primetime program, and year round teen and literary/cultural programming for general adult audiences. Electronic services include 24/7 services through an Internet Branch at www.gilibrary.org, and social media efforts such as Facebook and Twitter.

Budget Narrative

Personnel

Title	2016	2017	2018	Net Change	2019
Custodian	1	1	1	0	1
Librarian I & II	3	3	2	0	2
Library Assistant Director	0	0	0	0	0
Library Assistant I & II	15	15	15	0	15
Library Clerk	0	0	0	0	0
Library Director	1	1	1	0	1
Library Page	2.5	2.5	2	0	2
Library Secretary	1	1	1	0	1
Maintenance Worker I	1	1	1	0	1
Seasonal Worker	0.5	0.5	0.5	0	0.5
Totals:	25	25	23.5	0	23.5

CITY OF GRAND ISLAND
EXPENSES FOR BUDGET YEAR ENDING SEPTEMBER 30, 2019

GENERAL FUND	2016 ACTUAL	2017 ACTUAL	2018 BUDGET	2018 FORECAST	2019 BUDGET
LIBRARY					

PERSONNEL SERVICES					

10044301 85105 SALARIES - REGULAR	974,081	950,295	1,029,413	1,020,913	1,044,740
10044301 85110 SALARIES - OVERTIME	440	0	0	0	0
10044301 85115 F.I.C.A. PAYROLL TAXES	71,390	68,660	74,890	74,000	75,851
10044301 85120 HEALTH INSURANCE	180,673	161,164	140,928	104,528	124,644
10044301 85125 LIFE INSURANCE	1,342	1,329	1,356	1,569	1,577
10044301 85130 DISABILITY INSURANCE	1,324	1,309	1,552	1,778	2,006
10044301 85145 PENSION CONTRIBUTION	45,253	44,109	43,116	47,108	44,350
10044301 85150 WORKERS COMPENSATION	2,055	2,204	2,167	2,167	1,313
10044301 85160 OTHER EMPLOYEE BENEFITS	719	703	6,476	626	1,000
10044301 85161 VEBA	11,970	30,306	12,090	12,090	12,090
TOTAL PERSONNEL SERVICES	<u>1,289,247</u>	<u>1,260,079</u>	<u>1,311,988</u>	<u>1,264,779</u>	<u>1,307,571</u>
OPERATING EXPENSES					

10044301 85213 CONTRACT SERVICES	400	0	25,000	11,000	10,000
10044301 85241 COMPUTER SERVICES	27,861	29,510	26,848	26,848	26,848
10044301 85245 PRINTING & BINDING SERVICES	2,003	2,307	2,000	2,300	2,300
10044301 85305 UTILITY SERVICES	58,815	52,968	60,000	60,000	60,000
10044301 85317 NATURAL GAS	2,842	3,081	5,000	5,000	5,000
10044301 85319 REPAIR & MAIN-LD IMP/IRRIGA	961	874	1,000	1,000	1,000
10044301 85324 REPAIR & MAINT - BUILDING	22,417	22,224	23,000	23,000	23,000
10044301 85330 REPAIR & MAINT - OFF FURN &	32,717	12,810	24,000	24,000	24,000
10044301 85335 REPAIR & MAINT - VEHICLES	0	0	480	480	480
10044301 85350 SANITATION SERVICE	799	854	900	900	900
10044301 85413 POSTAGE	5,660	5,480	7,000	7,000	7,000
10044301 85416 ADVERTISING	1,783	1,147	349	799	800
10044301 85422 DUES & SUBSCRIPTIONS	23,746	25,611	24,000	25,600	26,000
10044301 85425 BOOKS	142,904	106,128	90,000	99,325	109,275
10044301 85426 AV/ELECTRONIC MEDIA	102,590	126,061	97,500	99,325	109,328
10044301 85427 PERIODICALS	16,826	16,620	17,000	17,000	17,000
10044301 85428 TRAVEL & TRAINING	4,118	1,500	2,500	3,000	3,000
10044301 85453 CASH OVER & SHORT	-72	149	100	100	100
10044301 85490 OTHER EXPENDITURES	1,346	1,256	450	450	450
10044301 85505 OFFICE SUPPLIES	62,884	56,190	60,000	60,000	60,000
10044301 85510 CLEANING SUPPLIES	2,615	3,840	4,600	4,600	5,000
10044301 85515 GASOLINE	362	407	500	500	500

CITY OF GRAND ISLAND
EXPENSES FOR BUDGET YEAR ENDING SEPTEMBER 30, 2019

GENERAL FUND	2016 ACTUAL	2017 ACTUAL	2018 BUDGET	2018 FORECAST	2019 BUDGET
10044301 85540 MISC OPERATING EQUIPMENT	38,748	19,812	15,000	15,000	15,000
TOTAL OPERATING EXPENSES	<u>552,325</u>	<u>488,829</u>	<u>487,227</u>	<u>487,227</u>	<u>506,981</u>
CAPITAL OUTLAY					

10044301 85620 OFFICE FURNITURE & EQUIPMEN	34,718	13,187	15,000	15,000	0
TOTAL CAPITAL OUTLAY	<u>34,718</u>	<u>13,187</u>	<u>15,000</u>	<u>15,000</u>	<u>0</u>
TOTAL LIBRARY	<u><u>1,876,290</u></u>	<u><u>1,762,095</u></u>	<u><u>1,814,215</u></u>	<u><u>1,767,006</u></u>	<u><u>1,814,552</u></u>

Fund General	Department Summary	Parks
Fund Type Community Environment/Leisure	Supervisor Parks and Recreation Director	44401, 44403, 44404

Description

This division of the Parks and Recreation Department is responsible for the planning, development and maintenance of parks and municipal facilities and providing advice on actions needed to enhance the quality of park facilities in the City. The Parks Division is responsible for over 325 acres of park land and open space areas as well as community facilities. These areas include, but are not limited to the following: athletic fields, playgrounds, hike/bike trails, lakes and public facilities. This division has a supportive role in the maintenance of the aquatic facilities and recreational program facilities. The Greenhouse section is responsible for the establishment and maintenance of flowers throughout the park system.

Budget Narrative

Personnel

Title	2016	2017	2018	Net Change	2019
Administrative Assistant - Parks	1	1	1	0	1
Grounds Management Crew Chief	1	1	1	0	1
Horticulturist	1	1	1	0	1
Maintenance Worker - Parks	9.58	9.58	8.58	0	8.58
Parks & Recreation Director	1	1	1	0	1
Parks Maintenance Superintendent	1	1	1	0	1
Seasonal Workers	6.84	6.84	6.24	0	6.24
Senior Maintenance Worker - Parks	0	0	0	0	0
Totals:	21.42	21.42	19.82	0	19.82

CITY OF GRAND ISLAND
EXPENSES FOR BUDGET YEAR ENDING SEPTEMBER 30, 2019

GENERAL FUND	2016 ACTUAL	2017 ACTUAL	2018 BUDGET	2018 FORECAST	2019 BUDGET
PARK ADMINISTRATION					

PERSONNEL SERVICES					

10044401 85105 SALARIES - REGULAR	138,799	150,793	160,704	160,704	169,592
10044401 85110 SALARIES - OVERTIME	874	1,141	900	900	1,800
10044401 85115 F.I.C.A. PAYROLL TAXES	10,248	11,127	12,431	12,431	13,111
10044401 85120 HEALTH INSURANCE	22,462	25,853	21,085	21,085	17,304
10044401 85125 LIFE INSURANCE	163	164	162	162	189
10044401 85130 DISABILITY INSURANCE	251	278	325	325	437
10044401 85145 PENSION CONTRIBUTION	8,380	9,116	9,750	9,750	10,283
10044401 85150 WORKERS COMPENSATION	180	194	194	194	203
10044401 85160 OTHER EMPLOYEE BENEFITS	71	41	172	172	172
10044401 85161 VEBA	1,148	1,134	1,147	1,147	1,146
TOTAL PERSONNEL SERVICES	<u>182,576</u>	<u>199,841</u>	<u>206,870</u>	<u>206,870</u>	<u>214,237</u>
OPERATING EXPENSES					

10044401 85241 COMPUTER SERVICES	2,500	3,600	8,000	8,000	10,000
10044401 85335 REPAIR & MAINT - VEHICLES	151	416	1,000	1,000	1,000
10044401 85405 INSURANCE PREMIUMS	0	0	0	0	0
10044401 85410 TELEPHONE	0	0	0	0	0
10044401 85422 DUES & SUBSCRIPTIONS	507	142	350	350	350
10044401 85428 TRAVEL & TRAINING	1,262	542	1,750	1,750	1,750
10044401 85505 OFFICE SUPPLIES	649	131	2,025	2,025	2,500
10044401 85590 OTHER GENERAL SUPPLIES	32	93	275	275	275
TOTAL OPERATING EXPENSES	<u>5,101</u>	<u>4,924</u>	<u>13,400</u>	<u>13,400</u>	<u>15,875</u>
TOTAL PARK ADMINISTRATION	<u><u>187,677</u></u>	<u><u>204,765</u></u>	<u><u>220,270</u></u>	<u><u>220,270</u></u>	<u><u>230,112</u></u>

CITY OF GRAND ISLAND
EXPENSES FOR BUDGET YEAR ENDING SEPTEMBER 30, 2019

GENERAL FUND	2016 ACTUAL	2017 ACTUAL	2018 BUDGET	2018 FORECAST	2019 BUDGET
PARK OPERATIONS					

PERSONNEL SERVICES					

10044403 85105 SALARIES - REGULAR	744,579	793,805	738,056	778,056	775,288
10044403 85110 SALARIES - OVERTIME	6,341	4,878	1,925	1,925	3,500
10044403 85115 F.I.C.A. PAYROLL TAXES	55,230	58,339	56,091	56,091	58,146
10044403 85120 HEALTH INSURANCE	169,086	156,582	114,722	114,722	117,576
10044403 85125 LIFE INSURANCE	982	958	824	824	1,057
10044403 85130 DISABILITY INSURANCE	1,106	1,146	1,207	1,207	1,602
10044403 85145 PENSION CONTRIBUTION	37,048	39,513	36,254	39,579	37,636
10044403 85150 WORKERS COMPENSATION	19,032	16,772	15,291	13,109	13,109
10044403 85160 OTHER EMPLOYEE BENEFITS	341	338	12,905	12,905	500
10044403 85161 VEBA	1,560	1,500	1,560	1,560	1,560
10044403 85165 UNEMPLOYEMENT CONTRIBUTIONS	9,934	9,435	0	8,000	11,130
TOTAL PERSONNEL SERVICES	1,045,239	1,083,266	978,835	1,027,978	1,021,104
OPERATING EXPENSES					

10044403 85213 CONTRACT SERVICES	0	0	80,000	0	0
10044403 85305 UTILITY SERVICES	150,944	156,809	140,000	140,000	185,000
10044403 85317 NATURAL GAS	5,245	5,565	8,500	8,500	6,000
10044403 85319 REPAIR & MAIN-LD IMP/IRRI	14,605	13,570	16,000	16,000	19,750
10044403 85324 REPAIR & MAINT - BUILDING	17,052	23,463	25,000	25,000	25,900
10044403 85325 REPAIR & MAINT - MACH & EQU	22,499	19,176	22,000	22,000	22,900
10044403 85335 REPAIR & MAINT - VEHICLES	11,478	7,818	7,000	7,000	7,000
10044403 85350 SANITATION SERVICE	9,805	9,329	10,500	10,500	11,200
10044403 85390 OTHER PROPERTY SERVICES	16,541	26,287	28,000	28,000	29,500
10044403 85419 LEGAL NOTICES	0	196	100	100	100
10044403 85422 DUES & SUBSCRIPTIONS	922	625	800	800	800
10044403 85424 LICENSE & FEES	636	656	750	750	750
10044403 85428 TRAVEL & TRAINING	2,000	1,880	2,250	2,250	2,250
10044403 85490 OTHER EXPENDITURES	871	0	0	0	0
10044403 85505 OFFICE SUPPLIES	0	143	180	180	180
10044403 85515 GASOLINE	12,659	12,162	20,000	20,000	18,840
10044403 85520 DIESEL FUEL	11,949	13,159	18,000	18,000	15,000
10044403 85535 CHEMICAL SUPPLIES	27,847	15,924	17,000	17,000	28,200
10044403 85540 MISC OPERATING EQUIPMENT	5,214	9,232	10,000	10,000	10,750
10044403 85547 MATERIALS	9,394	5,855	8,000	8,000	8,250
10044403 85560 TREES & SHRUBS	1,259	163	2,000	2,000	2,000

CITY OF GRAND ISLAND
EXPENSES FOR BUDGET YEAR ENDING SEPTEMBER 30, 2019

GENERAL FUND	2016 ACTUAL	2017 ACTUAL	2018 BUDGET	2018 FORECAST	2019 BUDGET
10044403 85590 OTHER GENERAL SUPPLIES	37,502	30,321	43,000	40,000	47,500
10044403 85599 REFUNDS	875	300	150	150	150
TOTAL OPERATING EXPENSES	<u>359,297</u>	<u>352,633</u>	<u>459,230</u>	<u>376,230</u>	<u>442,020</u>
CAPITAL OUTLAY					

10044403 85615 MACHINERY AND EQUIPMENT	45,889	0	55,000	55,000	0
10044403 85625 VEHICLES	54,595	43,282	0	0	0
TOTAL CAPITAL OUTLAY	<u>100,484</u>	<u>43,282</u>	<u>55,000</u>	<u>55,000</u>	<u>0</u>
TOTAL PARK OPERATIONS	<u><u>1,505,020</u></u>	<u><u>1,479,181</u></u>	<u><u>1,493,065</u></u>	<u><u>1,459,208</u></u>	<u><u>1,463,124</u></u>

CITY OF GRAND ISLAND
EXPENSES FOR BUDGET YEAR ENDING SEPTEMBER 30, 2019

GENERAL FUND	2016 ACTUAL	2017 ACTUAL	2018 BUDGET	2018 FORECAST	2019 BUDGET
GREENHOUSE					

PERSONNEL SERVICES					

10044404 85105 SALARIES - REGULAR	68,418	80,226	71,630	71,630	74,773
10044404 85110 SALARIES - OVERTIME	570	882	200	200	400
10044404 85115 F.I.C.A. PAYROLL TAXES	4,772	5,579	5,510	5,510	5,751
10044404 85120 HEALTH INSURANCE	20,993	19,921	15,780	15,780	19,680
10044404 85125 LIFE INSURANCE	87	89	87	87	102
10044404 85130 DISABILITY INSURANCE	110	126	144	144	192
10044404 85145 PENSION CONTRIBUTION	3,674	4,137	4,322	4,322	4,510
10044404 85150 WORKERS COMPENSATION	1,576	1,692	1,305	1,305	1,339
10044404 85160 OTHER EMPLOYEE BENEFITS	44	41	40	40	40
TOTAL PERSONNEL SERVICES	<u>100,244</u>	<u>112,693</u>	<u>99,018</u>	<u>99,018</u>	<u>106,787</u>
OPERATING EXPENSES					

10044404 85305 UTILITY SERVICES	3,305	3,227	3,100	3,100	3,100
10044404 85317 NATURAL GAS	1,992	3,120	4,100	4,100	4,100
10044404 85324 REPAIR & MAINT - BUILDING	727	1,130	600	600	1,500
10044404 85325 REPAIR & MAINT - MACH & EQU	127	163	50	50	150
10044404 85335 REPAIR & MAINT - VEHICLES	59	1,073	1,000	1,000	1,000
10044404 85428 TRAVEL & TRAINING	0	60	0	0	0
10044404 85515 GASOLINE	586	371	1,000	1,000	1,000
10044404 85535 CHEMICAL SUPPLIES	585	0	600	600	600
10044404 85540 MISC OPERATING EQUIPMENT	2,841	450	500	500	500
10044404 85547 MATERIALS	2,157	2,400	2,000	2,000	2,300
10044404 85590 OTHER GENERAL SUPPLIES	3,008	2,370	2,800	2,800	2,800
TOTAL OPERATING EXPENSES	<u>15,387</u>	<u>14,364</u>	<u>15,750</u>	<u>15,750</u>	<u>17,050</u>
TOTAL GREENHOUSE	<u><u>115,631</u></u>	<u><u>127,057</u></u>	<u><u>114,768</u></u>	<u><u>114,768</u></u>	<u><u>123,837</u></u>

Fund General	Department Summary	Cemetery
Fund Type Community Environment/Leisure	Supervisor Parks and Recreation Director	44405

Description

The Grand Island Cemetery is a 90-acre tract located in west Grand Island. Records indicate the Cemetery was established in the late 1860's. The division is responsible for the maintenance, upkeep of the land, facilities, and for over 160 interments annually.

Budget Narrative

No FTE's changes requested.

Personnel

Title	2016	2017	2018	Net Change	2019
Cemetery Superintendent	1	1	1	0	1
Grounds Management Crew Chief	1	1	1	0	1
Maintenance Worker - Cemetery	3	3	3	0	3
Seasonal Worker	2.43	2.43	2.43	0	2.43
Totals:	7.43	7.43	7.43	0	7.43

CITY OF GRAND ISLAND
EXPENSES FOR BUDGET YEAR ENDING SEPTEMBER 30, 2019

GENERAL FUND	2016 ACTUAL	2017 ACTUAL	2018 BUDGET	2018 FORECAST	2019 BUDGET
CEMETERY					

PERSONNEL SERVICES					

10044405 85105 SALARIES - REGULAR	296,346	323,238	352,299	352,299	362,927
10044405 85110 SALARIES - OVERTIME	3,249	2,293	1,200	2,700	2,400
10044405 85115 F.I.C.A. PAYROLL TAXES	21,390	23,029	27,135	27,135	27,947
10044405 85120 HEALTH INSURANCE	82,100	77,121	62,938	62,938	60,288
10044405 85125 LIFE INSURANCE	426	438	426	426	499
10044405 85130 DISABILITY INSURANCE	476	519	599	599	794
10044405 85145 PENSION CONTRIBUTION	15,907	16,990	18,001	18,001	19,619
10044405 85150 WORKERS COMPENSATION	21,647	21,956	21,975	21,975	22,112
10044405 85160 OTHER EMPLOYEE BENEFITS	117	122	250	250	250
10044405 85161 VEBA	1,560	1,560	1,560	1,560	1,560
TOTAL PERSONNEL SERVICES	<u>443,218</u>	<u>467,266</u>	<u>486,383</u>	<u>487,883</u>	<u>498,396</u>
OPERATING EXPENSES					

10044405 85230 COLUMBARIUM ENGRAVING	150	0	0	0	0
10044405 85305 UTILITY SERVICES	10,273	11,542	10,000	10,000	11,500
10044405 85317 NATURAL GAS	839	1,028	1,400	1,400	1,400
10044405 85324 REPAIR & MAINT - BUILDING	2,672	2,726	2,000	2,000	2,000
10044405 85325 REPAIR & MAINT - MACH & EQU	11,023	18,268	10,200	10,200	12,000
10044405 85335 REPAIR & MAINT - VEHICLES	17,638	10,119	14,000	14,000	14,000
10044405 85350 SANITATION SERVICE	672	1,305	625	625	625
10044405 85390 OTHER PROPERTY SERVICES	3,925	8,500	5,000	5,000	5,000
10044405 85419 LEGAL NOTICES	332	0	225	225	225
10044405 85428 TRAVEL & TRAINING	107	285	1,700	1,700	1,700
10044405 85465 UNINSURED LOSS	507	0	1,000	1,000	1,000
10044405 85505 OFFICE SUPPLIES	199	335	300	300	300
10044405 85535 CHEMICAL SUPPLIES	3,083	4,034	4,000	4,000	4,000
10044405 85540 SMALL TOOLS & PARTS	2,598	2,270	2,500	2,500	2,500
10044405 85547 MATERIALS	2,515	1,771	2,150	2,150	2,150
10044405 85590 SUPPLIES	4,192	3,605	3,500	3,500	3,500
TOTAL OPERATING EXPENSES	<u>60,725</u>	<u>65,788</u>	<u>58,600</u>	<u>58,600</u>	<u>61,900</u>
CAPITAL OUTLAY					

10044405 85615 MACHINERY AND EQUIPMENT	36,000	0	26,000	26,000	0
TOTAL CAPITAL OUTLAY	<u>36,000</u>	<u>0</u>	<u>26,000</u>	<u>26,000</u>	<u>0</u>
TOTAL CEMETERY	<u>539,943</u>	<u>533,054</u>	<u>570,983</u>	<u>572,483</u>	<u>560,296</u>

Fund General	Department Summary	Recreation
Fund Type Community Environment/Leisure	Supervisor Parks and Recreation Director	44501, 44508, 44510, 44511, 44513, 44514, 44517, 44518

Description

The Recreation Division of the Parks and Recreation Department is responsible for providing a wide range of leisure activities for adult and youth. These activities include organized leagues, recreation activities and special events. Recreational activities include, but are not limited to the following: volleyball, basketball, flag football, children's theater, band concerts and various playground and craft programs.

Budget Narrative

No programs will be eliminated, no additional programs will be initiated, and FTE levels will remain the same.

Personnel

Title	2016	2017	2018	Net Change	2019
Maintenance Worker	0	0	0	0	0
Recreation Coordinator	1.6	1.6	1.6	0	1.6
Recreation Superintendent	1	1	1	0	1
Seasonal Worker	5.133	5.133	5.133	0	5.133
Totals:	7.733	7.733	7.733	0	7.733

CITY OF GRAND ISLAND
EXPENSES FOR BUDGET YEAR ENDING SEPTEMBER 30, 2019

GENERAL FUND	2016 ACTUAL	2017 ACTUAL	2018 BUDGET	2018 FORECAST	2019 BUDGET
RECREATION					

PERSONNEL SERVICES					

10044501 85105 SALARIES - REGULAR	105,392	100,720	106,271	106,271	111,093
10044501 85115 F.I.C.A. PAYROLL TAXES	7,858	7,377	8,130	8,130	8,498
10044501 85120 HEALTH INSURANCE	12,886	6,552	8,311	8,311	8,334
10044501 85125 LIFE INSURANCE	133	117	117	117	137
10044501 85130 DISABILITY INSURANCE	186	186	212	212	283
10044501 85145 PENSION CONTRIBUTION	6,323	6,043	6,377	6,377	6,666
10044501 85150 WORKERS COMPENSATION	422	426	426	426	431
10044501 85160 OTHER EMPLOYEE BENEFITS	88	71	100	100	100
10044501 85161 VEBA	1,302	1,158	1,170	1,170	1,170
TOTAL PERSONNEL SERVICES	<u>134,590</u>	<u>122,650</u>	<u>131,114</u>	<u>131,114</u>	<u>136,712</u>
OPERATING EXPENSES					

10044501 85335 REPAIR & MAINT - VEHICLES	497	118	250	250	250
10044501 85416 ADVERTISING	9,491	8,788	7,000	7,000	9,000
10044501 85422 DUES & SUBSCRIPTIONS	202	283	300	300	300
10044501 85428 TRAVEL & TRAINING	1,408	2,090	1,750	1,750	1,750
10044501 85490 OTHER EXPENDITURES	978	1,049	0	0	1,000
10044501 85505 OFFICE SUPPLIES	156	423	1,500	1,500	1,500
10044501 85515 GASOLINE	232	133	450	450	450
10044501 85590 OTHER GENERAL SUPPLIES	69	156	200	200	200
TOTAL OPERATING EXPENSES	<u>13,033</u>	<u>13,040</u>	<u>11,450</u>	<u>11,450</u>	<u>14,450</u>
TOTAL RECREATION	<u><u>147,623</u></u>	<u><u>135,690</u></u>	<u><u>142,564</u></u>	<u><u>142,564</u></u>	<u><u>151,162</u></u>

CITY OF GRAND ISLAND
EXPENSES FOR BUDGET YEAR ENDING SEPTEMBER 30, 2019

GENERAL FUND	2016 ACTUAL	2017 ACTUAL	2018 BUDGET	2018 FORECAST	2019 BUDGET
PLAYGROUND					

PERSONNEL SERVICES					

10044508 85105 SALARIES - REGULAR	25,580	27,826	30,139	30,139	30,139
10044508 85115 F.I.C.A. PAYROLL TAXES	1,957	2,129	2,306	2,306	2,306
10044508 85150 WORKERS COMPENSATION	456	456	456	456	58
TOTAL PERSONNEL SERVICES	<u>27,993</u>	<u>30,411</u>	<u>32,901</u>	<u>32,901</u>	<u>32,503</u>
OPERATING EXPENSES					

10044508 85428 TRAVEL & TRAINING	715	41	550	550	550
10044508 85490 OTHER EXPENDITURES	7,509	7,301	7,500	7,500	7,500
10044508 85599 REFUNDS	230	30	150	150	150
TOTAL OPERATING EXPENSES	<u>8,454</u>	<u>7,372</u>	<u>8,200</u>	<u>8,200</u>	<u>8,200</u>
TOTAL PLAYGROUND	<u><u>36,447</u></u>	<u><u>37,783</u></u>	<u><u>41,101</u></u>	<u><u>41,101</u></u>	<u><u>40,703</u></u>

CITY OF GRAND ISLAND
EXPENSES FOR BUDGET YEAR ENDING SEPTEMBER 30, 2019

GENERAL FUND	2016 ACTUAL	2017 ACTUAL	2018 BUDGET	2018 FORECAST	2019 BUDGET
MUNICIPAL BAND CONCERTS					

OPERATING EXPENSES					

10044510 85490 OTHER EXPENDITURES	3,258	3,450	3,700	3,700	3,700
TOTAL OPERATING EXPENSES	<u>3,258</u>	<u>3,450</u>	<u>3,700</u>	<u>3,700</u>	<u>3,700</u>
TOTAL MUNICIPAL BAND CONCERTS	<u><u>3,258</u></u>	<u><u>3,450</u></u>	<u><u>3,700</u></u>	<u><u>3,700</u></u>	<u><u>3,700</u></u>

CITY OF GRAND ISLAND
EXPENSES FOR BUDGET YEAR ENDING SEPTEMBER 30, 2019

GENERAL FUND	2016 ACTUAL	2017 ACTUAL	2018 BUDGET	2018 FORECAST	2019 BUDGET
CHILDREN'S THEATRE					

PERSONNEL SERVICES					

10044511 85105 SALARIES - REGULAR	1,700	1,700	3,058	3,058	3,058
10044511 85115 F.I.C.A. PAYROLL TAXES	130	130	234	234	234
10044511 85150 WORKERS COMPENSATION	10	13	13	13	13
TOTAL PERSONNEL SERVICES	<u>1,840</u>	<u>1,843</u>	<u>3,305</u>	<u>3,305</u>	<u>3,305</u>
OPERATING EXPENSES					

10044511 85490 OTHER EXPENDITURES	736	673	700	700	700
TOTAL OPERATING EXPENSES	<u>736</u>	<u>673</u>	<u>700</u>	<u>700</u>	<u>700</u>
TOTAL CHILDREN'S THEATRE	<u><u>2,576</u></u>	<u><u>2,516</u></u>	<u><u>4,005</u></u>	<u><u>4,005</u></u>	<u><u>4,005</u></u>

CITY OF GRAND ISLAND
EXPENSES FOR BUDGET YEAR ENDING SEPTEMBER 30, 2019

GENERAL FUND	2016 ACTUAL	2017 ACTUAL	2018 BUDGET	2018 FORECAST	2019 BUDGET
FLAG FOOTBALL					

PERSONNEL SERVICES					

10044513 85105 SALARIES - REGULAR	4,231	2,821	2,802	2,802	2,802
10044513 85115 F.I.C.A. PAYROLL TAXES	324	136	214	214	214
10044513 85150 WORKERS COMPENSATION	10	11	11	11	10
TOTAL PERSONNEL SERVICES	<u>4,565</u>	<u>2,968</u>	<u>3,027</u>	<u>3,027</u>	<u>3,026</u>
OPERATING EXPENSES					

10044513 85490 OTHER EXPENDITURES	745	468	800	800	800
10044513 85599 REFUNDS	0	0	100	100	100
TOTAL OPERATING EXPENSES	<u>745</u>	<u>468</u>	<u>900</u>	<u>900</u>	<u>900</u>
TOTAL FLAG FOOTBALL	<u><u>5,310</u></u>	<u><u>3,436</u></u>	<u><u>3,927</u></u>	<u><u>3,927</u></u>	<u><u>3,926</u></u>

CITY OF GRAND ISLAND
EXPENSES FOR BUDGET YEAR ENDING SEPTEMBER 30, 2019

GENERAL FUND	2016 ACTUAL	2017 ACTUAL	2018 BUDGET	2018 FORECAST	2019 BUDGET
HERSHEY					

PERSONNEL SERVICES					

10044514 85105 SALARIES - REGULAR	0	0	992	992	992
10044514 85115 F.I.C.A. PAYROLL TAXES	0	0	76	76	76
10044514 85150 WORKERS COMPENSATION	3	4	4	4	3
TOTAL PERSONNEL SERVICES	<u>3</u>	<u>4</u>	<u>1,072</u>	<u>1,072</u>	<u>1,071</u>
OPERATING EXPENSES					

10044514 85490 OTHER EXPENDITURES	<u>134</u>	<u>92</u>	<u>200</u>	<u>200</u>	<u>200</u>
TOTAL OPERATING EXPENSES	<u>134</u>	<u>92</u>	<u>200</u>	<u>200</u>	<u>200</u>
TOTAL HERSHEY	<u><u>137</u></u>	<u><u>96</u></u>	<u><u>1,272</u></u>	<u><u>1,272</u></u>	<u><u>1,271</u></u>

CITY OF GRAND ISLAND
EXPENSES FOR BUDGET YEAR ENDING SEPTEMBER 30, 2019

GENERAL FUND	2016 ACTUAL	2017 ACTUAL	2018 BUDGET	2018 FORECAST	2019 BUDGET
STOLLEY PARK RAILWAY					

PERSONNEL SERVICES					

10044517 85105 SALARIES - REGULAR	18,118	19,228	21,840	21,840	21,840
10044517 85115 F.I.C.A. PAYROLL TAXES	1,386	1,471	1,671	1,671	1,671
10044517 85150 WORKERS COMPENSATION	373	381	381	381	395
TOTAL PERSONNEL SERVICES	<u>19,877</u>	<u>21,080</u>	<u>23,892</u>	<u>23,892</u>	<u>23,906</u>
OPERATING EXPENSES					

10044517 85324 REPAIR & MAINT - BUILDING	503	168	0	0	0
10044517 85325 REPAIR & MAINT - MACH & EQU	1,679	1,835	3,000	3,000	3,000
10044517 85416 ADVERTISING	0	0	150	150	150
10044517 85424 LICENSE & FEES	0	360	200	200	200
10044517 85453 CASH OVER & SHORT	0	0	50	50	50
10044517 85490 OTHER EXPENDITURES	837	602	300	300	650
10044517 85510 CLEANING SUPPLIES	0	9	100	100	100
10044517 85515 GASOLINE	698	862	1,200	1,200	1,200
10044517 85545 CONCESSION SUPPLIES	123	50	200	200	200
10044517 85547 FOOD & BEVERAGES	2,243	2,314	2,500	2,500	2,500
10044517 85590 OTHER GENERAL SUPPLIES	625	794	500	500	750
TOTAL OPERATING EXPENSES	<u>6,708</u>	<u>6,994</u>	<u>8,200</u>	<u>8,200</u>	<u>8,800</u>
TOTAL STOLLEY PARK RAILWAY	<u><u>26,585</u></u>	<u><u>28,074</u></u>	<u><u>32,092</u></u>	<u><u>32,092</u></u>	<u><u>32,706</u></u>

CITY OF GRAND ISLAND
EXPENSES FOR BUDGET YEAR ENDING SEPTEMBER 30, 2019

GENERAL FUND	2016 ACTUAL	2017 ACTUAL	2018 BUDGET	2018 FORECAST	2019 BUDGET
FIELDHOUSE					

PERSONNEL SERVICES					

10044518 85105 SALARIES - REGULAR	105,732	116,543	126,977	126,977	129,549
10044518 85110 SALARIES - OVERTIME	0	0	250	250	500
10044518 85115 F.I.C.A. PAYROLL TAXES	7,878	8,616	9,752	9,752	9,949
10044518 85120 HEALTH INSURANCE	11,197	14,805	12,074	12,074	15,396
10044518 85125 LIFE INSURANCE	70	93	83	83	97
10044518 85130 DISABILITY INSURANCE	71	101	116	116	153
10044518 85145 PENSION CONTRIBUTION	2,495	3,287	3,465	3,465	3,620
10044518 85150 WORKERS COMPENSATION	1,032	1,039	1,039	1,039	273
10044518 85160 OTHER EMPLOYEE BENEFITS	88	63	100	100	100
10044518 85161 HRA-VEBA	662	850	780	780	780
10044518 85165 UNEMPLOYMENT CONTRIBUTIONS	70	0	0	0	0
TOTAL PERSONNEL SERVICES	<u>129,295</u>	<u>145,397</u>	<u>154,636</u>	<u>154,636</u>	<u>160,417</u>
OPERATING EXPENSES					

10044518 85305 UTILITY SERVICES	17,496	26,423	23,000	23,000	25,000
10044518 85317 NATURAL GAS	6,927	4,547	9,000	9,000	8,000
10044518 85324 REPAIR & MAINT - BUILDING	9,887	27,527	13,000	13,000	15,000
10044518 85325 REPAIR & MAINT - MACH & EQU	1,079	2,956	500	500	1,500
10044518 85350 SANITATION SERVICE	677	735	300	300	750
10044518 85428 TRAVEL & TRAINING	220	966	700	700	700
10044518 85453 CASH OVER & SHORT	0	-41	50	50	50
10044518 85490 OTHER EXPENDITURES	3,490	2,273	3,000	3,750	3,000
10044518 85510 CLEANING SUPPLIES	1,107	583	300	300	1,000
10044518 85547 PROGRAM EXPENSES	29,603	38,966	21,500	21,500	30,000
10044518 85590 OTHER GENERAL SUPPLIES	13,471	8,824	14,000	12,000	14,000
10044518 85599 REFUNDS	3,643	2,257	2,000	2,000	2,000
TOTAL OPERATING EXPENSES	<u>87,600</u>	<u>116,016</u>	<u>87,350</u>	<u>86,100</u>	<u>101,000</u>
TOTAL FIELDHOUSE	<u><u>216,895</u></u>	<u><u>261,413</u></u>	<u><u>241,986</u></u>	<u><u>240,736</u></u>	<u><u>261,417</u></u>

Fund General	Department Summary	Aquatics
Fund Type Community Environment/Leisure	Supervisor Parks and Recreation Director	44525, 44526

Description

The Aquatics Division of the Parks and Recreation Department provides recreational services in the form of aquatic programming through the operation of two swimming facilities, including one conventional pool (Lincoln) and one water park (Island Oasis). The division offers open swimming, swim lessons, equipment rental, food and beverage sales and special programming. The division offers season passes or a daily fee. The pools are seasonal operations. Both facilities are open from Memorial Day weekend until school begins in mid-August. Island Oasis offers innovative features including water slides, wave pool, lazy river, crossing activities, bubblers and fountains, sand play areas, grassy areas and sand volleyball. Specialized training for all lifeguards is required.

Budget Narrative

Personnel

Title	2016	2017	2018	Net Change	2019
Maintenance Worker	0.42	0.42	0.42	0	0.42
Recreation Coordinator	0.4	0.4	0.4	0	0.4
Seasonal Worker	18	18	18	0	18
Totals:	18.82	18.82	18.82	0	18.82

CITY OF GRAND ISLAND
EXPENSES FOR BUDGET YEAR ENDING SEPTEMBER 30, 2019

GENERAL FUND	2016 ACTUAL	2017 ACTUAL	2018 BUDGET	2018 FORECAST	2019 BUDGET
WATER PARK					

PERSONNEL SERVICES					

10044525 85105 SALARIES - REGULAR	284,087	272,331	314,171	314,171	340,537
10044525 85110 SALARIES - OVERTIME	0	0	0	0	0
10044525 85115 F.I.C.A. PAYROLL TAXES	21,647	20,645	14,922	14,922	15,124
10044525 85120 HEALTH INSURANCE	7,843	11,875	8,169	8,169	10,429
10044525 85125 LIFE INSURANCE	44	64	58	58	68
10044525 85130 DISABILITY INSURANCE	36	59	80	80	91
10044525 85140 CLOTHING ALLOWANCE	6,566	8,088	0	8,000	8,000
10044525 85145 PENSION CONTRIBUTION	1,207	1,912	2,400	2,400	2,154
10044525 85150 WORKERS COMPENSATION	5,198	5,292	5,292	5,292	5,841
10044525 85160 OTHER EMPLOYEE BENEFITS	0	0	50	50	50
10044525 85161 HRA-VEBA	79	234	195	195	195
10044525 85165 UNEMPLOYEMENT CONTRIBUTIONS	312	0	0	0	0
TOTAL PERSONNEL SERVICES	<u>327,019</u>	<u>320,500</u>	<u>345,337</u>	<u>353,337</u>	<u>382,489</u>
OPERATING EXPENSES					

10044525 85208 LIFEGUARD TRAINING	5,974	1,690	2,000	2,000	2,000
10044525 85305 UTILITY SERVICES	36,179	39,571	38,000	38,000	38,000
10044525 85317 NATURAL GAS	6,059	7,332	10,000	10,000	10,000
10044525 85319 REPAIR & MAIN-LD IMP/IRRIGA	18	338	150	150	150
10044525 85324 REPAIR & MAINT - BUILDING	29,869	22,053	20,000	20,000	20,000
10044525 85325 REPAIR & MAINT - MACH & EQU	4,205	10,127	10,000	10,000	10,000
10044525 85340 RENT	565	435	600	600	600
10044525 85350 SANITATION SERVICE	351	643	1,200	1,200	750
10044525 85405 INSURANCE PREMIUMS	32,280	39,567	26,565	26,565	40,000
10044525 85410 TELEPHONE	110	0	0	0	0
10044525 85416 ADVERTISING	8,785	7,828	8,000	8,000	8,000
10044525 85422 DUES & SUBSCRIPTIONS	697	0	400	400	400
10044525 85424 LICENSE & FEES	459	519	500	500	500
10044525 85428 TRAVEL & TRAINING	404	1,011	1,000	1,000	1,000
10044525 85447 MERCHANDISE MATERIAL EXPENS	4,212	5,341	2,800	2,800	2,800
10044525 85453 CASH OVER & SHORT	45	68	400	400	400
10044525 85490 OTHER EXPENDITURES	6,674	6,665	4,000	4,000	4,000
10044525 85505 OFFICE SUPPLIES	134	734	90	90	200
10044525 85510 CLEANING SUPPLIES	460	287	200	200	275
10044525 85515 GASOLINE	362	119	200	200	200

CITY OF GRAND ISLAND
EXPENSES FOR BUDGET YEAR ENDING SEPTEMBER 30, 2019

GENERAL FUND	2016 ACTUAL	2017 ACTUAL	2018 BUDGET	2018 FORECAST	2019 BUDGET
10044525 85535 CHEMICAL SUPPLIES	11,247	11,564	14,000	14,000	13,000
10044525 85540 MISC OPERATING EQUIPMENT	667	1,138	500	500	1,000
10044525 85545 CONCESSION SUPPLIES	214	292	400	400	400
10044525 85547 FOOD & BEVERAGES	41,357	37,616	40,000	40,000	40,000
10044525 85590 OTHER GENERAL SUPPLIES	9,598	9,339	9,000	9,000	9,500
10044525 85599 REFUNDS	450	0	550	550	550
TOTAL OPERATING EXPENSES	<u>201,375</u>	<u>204,277</u>	<u>190,555</u>	<u>190,555</u>	<u>203,725</u>
CAPITAL OUTLAY					

10044525 85615 MACHINERY AND EQUIPMENT	0	0	15,000	15,000	0
TOTAL CAPITAL OUTLAY	<u>0</u>	<u>0</u>	<u>15,000</u>	<u>15,000</u>	<u>0</u>
TOTAL WATER PARK	<u><u>528,394</u></u>	<u><u>524,777</u></u>	<u><u>550,892</u></u>	<u><u>558,892</u></u>	<u><u>586,214</u></u>

CITY OF GRAND ISLAND
EXPENSES FOR BUDGET YEAR ENDING SEPTEMBER 30, 2019

GENERAL FUND	2016 ACTUAL	2017 ACTUAL	2018 BUDGET	2018 FORECAST	2019 BUDGET
LINCOLN POOL					

PERSONNEL SERVICES					

10044526 85105 SALARIES - REGULAR	40,975	41,848	42,422	42,422	43,786
10044526 85115 F.I.C.A. PAYROLL TAXES	3,126	3,168	3,245	3,245	3,350
10044526 85120 HEALTH INSURANCE	682	2,053	1,315	1,315	1,640
10044526 85125 LIFE INSURANCE	3	9	7	7	9
10044526 85130 DISABILITY INSURANCE	3	9	10	10	13
10044526 85145 PENSION CONTRIBUTION	87	288	298	298	306
10044526 85150 WORKERS COMPENSATION	806	807	807	807	703
10044526 85160 OTHER EMPLOYEE BENEFITS	0	0	50	50	50
10044526 85161 HRA-VEBA	26	78	65	65	65
TOTAL PERSONNEL SERVICES	<u>45,708</u>	<u>48,260</u>	<u>48,219</u>	<u>48,219</u>	<u>49,922</u>
OPERATING EXPENSES					

10044526 85305 UTILITY SERVICES	10,674	11,333	9,000	9,000	9,000
10044526 85324 REPAIR & MAINT - BUILDING	909	946	1,000	1,000	1,000
10044526 85325 REPAIR & MAINT - MACH & EQU	2,455	437	1,000	1,000	2,000
10044526 85405 INSURANCE PREMIUMS	0	0	0	0	0
10044526 85410 TELEPHONE	0	0	0	0	0
10044526 85424 LICENSE & FEES	159	164	160	160	160
10044526 85453 CASH OVER & SHORT	-2	-131	25	25	25
10044526 85490 OTHER EXPENDITURES	258	418	300	300	300
10044526 85535 CHEMICAL SUPPLIES	2,844	2,672	2,000	2,000	2,750
10044526 85590 OTHER GENERAL SUPPLIES	198	2,413	2,000	2,000	2,000
10044526 85599 REFUNDS	300	0	250	250	250
TOTAL OPERATING EXPENSES	<u>17,795</u>	<u>18,252</u>	<u>15,735</u>	<u>15,735</u>	<u>17,485</u>
TOTAL LINCOLN POOL	<u><u>63,503</u></u>	<u><u>66,512</u></u>	<u><u>63,954</u></u>	<u><u>63,954</u></u>	<u><u>67,407</u></u>

Fund General	Department Summary	Public Information
Fund Type Community Environment/Leisure	Supervisor City Administrator	44601

Description

The purpose of the Public Information Division is to provide a one-stop place where the media and residents can go to get accurate community and city government related information in an efficient and timely manner. City of Grand Island related information is dispersed in a variety of ways, including but not limited to the City website, electronic Citizen Request Management System, social media tools, press releases, reports, newsletters, Grand Island Television, live streaming of council meetings.

The division is also in charge of planning and promotion of all city related events such as the tree lighting event, ribbon cuttings, groundbreakings, and anniversary celebrations. In addition, the public information oversees the Community Youth Council, the city website, over 20 city social media sites, and is the coordinator of city media relations.

Budget Narrative

The majority of the Public Information budget is comprised of funds for personnel, GITV equipment, and contracts and service maintenance agreements currently in place. Funding in this budget also includes repair and maintenance of existing GITV studio equipment and city council chamber audio/video equipment, website hosting and enhancement, and communication and resident outreach tools and materials.

Personnel

Title	2016	2017	2018	Net Change	2019
Audio Video Technician	1	1	1	0	1
Public Information Officer	1	1	1	0	1
Totals:	2	2	2	0	2

CITY OF GRAND ISLAND
EXPENSES FOR BUDGET YEAR ENDING SEPTEMBER 30, 2019

GENERAL FUND	2016 ACTUAL	2017 ACTUAL	2018 BUDGET	2018 FORECAST	2019 BUDGET
PUBLIC INFORMATION					

PERSONNEL SERVICES					

10044601 85105 SALARIES - REGULAR	130,694	139,495	145,917	145,917	150,634
10044601 85115 F.I.C.A. PAYROLL TAXES	9,812	10,460	11,162	11,162	11,524
10044601 85120 HEALTH INSURANCE	13,971	13,253	10,057	10,057	13,116
10044601 85125 LIFE INSURANCE	164	170	165	165	193
10044601 85130 DISABILITY INSURANCE	237	258	292	292	384
10044601 85145 PENSION CONTRIBUTION	7,842	8,370	8,755	8,755	9,038
10044601 85150 WORKERS COMPENSATION	155	161	161	161	90
10044601 85160 OTHER EMPLOYEE BENEFITS	44	41	160	160	160
10044601 85161 VEBA	1,168	1,170	1,170	1,170	1,170
TOTAL PERSONNEL SERVICES	<u>164,087</u>	<u>173,378</u>	<u>177,839</u>	<u>177,839</u>	<u>186,309</u>
OPERATING EXPENSES					

10044601 85213 CONTRACT SERVICES	23,766	24,918	27,500	27,500	30,000
10044601 85325 REPAIR & MAINT - MACH & EQU	0	20	3,300	3,300	3,300
10044601 85330 REPAIR & MAINT - OFF FURN &	243	0	0	0	0
10044601 85416 ADVERTISING	286	604	1,300	1,300	1,300
10044601 85419 LEGAL NOTICES	0	0	60	60	60
10044601 85422 DUES & SUBSCRIPTIONS	515	885	550	550	550
10044601 85428 TRAVEL & TRAINING	2,535	0	3,000	3,000	3,000
10044601 85490 OTHER EXPENDITURES	3,369	263	3,900	3,900	3,900
10044601 85505 OFFICE SUPPLIES	688	198	1,350	1,350	1,350
10044601 85540 MISC OPERATING EQUIPMENT	3,305	3,118	3,500	3,500	3,500
TOTAL OPERATING EXPENSES	<u>34,707</u>	<u>30,006</u>	<u>44,460</u>	<u>44,460</u>	<u>46,960</u>
CAPITAL OUTLAY					

10044601 85615 MACHINERY AND EQUIPMENT	12,000	0	0	0	0
TOTAL CAPITAL OUTLAY	<u>12,000</u>	<u>0</u>	<u>0</u>	<u>0</u>	<u>0</u>
TOTAL PUBLIC INFORMATION	<u>210,794</u>	<u>203,384</u>	<u>222,299</u>	<u>222,299</u>	<u>233,269</u>

Fund General	Department Summary	Heartland Public Shooting Park
Fund Type Community Environment/Leisure	Supervisor Parks and Recreation Director	44801

Description

The Heartland Public Shooting Park (HPSP) consists of 420 acres of land. Improvements to the site include six skeet ranges, eight trap ranges, a ten station sporting clays course, rifle and pistol ranges, a seven acre lake, RV campground and archery venue. The facility has been developed using over 1.2 million dollars of private funds along with city dollars. HPSP host numerous regional and national shooting sports event which includes the National 4H Championships, Zombies in the Heartland, USPSA Area 3 Championships, and more. Volunteers play a major role in the operation of the facility. HPSP has become one of Grand Islands most positive economic impacting attractions.

Budget Narrative

Personnel

Title	2016	2017	2018	Net Change	2019
Customer Service Representative-PT	0.75	0.75	0.75	0	0.75
Office Clerk	0	0	0	1	1
Seasonal Workers	1.25	1.25	1.25	0	1.25
Shooting Range Operator	2	2	2	0	2
Shooting Range Superintendent	1	1	1	0	1
Totals:	5	5	5	1	6

CITY OF GRAND ISLAND
EXPENSES FOR BUDGET YEAR ENDING SEPTEMBER 30, 2019

GENERAL FUND	2016 ACTUAL	2017 ACTUAL	2018 BUDGET	2018 FORECAST	2019 BUDGET
HEARTLAND PUBLIC SHOOTING PARK					

PERSONNEL SERVICES					

10044801 85105 SALARIES - REGULAR	224,753	232,195	245,554	245,554	259,485
10044801 85110 SALARIES - OVERTIME	11,835	9,031	1,550	1,550	3,100
10044801 85115 F.I.C.A. PAYROLL TAXES	17,485	17,332	19,022	19,022	20,087
10044801 85120 HEALTH INSURANCE	42,706	40,022	31,378	31,378	33,420
10044801 85125 LIFE INSURANCE	261	268	261	261	306
10044801 85130 DISABILITY INSURANCE	325	347	399	399	534
10044801 85145 PENSION CONTRIBUTION	11,289	11,752	11,965	11,965	12,567
10044801 85150 WORKERS COMPENSATION	935	965	966	966	1,011
10044801 85160 OTHER EMPLOYEE BENEFITS	56	122	160	160	160
10044801 85161 HRA-VEBA	1,560	1,560	1,560	1,560	1,560
TOTAL PERSONNEL SERVICES	311,205	313,594	312,815	312,815	332,230
OPERATING EXPENSES					

10044801 85208 CONSULTING SERVICES	4,697	2,668	4,000	4,000	3,000
10044801 85215 SHELLS	1,540	973	7,000	7,000	1,500
10044801 85216 TARGETS	80,746	85,567	70,000	70,000	85,000
10044801 85217 EVENT MERCHANDISE-EXPENSES	26,791	19,130	5,000	5,000	20,000
10044801 85219 MISCELLANEOUS MERCHANDISE	10,711	5,908	7,000	7,000	7,000
10044801 85241 COMPUTER SERVICES	814	770	0	0	0
10044801 85245 PRINTING & BINDING SERVICES	323	428	500	500	500
10044801 85291 DONATION EXPENDITURES	7,766	12,131	15,000	15,000	15,000
10044801 85305 UTILITY SERVICES	23,426	29,416	23,000	23,000	30,000
10044801 85317 PROPANE	671	527	500	500	600
10044801 85319 REPAIR & MAIN-LAND IMP/IRRI	5,221	1,220	850	850	1,500
10044801 85324 REPAIR & MAINT - BUILDING	2,882	4,914	5,000	5,000	5,000
10044801 85325 REPAIR & MAINT - MACH & EQU	11,578	20,995	18,000	18,000	20,000
10044801 85335 REPAIR & MAINT - VEHICLES	571	2,124	300	300	800
10044801 85350 SANITATION SERVICE	13,594	11,301	13,000	13,000	13,000
10044801 85416 ADVERTISING	435	296	2,500	2,500	2,500
10044801 85422 DUES & SUBSCRIPTIONS	324	130	500	500	500
10044801 85424 LICENSE & FEES	1,300	1,823	300	300	1,500
10044801 85428 TRAVEL & TRAINING	1,430	4,044	1,500	1,500	1,500
10044801 85453 CASH OVER & SHORT	243	-6	50	50	50
10044801 85490 OTHER EXPENDITURES	7,256	8,449	10,000	10,000	10,000
10044801 85505 OFFICE SUPPLIES	1,064	1,481	900	900	1,300

CITY OF GRAND ISLAND
EXPENSES FOR BUDGET YEAR ENDING SEPTEMBER 30, 2019

GENERAL FUND	2016 ACTUAL	2017 ACTUAL	2018 BUDGET	2018 FORECAST	2019 BUDGET
10044801 85515 GASOLINE	5,644	6,405	7,000	7,000	7,000
10044801 85520 DIESEL FUEL	1,921	1,808	2,000	2,000	2,000
10044801 85540 MISC OPERATING EQUIPMENT	4,810	1,908	1,500	1,500	1,500
10044801 85547 MATERIALS	752	4,913	2,500	2,500	2,500
10044801 85590 OTHER GENERAL SUPPLIES	29,455	43,797	40,000	40,000	40,000
10044801 85599 REFUNDS	50	0	0	0	0
TOTAL OPERATING EXPENSES	<u>246,015</u>	<u>273,120</u>	<u>237,900</u>	<u>237,900</u>	<u>273,250</u>
CAPITAL OUTLAY					

10044801 85615 MACHINERY AND EQUIPMENT	0	31,514	200,000	149,510	0
10044801 85625 VEHICLES	0	0	15,000	15,000	0
TOTAL CAPITAL OUTLAY	<u>0</u>	<u>31,514</u>	<u>215,000</u>	<u>164,510</u>	<u>0</u>
TOTAL HEARTLAND PUBLIC SHOOTING PARK	<u><u>557,220</u></u>	<u><u>618,228</u></u>	<u><u>765,715</u></u>	<u><u>715,225</u></u>	<u><u>605,480</u></u>

Fund General	Department Summary	Jackrabbit Run Golf Course
Fund Type Golf Course	Supervisor Parks and Recreation Director	44901

Description

Jackrabbit Run Golf Course is a 175-acre, 18-hole championship course that is located northeast of Grand Island or east of the airport. The pro-shop is operated by a Golf Professional under a contract with the City. The course provides 25,000 to 30,000 rounds of golf each year.

Budget Narrative

Moved to General Fund in 2017-2018 fiscal year.

Personnel

Title	2016	2017	2018	Net Change	2019
Golf Course Superintendent	1	1	1	0	1
Maintenance Worker II - Golf	1	1	1	0	1
Seasonal Worker	2.5	2.5	2.5	0	2.5
Turf Management Specialist	1	1	1	0	1
Totals:	5.5	5.5	5.5	0	5.5

CITY OF GRAND ISLAND
EXPENSES FOR BUDGET YEAR ENDING SEPTEMBER 30, 2019

GENERAL FUND	2016 ACTUAL	2017 ACTUAL	2018 BUDGET	2018 FORECAST	2019 BUDGET
JACKRABBIT RUN GOLF COURSE					

PERSONNEL SERVICES					

10044901 85105 SALARIES - REGULAR	0	0	254,971	254,971	204,781
10044901 85115 F.I.C.A. PAYROLL TAXES	0	0	19,505	19,505	15,666
10044901 85120 HEALTH INSURANCE	0	0	42,081	42,081	40,327
10044901 85125 LIFE INSURANCE	0	0	264	264	310
10044901 85130 DISABILITY INSURANCE	0	0	403	403	522
10044901 85145 PENSION CONTRIBUTION	0	0	12,086	12,086	12,288
10044901 85150 WORKERS COMPENSATION	0	0	3,445	3,445	2,393
10044901 85160 OTHER EMPLOYEE BENEFITS	0	0	70	70	70
10044901 85161 HRA-VEBA	0	0	2,364	2,364	2,364
TOTAL PERSONNEL SERVICES	0	0	335,189	335,189	278,721
OPERATING EXPENSES					

10044901 85211 COMMISSIONS	0	0	175,000	175,000	210,000
10044901 85245 PRINTING & BINDING SERVICES	0	0	200	200	200
10044901 85305 UTILITY SERVICES	0	0	30,000	30,000	28,000
10044901 85317 NATURAL GAS	0	0	2,400	2,400	2,700
10044901 85319 REPAIR & MAIN-LAND IMP/IRRI	0	0	10,000	10,000	12,000
10044901 85324 REPAIR & MAINT - BUILDING	0	0	8,000	8,000	11,000
10044901 85325 REPAIR & MAINT - MACH & EQU	0	0	15,000	15,000	30,000
10044901 85330 REPAIR & MAINT-OFF FURN & E	0	0	200	200	200
10044901 85340 RENT	0	0	21,000	21,000	22,000
10044901 85350 SANITATION SERVICE	0	0	570	570	570
10044901 85416 ADVERTISING	0	0	1,000	1,000	2,500
10044901 85422 DUES & SUBSCRIPTIONS	0	0	1,225	1,225	1,225
10044901 85424 LICENSE & FEES	0	0	240	240	240
10044901 85428 TRAVEL & TRAINING	0	0	1,000	1,000	1,000
10044901 85490 OTHER EXPENDITURES	0	0	8,000	8,000	9,000
10044901 85505 OFFICE SUPPLIES	0	0	400	400	400
10044901 85510 CLEANING SUPPLIES	0	0	200	200	200
10044901 85515 GASOLINE	0	0	10,000	10,000	10,000
10044901 85520 DIESEL FUEL	0	0	5,500	5,500	5,500
10044901 85535 CHEMICAL SUPPLIES	0	0	20,000	20,000	18,000
10044901 85540 SMALL TOOLS & PARTS	0	0	23,500	23,500	23,500
10044901 85547 MATERIALS	0	0	4,000	4,000	4,000
10044901 85560 TREES & SHRUBS	0	0	5,000	5,000	5,000

CITY OF GRAND ISLAND
EXPENSES FOR BUDGET YEAR ENDING SEPTEMBER 30, 2019

GENERAL FUND	2016 ACTUAL	2017 ACTUAL	2018 BUDGET	2018 FORECAST	2019 BUDGET
10044901 85590 SUPPLIES	0	0	750	750	750
10044901 85905 SALES TAX	0	0	40,000	40,000	40,000
TOTAL OPERATING EXPENSES	0	0	383,185	383,185	437,985
CAPITAL OUTLAY					

10044901 85615 MACHINERY AND EQUIPMENT	0	0	72,000	72,000	0
TOTAL CAPITAL OUTLAY	0	0	72,000	72,000	0
TOTAL JACKRABBIT RUN GOLF COURSE	0	0	790,374	790,374	716,706

Fund General	Department Summary	Non-Departmental
Fund Type Other	Supervisor Finance Director	55001, 55002

Description

This division provides for general government operating costs that are not specifically attributable to any one department or budget division. The purpose is to provide for other general costs that are attributable to numerous departments or those inefficient to allocate. Unallocated expenses such as postage, municipal dues, Information Technology department computer charges and telephone trunk line charges are allocated across city departments based upon the number of employees in each department allocation. Property tax collection fees paid to Hall County and remittance of sales tax revenues due to the state will remain in this division. The non-departmental revenue includes property tax, sales tax, municipal equalization funds, occupation taxes and administrative fees for general fund support. Department specific revenue is listed under the respective department.

Budget Narrative

The non-departmental division provides for the annual contribution to the Central District Health Department. An annual contingency amount is set aside for unanticipated department expenditures during the fiscal year. A significant expense is budgeted for capital lease payments on the lease-purchase agreements for the Heartland Events Center.

CITY OF GRAND ISLAND
EXPENSES FOR BUDGET YEAR ENDING SEPTEMBER 30, 2019

GENERAL FUND	2016 ACTUAL	2017 ACTUAL	2018 BUDGET	2018 FORECAST	2019 BUDGET
NON-DEPARTMENTAL					

OPERATING EXPENSES					

10055001 85209 COLLECTION SERVICES	82,451	86,567	71,000	90,000	117,159
10055001 85213 CONTRACT SERVICES	7,595	378,711	5,000	15,450	15,000
10055001 85214 HUMANE SOCIETY CONTRACT	0	697	370,000	371,000	370,000
10055001 85241 COMPUTER SERVICES	485,532	479,220	578,015	578,015	538,570
10055001 85405 INSURANCE PREMIUMS	158,477	160,458	159,045	131,302	138,000
10055001 85409 VOLUNTEER EXPENSE	2,899	2,907	3,000	5,844	8,000
10055001 85410 TELEPHONE	68,444	66,008	81,437	67,890	80,000
10055001 85412 HEALTH DEPARTMENT	110,741	110,741	110,741	110,741	112,955
10055001 85422 DUES & SUBSCRIPTIONS	3,813	0	0	0	0
10055001 85453 CASH OVER & SHORT	54	162	0	0	0
10055001 85490 OTHER EXPENDITURES	2,176	7,286	3,000	3,000	3,000
10055001 85505 OFFICE SUPPLIES	20,088	20,076	18,659	21,000	25,000
10055001 85905 SALES TAX	65,394	66,324	80,000	80,000	80,000
TOTAL OPERATING EXPENSES	<u>1,007,664</u>	<u>1,379,157</u>	<u>1,479,897</u>	<u>1,474,242</u>	<u>1,487,684</u>
OTHER FINANCING USES					

10055001 85706 LEASE PAYMENTS	1,371,255	511,803	517,204	507,238	499,681
10055001 85707 LEASE PMT-STATE FAIR	1,429,484	0	0	0	0
TOTAL OTHER FINANCING USES	<u>2,800,739</u>	<u>511,803</u>	<u>517,204</u>	<u>507,238</u>	<u>499,681</u>
TOTAL NON-DEPARTMENTAL	<u><u>3,808,403</u></u>	<u><u>1,890,960</u></u>	<u><u>1,997,101</u></u>	<u><u>1,981,480</u></u>	<u><u>1,987,365</u></u>

CITY OF GRAND ISLAND
EXPENSES FOR BUDGET YEAR ENDING SEPTEMBER 30, 2019

GENERAL FUND	2016 ACTUAL	2017 ACTUAL	2018 BUDGET	2018 FORECAST	2019 BUDGET
CONTINGENCY					

OPERATING EXPENSES					

10055002 85213 CONTRACT SERVICES	7,434	1,482	347,615	100,000	100,000
TOTAL OPERATING EXPENSES	<u>7,434</u>	<u>1,482</u>	<u>347,615</u>	<u>100,000</u>	<u>100,000</u>
TOTAL CONTINGENCY	<u>7,434</u>	<u>1,482</u>	<u>347,615</u>	<u>100,000</u>	<u>100,000</u>
TOTAL EXPENSES	<u><u>38,579,996</u></u>	<u><u>43,150,865</u></u>	<u><u>37,987,725</u></u>	<u><u>36,163,704</u></u>	<u><u>36,379,154</u></u>

City of Grand Island 2018-2019

Annual Budget and Program of Municipal Services

Permanent Fund

PERMANENT FUNDS SUMMARY

	<u>2016</u> <u>Actual</u>	<u>2017</u> <u>Actual</u>	<u>2018</u> <u>Budget</u>	<u>2018</u> <u>Forecast</u>	<u>2019</u> <u>Budget</u>
Beginning Cash Balance	736,268	776,144	811,823	828,283	857,783
Revenue	39,876	57,136	34,500	34,500	34,500
Transfers In	—	—	—	—	—
Total Resources Available	<u>776,144</u>	<u>833,280</u>	<u>846,323</u>	<u>862,783</u>	<u>892,283</u>
Expenditures	—	4,997	5,000	5,000	5,000
Transfers Out	—	—	—	—	—
Total Requirements	<u>—</u>	<u>4,997</u>	<u>5,000</u>	<u>5,000</u>	<u>5,000</u>
Ending Cash Balance	<u>776,144</u>	<u>828,283</u>	<u>841,323</u>	<u>857,783</u>	<u>887,283</u>

Fund Special Revenue	Department Summary	Finance
Fund Type Library Trust	Supervisor Finance Director	201

Description

Named the Elizabeth M. Abbott fund, the purpose of this fund is to administer a \$10,000 donation as an endowment for the public Library. The fund is presently valued at over \$57,000.

Budget Narrative

The income from this fund is to be used for the purchase of books other than fiction. In FY 2018-19, \$5,000 is budgeted for this purpose.

LIBRARY TRUST

	<u>2016</u> <u>Actual</u>	<u>2017</u> <u>Actual</u>	<u>2018</u> <u>Budget</u>	<u>2018</u> <u>Forecast</u>	<u>2019</u> <u>Budget</u>
Beginning Cash Balance	52,229	57,205	57,205	65,494	65,494
Revenue	4,976	13,286	5,000	5,000	5,000
Transfers In	—	—	—	—	—
Total Resources Available	<u>57,205</u>	<u>70,491</u>	<u>62,205</u>	<u>70,494</u>	<u>70,494</u>
Expenditures	—	4,997	5,000	5,000	5,000
Transfers Out	—	—	—	—	—
Total Requirements	<u>—</u>	<u>4,997</u>	<u>5,000</u>	<u>5,000</u>	<u>5,000</u>
Ending Cash Balance	<u>57,205</u>	<u>65,494</u>	<u>57,205</u>	<u>65,494</u>	<u>65,494</u>

CITY OF GRAND ISLAND
REVENUES FOR BUDGET YEAR ENDING SEPTEMBER 30, 2019

LIBRARY TRUST	2016 ACTUAL	2017 ACTUAL	2018 BUDGET	2018 FORECAST	2019 BUDGET
<hr/>					
LIBRARY TRUST					

OTHER REVENUE					

20110001 74787 INTEREST & DIVIDEND REVENUE	4,976.00	13,286.00	5,000.00	5,000.00	5,000.00
TOTAL OTHER REVENUE	<u>4,976.00</u>	<u>13,286.00</u>	<u>5,000.00</u>	<u>5,000.00</u>	<u>5,000.00</u>
TOTAL REVENUES	<u><u>4,976.00</u></u>	<u><u>13,286.00</u></u>	<u><u>5,000.00</u></u>	<u><u>5,000.00</u></u>	<u><u>5,000.00</u></u>

CITY OF GRAND ISLAND
EXPENSES FOR BUDGET YEAR ENDING SEPTEMBER 30, 2019

LIBRARY TRUST	2016 ACTUAL	2017 ACTUAL	2018 BUDGET	2018 FORECAST	2019 BUDGET
<hr/>					
LIBRARY TRUST					

OPERATING EXPENSES					

20110001 85425 BOOKS	0	4,997	5,000	5,000	5,000
TOTAL OPERATING EXPENSES	<hr/> 0	<hr/> 4,997	<hr/> 5,000	<hr/> 5,000	<hr/> 5,000
TOTAL EXPENSES	<hr/> <hr/> 0	<hr/> <hr/> 4,997	<hr/> <hr/> 5,000	<hr/> <hr/> 5,000	<hr/> <hr/> 5,000

Fund Special Revenue	Department Summary	Finance
Fund Type Cemetery Trust Fund	Supervisor Finance Director	202

Description

The purpose of this fund is to provide a permanent care endowment fund for the cemetery. Funds have been provided for the establishment of this trust fund, and currently, 40% of cemetery lot sales go into this fund. It is intended that the principle balance be maintained and that in the future, interest income can be utilized for cemetery operating costs.

Budget Narrative

This fund continues to build up money for future improvements.

CEMETERY TRUST

	<u>2016</u> <u>Actual</u>	<u>2017</u> <u>Actual</u>	<u>2018</u> <u>Budget</u>	<u>2018</u> <u>Forecast</u>	<u>2019</u> <u>Budget</u>
Beginning Cash Balance	684,039	718,939	754,619	762,789	792,289
Revenue	34,900	43,850	29,500	29,500	29,500
Transfers In	—	—	—	—	—
Total Resources Available	<u>718,939</u>	<u>762,789</u>	<u>784,119</u>	<u>792,289</u>	<u>821,789</u>
Expenditures	—	—	—	—	—
Transfers Out	—	—	—	—	—
Total Requirements	<u>—</u>	<u>—</u>	<u>—</u>	<u>—</u>	<u>—</u>
Ending Cash Balance	<u><u>718,939</u></u>	<u><u>762,789</u></u>	<u><u>784,119</u></u>	<u><u>792,289</u></u>	<u><u>821,789</u></u>

CITY OF GRAND ISLAND
REVENUES FOR BUDGET YEAR ENDING SEPTEMBER 30, 2019

CEMETERY TRUST	2016 ACTUAL	2017 ACTUAL	2018 BUDGET	2018 FORECAST	2019 BUDGET
<hr/>					
CEMETERY TRUST					

FEEES AND SERVICES					

20210001 74558 PERMANENT CARE	31,340	39,940	28,000	28,000	28,000
TOTAL FEES AND SERVICES	<u>31,340</u>	<u>39,940</u>	<u>28,000</u>	<u>28,000</u>	<u>28,000</u>
OTHER REVENUE					

20210001 74787 INTEREST & DIVIDEND REVENUE	3,560	3,910	1,500	1,500	1,500
TOTAL OTHER REVENUE	<u>3,560</u>	<u>3,910</u>	<u>1,500</u>	<u>1,500</u>	<u>1,500</u>
TOTAL REVENUES	<u><u>34,900</u></u>	<u><u>43,850</u></u>	<u><u>29,500</u></u>	<u><u>29,500</u></u>	<u><u>29,500</u></u>

CITY OF GRAND ISLAND
EXPENSES FOR BUDGET YEAR ENDING SEPTEMBER 30, 2019

CEMETERY TRUST	2016 ACTUAL	2017 ACTUAL	2018 BUDGET	2018 FORECAST	2019 BUDGET
CEMETERY TRUST					

CAPITAL OUTLAY					

20210001 85608 LAND IMPROVEMENTS	.00	.00	.00	.00	.00
TOTAL CAPITAL OUTLAY	<u>.00</u>	<u>.00</u>	<u>.00</u>	<u>.00</u>	<u>.00</u>
TOTAL EXPENSES	<u>.00</u>	<u>.00</u>	<u>.00</u>	<u>.00</u>	<u>.00</u>

City of Grand Island 2018-2019

Annual Budget and Program of Municipal Services

Special Revenue Fund

SPECIAL REVENUES SUMMARY

	<u>2016</u> <u>Actual</u>	<u>2017</u> <u>Actual</u>	<u>2018</u> <u>Budget</u>	<u>2018</u> <u>Forecast</u>	<u>2019</u> <u>Budget</u>
Beginning Cash Balance	3,892,325	5,954,047	7,894,719	8,994,509	13,492,607
Revenue	7,450,970	16,617,169	25,095,718	23,798,975	25,016,789
Transfers In	1,460,130	3,080,649	935,000	937,834	935,000
Total Resources Available	<u>12,803,425</u>	<u>25,651,865</u>	<u>33,925,437</u>	<u>33,731,318</u>	<u>39,444,396</u>
Expenditures	2,163,416	16,554,460	27,805,640	19,978,233	28,571,004
Transfers Out	4,685,962	102,896	257,644	260,478	257,765
Total Requirements	<u>6,849,378</u>	<u>16,657,356</u>	<u>28,063,284</u>	<u>20,238,711</u>	<u>28,828,769</u>
Ending Cash Balance	<u>5,954,047</u>	<u>8,994,509</u>	<u>5,862,153</u>	<u>13,492,607</u>	<u>10,615,627</u>
Unrestricted Cash	5,929,195	8,967,570	5,826,309	13,465,668	10,585,627
Restricted Cash	24,852	26,939	35,844	26,939	30,000
	<u>5,954,047</u>	<u>8,994,509</u>	<u>5,862,153</u>	<u>13,492,607</u>	<u>10,615,627</u>

SPECIAL REVENUE FUNDS TRANSFERS

		<u>2016</u>	<u>2017</u>	<u>2018</u>	<u>2018</u>	<u>2019</u>
		<u>Actual</u>	<u>Actual</u>	<u>Budget</u>	<u>Forecast</u>	<u>Budget</u>
<u>Operating Transfers In</u>						
<u>To</u>	<u>From</u>					
Gas Tax - 210	Capital Projects - 400	—	800,190	—	—	—
Occupation Tax - 211	General Fund - 100	—	1,290,583	—	—	—
Enhanced 911 - 215	PCS - 216	—	—	—	1,834	—
PSC - 216	Enhanced 911 - 215	—	54,876	—	—	—
Metropolitan Planning - 225	General Fund - 100	465,000	—	—	—	—
Transportation - 226	General Fund - 100	115,000	160,000	160,000	160,000	160,000
Economic Development - 238	General Fund - 100	750,000	750,000	750,000	750,000	750,000
Comm Dev - 250	General Fund - 100	100,000	25,000	25,000	26,000	25,000
Housing Reuse - 240	General Fund - 100	30,130	—			
Total		1,460,130	3,080,649	935,000	937,834	935,000

<u>Operating Transfers Out</u>						
<u>From</u>	<u>To</u>					
Gas Tax - 210	General Fund - 100	2,900,000	—			—
Gas Tax - 210	Capital Projects - 400	1,450,002	—			—
Occupation Tax - 211	Debt Service - 310	—	48,020	257,644	257,644	257,765
Enhanced 911 - 215	PCS - 216	—	54,876	—	—	—
PSC - 216	Enhanced 911 - 215	—	—	—	1,834	—
Keno - 220	Capital Projects - 400	300,000	—	—	—	—
Police Grant - 260	General Fund - 100	5,830	—			—
Community Grants - 251	General Fund - 100	30,130	—	—	—	—
Community Grants - 251	General Fund - 100	—	—	—	1,000	—
Total		4,685,962	102,896	257,644	260,478	257,765

SPECIAL REVENUE FUNDS-CAPITAL

	Account Number	2018 Budget	2018 Forecast	2019 Budget
ENHANCED 911 COMMUNICATIONS		215 Fund		
BLD IMP Facility Purchase	21520006 85612	-	-	-
Sub total		-	-	-
M & E Alternate All Equipment	21520006 85615	500,000	-	581,480
Sub total		500,000	-	581,480
ENHANCED 911 COMMUNICATIONS TOTAL		500,000	-	581,480
PCS WIRELESS E911 - 216		216 Fund		
BLD IMP Facility Purchase	21620006 85612	-	-	-
Sub total		-	-	-
M & E Alternate All Equipment	21620006 85615	60,000	-	176,000
Sub total		60,000	-	176,000
PCS WIRELESS E911 TOTAL		60,000	-	176,000
SPECIAL REVENUE FUND TOTAL		560,000	-	757,480

Fund Special Revenue	Department Summary	Public Works
Fund Type Streets Fund	Supervisor Public Works Director	210

Description

This fund provides for the receipt of the City's share of the State's gasoline tax. The funds are disbursed to the City each month by the Nebraska Department of Revenue. The use of these funds is regulated by State law which requires they be used only for street purposes. The City must maintain a 25% match with other street related expenditures in order to continue to qualify for these funds. The funds are apportioned among the Nebraska cities and counties based on population, street lane mileage, and number of registered vehicles.

Expenses include Streets Division Operating budget and Roadway Construction Projects.

The Street Division provides for the maintenance of safe and efficient driving conditions for the traveling public by keeping over 910 lane miles of roadway in a good state of repair utilizing a preventative maintenance approach consisting of concrete and asphalt patching, crack sealing, and asphalt resurfacing.

This Division also maintains, services, operates, installs, and upgrades 80 signalized intersection locations and 37 flashing warning light locations that include school zones and bike trail crossings.

The Division maintains and upgrades pavement markings, traffic control signs, and street identification signs; cleans and maintains over 5,000 storm sewer catch basins and inlets; and utilizes street sweepers to pick up debris from the roadway by traveling an average of 12,500 miles and picking up over 4,000 cubic yards (approx. 2,500 tons) of material per year. Mowing of right-of-way, drainage ditches, and detention cells are also performed by this Division, as well as snow plowing, hauling snow, ice control, and grading alleys.

Budget Narrative

All proceeds from this fund are used to support street related maintenance and improvements.

Personnel

Title	2016	2017	2018	Net Change	2019
Accounting Technician-Streets	0.5	0.5	0.5	0.4	0.9
Equipment Operator - Streets	5	5	5	0	5
Maintenance Worker - Streets	6	6	6	0	6
Seasonal Worker	0	0	0	0	0
Senior Equipment Operator	5	5	5	0	5
Senior Maintenance Worker - Streets	2	2	2	0	2
Street Foreman	2	2	2	0	2
Street Superintendent	1	1	1	0	1
Traffic Signal Technician	2	2	2	0	2
Totals:	23.5	23.5	23.5	0.4	23.9

STREETS FUND

	<u>2016</u> <u>Actual</u>	<u>2017</u> <u>Actual</u>	<u>2018</u> <u>Budget</u>	<u>2018</u> <u>Forecast</u>	<u>2019</u> <u>Budget</u>
Beginning Cash Balance	793,916	1,494,562	1,415,622	1,970,552	2,966,995
Revenue	5,050,643	11,254,117	10,207,473	10,205,313	10,410,875
Transfers In	—	800,190	—	—	—
Total Resources Available	<u>5,844,559</u>	<u>13,548,869</u>	<u>11,623,095</u>	<u>12,175,865</u>	<u>13,377,870</u>
Expenditures	(5)	11,578,317	10,077,991	9,208,870	11,333,485
Transfers Out	4,350,002	—	—	—	—
Total Requirements	<u>4,349,997</u>	<u>11,578,317</u>	<u>10,077,991</u>	<u>9,208,870</u>	<u>11,333,485</u>
Ending Cash Balance	<u>1,494,562</u>	<u>1,970,552</u>	<u>1,545,104</u>	<u>2,966,995</u>	<u>2,044,385</u>

CITY OF GRAND ISLAND
REVENUES FOR BUDGET YEAR ENDING SEPTEMBER 30, 2019

STREETS FUND	2016 ACTUAL	2017 ACTUAL	2018 BUDGET	2018 FORECAST	2019 BUDGET

CAPITAL PROJECTS					

INTERGOVERNMENTAL					

21000001 74396 OTHER INTERGOVERNMENTAL	0	1,568,580	937,841	937,841	937,841
21000001 74396 40000 OTHER INTERGOVERNMENT	0	442,056	0	0	0
TOTAL INTERGOVERNMENTAL	<u>0</u>	<u>2,010,636</u>	<u>937,841</u>	<u>937,841</u>	<u>937,841</u>
TOTAL CAPITAL PROJECTS	<u>0</u>	<u>2,010,636</u>	<u>937,841</u>	<u>937,841</u>	<u>937,841</u>
GAS TAX					

GENERAL TAX REVENUE					

21030001 74005 PROPERTY TAXES	0	2,200,000	431,000	431,000	431,000
21030001 74066 MOTOR VEHICLE SALES TAX	0	1,546,320	1,363,275	1,363,275	1,363,275
TOTAL GENERAL TAX REVENUE	<u>0</u>	<u>3,746,320</u>	<u>1,794,275</u>	<u>1,794,275</u>	<u>1,794,275</u>
INTERGOVERNMENTAL					

21030001 74317 STATE ROAD USE FUNDS	4,660,105	4,925,277	5,069,985	5,069,985	5,417,759
21030001 74406 MOTOR VEHICLE FEE	390,400	399,948	385,000	385,000	385,000
TOTAL INTERGOVERNMENTAL	<u>5,050,505</u>	<u>5,325,225</u>	<u>5,454,985</u>	<u>5,454,985</u>	<u>5,802,759</u>
OTHER REVENUE					

21030001 74004 WHEEL FEE	0	0	1,500,000	1,500,000	1,500,000
21030001 74010 STORMWATER SURCHARGE	0	0	300,000	300,000	300,000
TOTAL OTHER REVENUE	<u>0</u>	<u>0</u>	<u>1,800,000</u>	<u>1,800,000</u>	<u>1,800,000</u>
TOTAL GAS TAX	<u>5,050,505</u>	<u>9,071,545</u>	<u>9,049,260</u>	<u>9,049,260</u>	<u>9,397,034</u>
STREET AND ALLEY - GEN OPERATING					

GENERAL TAX REVENUE					

21033501 74039 RENTAL CAR OCCUPATION TAX	0	0	137,500	125,000	0
TOTAL GENERAL TAX REVENUE	<u>0</u>	<u>0</u>	<u>137,500</u>	<u>125,000</u>	<u>0</u>

CITY OF GRAND ISLAND
REVENUES FOR BUDGET YEAR ENDING SEPTEMBER 30, 2019

STREETS FUND	2016 ACTUAL	2017 ACTUAL	2018 BUDGET	2018 FORECAST	2019 BUDGET

LICENSES & PERMITS	-----				
21033501 74215 PAVING PERMITS	0	20,070	26,000	20,000	20,000
TOTAL LICENSES & PERMITS	0	20,070	26,000	20,000	20,000

INTERGOVERNMENTAL	-----				
21033501 74307 STATEWIDE PLAN RESEARCH STA	0	16,000	8,000	8,000	8,000
21033501 74319 SERVICE CONTRACT - STATE	0	35,672	35,672	35,212	35,000
TOTAL INTERGOVERNMENTAL	0	51,672	43,672	43,212	43,000

OTHER REVENUE	-----				
21033501 74773 CO-PAY HEALTH INSURANCE	0	22,362	0	0	0
21033501 74774 EMPLOYEE WITHHOLDINGS	0	0	1,200	0	0
21033501 74795 OTHER REVENUE	138	75,757	10,000	25,000	10,000
21033501 74799 CREDIT CARD REBATE	0	2,075	2,000	5,000	3,000
TOTAL OTHER REVENUE	138	100,194	13,200	30,000	13,000
TOTAL STREET AND ALLEY - GEN OPERATING	138	171,936	220,372	218,212	76,000
TOTAL REVENUES	5,050,643	11,254,117	10,207,473	10,205,313	10,410,875

CITY OF GRAND ISLAND
EXPENSES FOR BUDGET YEAR ENDING SEPTEMBER 30, 2019

STREETS FUND	2016 ACTUAL	2017 ACTUAL	2018 BUDGET	2018 FORECAST	2019 BUDGET

CAPITAL PROJECTS					

CAPITAL OUTLAY					

21000001 1100 40002 ENG/DESIGN - GAS TAX	—	10,684	—	—	—
21000001 1100 40004 ENG/DESIGN - GAS TAX	—	83	—	—	—
21000001 1100 40012 ENG/DESIGN - GAS TAX	—	105,514	—	—	—
21000001 1100 40018 ENG/DESIGN - GAS TAX	—	111,118	—	133	150,000
21000001 1100 40020 ENG/DESIGN - GAS TAX	—	94,953	—	—	—
21000001 1100 40023 ENG/DESIGN - GAS TAX	—	31,592	—	2,767	170,000
21000001 1100 40027 ENG/DESIGN - GAS TAX	—	12,764	—	1,154,000	1,317,299
21000001 2100 40000 CONSTRUCTION - GAS TAX	—	438,052	184,000	93,682	—
21000001 2100 40002 CONSTRUCTION - GAS TAX	—	15,244	285,400	125,161	—
21000001 2100 40004 CONSTRUCTION - GAS TAX	—	281,794	104,800	181,000	150,000
21000001 2100 40012 CONSTRUCTION - GAS TAX	—	—	1,200,000	193,466	2,200,000
21000001 2100 40019 CONSTRUCTION - GAS TAX	—	134,136	—	—	—
21000001 2100 40020 CONSTRUCTION - GAS TAX	—	1,028,341	—	16,665	—
21000001 2100 40021 CONSTRUCTION - GAS TAX	—	181,283	—	—	—
21000001 2100 40022 CONSTRUCTION - GAS TAX	—	2,928,665	—	141	—
21000001 9999 UNASSIGNED CAPITAL PROJECTS	—	—	2,095,775	1,474,025	1,118,000
TOTAL CAPITAL OUTLAY	—	5,374,223	3,869,975	3,241,040	5,105,299

OTHER FINANCING USES					

21000001 3100 40011 ASSESSMENT PYMNT - GAS	—	128,062	130,000	125,531	130,001
TOTAL OTHER FINANCING USES	—	128,062	130,000	125,531	130,001

TOTAL CAPITAL PROJECTS	—	5,502,285	3,999,975	3,366,571	5,235,300

STREET AND ALLEY - GEN OPERATING					

PERSONNEL SERVICES					

21033501 85105 SALARIES - REGULAR	—	1,405,634	1,465,102	1,480,000	1,552,391
21033501 85110 SALARIES - OVERTIME	—	196,306	85,000	150,000	186,681
21033501 85115 F.I.C.A. PAYROLL TAXES	—	115,653	126,620	126,620	133,037
21033501 85120 HEALTH INSURANCE	—	318,059	254,697	254,697	257,484
21033501 85125 LIFE INSURANCE	—	2,039	2,018	2,018	2,353
21033501 85130 DISABILITY INSURANCE	—	2,580	3,313	3,313	4,363

CITY OF GRAND ISLAND
EXPENSES FOR BUDGET YEAR ENDING SEPTEMBER 30, 2019

STREETS FUND	2016 ACTUAL	2017 ACTUAL	2018 BUDGET	2018 FORECAST	2019 BUDGET

21033501 85140 CLOTHING ALLOWANCE	—	(217)	—	—	—
21033501 85145 PENSION CONTRIBUTION	—	96,117	99,303	99,303	104,343
21033501 85150 WORKERS COMPENSATION	—	129,511	130,452	92,783	92,783
21033501 85160 OTHER EMPLOYEE BENEFITS	—	8,556	6,410	6,410	1,015
21033501 85161 HRA -VEBA	—	2,524	2,535	2,535	2,535
TOTAL PERSONNEL SERVICES	—	2,276,762	2,175,450	2,217,679	2,336,985
OPERATING EXPENSES					

21033501 85213 CONTRACT SERVICES	—	4,871	5,720	5,720	5,400
21033501 85225 ENGINEERING SERVICES	—	—	—	10,000	10,000
21033501 85241 COMPUTER SERVICES	—	10,706	30,000	30,000	30,000
21033501 85305 UTILITY SERVICES	—	34,086	36,000	36,000	36,000
21033501 85317 NATURAL GAS	—	8,636	13,000	13,000	13,000
21033501 85324 REPAIR & MAINT - BUILDING	—	25,547	25,000	25,000	30,000
21033501 85335 REPAIR & MAINT - VEHICLES	—	5,001	8,500	8,500	8,500
21033501 85350 SANITATION SERVICE	—	1,121	1,200	1,200	1,200
21033501 85390 OTHER PROPERTY SERVICES	—	11,298	14,000	14,000	14,000
21033501 85405 INSURANCE PREMIUMS	—	—	—	40,000	41,200
21033501 85410 TELEPHONE	—	—	4,900	4,900	5,000
21033501 85422 DUES & SUBSCRIPTIONS	—	270	500	500	350
21033501 85428 TRAVEL & TRAINING	—	6,061	6,000	6,000	8,000
21033501 85505 OFFICE SUPPLIES	—	1,637	2,700	2,700	2,700
21033501 85515 GASOLINE	—	4,350	5,100	5,100	5,100
21033501 85540 SMALL TOOLS & PARTS	—	582	—	—	—
21033501 85549 SAFETY MATERIALS	—	7,342	7,500	7,500	8,500
21033501 85590 SUPPLIES	—	12,850	15,000	15,000	15,000
TOTAL OPERATING EXPENSES	—	134,358	175,120	225,120	233,950
CAPITAL OUTLAY					

21033501 85612 BUILDING IMPROVEMENTS	—	—	—	—	15,000
21033501 85615 MACHINERY AND EQUIPMENT	—	464,819	142,946	138,000	—
21033501 85625 VEHICLES	—	41,810	69,500	69,500	—
TOTAL CAPITAL OUTLAY	—	506,629	212,446	207,500	15,000
TOTAL STREET AND ALLEY - GEN OPERATING	—	2,917,749	2,563,016	2,650,299	2,585,935

CITY OF GRAND ISLAND
EXPENSES FOR BUDGET YEAR ENDING SEPTEMBER 30, 2019

STREETS FUND	2016 ACTUAL	2017 ACTUAL	2018 BUDGET	2018 FORECAST	2019 BUDGET

SNOW AND ICE REMOVAL					

OPERATING EXPENSES					

21033502 85312 SNOW REMOVAL	0	83	20,000	20,000	20,000
21033502 85335 REPAIR & MAINT - VEHICLES	0	12,895	39,500	39,500	45,000
21033502 85520 DIESEL FUEL	0	1,192	22,000	22,000	22,000
21033502 85535 CHEMICAL SUPPLIES	0	64,257	60,000	86,000	60,000
21033502 85540 SMALL TOOLS & PARTS	0	75	2,000	2,000	2,000
21033502 85546 HOSE/VESTS/GRAVE	0	545	5,000	5,000	5,000
21033502 85590 SUPPLIES	0	75	1,500	1,500	1,500
TOTAL OPERATING EXPENSES	<u>0</u>	<u>79,122</u>	<u>150,000</u>	<u>176,000</u>	<u>155,500</u>
TOTAL SNOW AND ICE REMOVAL	<u>0</u>	<u>79,122</u>	<u>150,000</u>	<u>176,000</u>	<u>155,500</u>
STREET MAINTENANCE					

OPERATING EXPENSES					

21033503 85213 CONTRACT SERVICES	0	0	1,000	1,000	1,000
21033503 85305 UTILITY SERVICES	0	340,907	350,000	350,000	350,000
21033503 85318 CURBS GUTTERS & SIDEWALKS	0	6,322	13,000	13,000	13,000
21033503 85320 REPAIR BRIDGE - OVER/UNDER	0	9,031	4,000	4,000	4,000
21033503 85335 REPAIR & MAINTENANCE - VEHICLES	0	190,807	210,000	210,000	210,000
21033503 85515 GASOLINE	0	2,687	4,500	4,500	4,500
21033503 85520 DIESEL FUEL	0	47,451	65,000	65,000	65,000
21033503 85540 SMALL TOOLS & PARTS	0	31,378	34,500	34,500	35,250
21033503 85547 MATERIALS	0	538,704	560,000	560,000	560,000
21033503 85590 SUPPLIES	0	2,488	3,000	3,000	3,000
TOTAL OPERATING EXPENSES	<u>0</u>	<u>1,169,775</u>	<u>1,245,000</u>	<u>1,245,000</u>	<u>1,245,750</u>
TOTAL STREET MAINTENANCE	<u>0</u>	<u>1,169,775</u>	<u>1,245,000</u>	<u>1,245,000</u>	<u>1,245,750</u>
DRAINAGE MAINTENANCE					

OPERATING EXPENSES					

21033504 85213 CONTRACT SERVICES	0	10,559	13,000	13,000	15,000

CITY OF GRAND ISLAND
EXPENSES FOR BUDGET YEAR ENDING SEPTEMBER 30, 2019

STREETS FUND	2016 ACTUAL	2017 ACTUAL	2018 BUDGET	2018 FORECAST	2019 BUDGET

21033504 85318 CURBS GUTTERS & SIDEWALKS	0	83,058	70,000	60,000	60,000
21033504 85335 REPAIR & MAINTENANCE - VEHICLES	0	40,563	15,000	15,000	15,000
21033504 85515 GASOLINE	0	287	1,000	1,000	1,000
21033504 85520 DIESEL FUEL	0	4,684	4,500	4,500	4,500
21033504 85540 SMALL TOOLS & PARTS	0	11,886	7,000	7,000	5,000
21033504 85590 SUPPLIES	0	6,995	10,500	10,500	10,000
TOTAL OPERATING EXPENSES	0	158,032	121,000	111,000	110,500
TOTAL DRAINAGE MAINTENANCE	0	158,032	121,000	111,000	110,500
TRAFFIC CONTROLS & SAFETY					

OPERATING EXPENSES					

21033505 85213 CONTRACT SERVICES	0	87,001	90,000	90,000	95,000
21033505 85305 UTILITY SERVICES	0	20,578	21,500	21,500	21,500
21033505 85325 REPAIR & MAINT - MACH & EQUIP	0	84,525	70,000	60,000	70,000
21033505 85335 REPAIR & MAINTENANCE - VEHICLES	0	15,126	20,000	20,000	20,000
21033505 85515 GASOLINE	0	5,868	6,000	6,000	6,000
21033505 85520 DIESEL FUEL	0	2,929	4,000	4,000	4,000
21033505 85540 SMALL TOOLS & PARTS	-5	9,821	45,000	45,000	46,000
21033505 85545 WINTER GRAVEL & BLADES	0	4,941	7,500	7,500	5,000
21033505 85590 SUPPLIES	0	6,128	10,000	10,000	8,000
TOTAL OPERATING EXPENSES	-5	236,917	274,000	264,000	275,500
TOTAL TRAFFIC CONTROLS & SAFETY	-5	236,917	274,000	264,000	275,500
NON-CAPITAL PROJECTS - STREETS					

OPERATING EXPENSES					

21033506 85351 CONTRACTED CONCRETE REPAIR	0	447,504	750,000	421,000	750,000
21033506 85351 CONTRACTED CONCRETE REPAIR	0	85,493	75,000	75,000	75,000
21033506 85351 CONTRACTED CONCRETE REPAIR	0	981,440	900,000	900,000	900,000
TOTAL OPERATING EXPENSES	0	1,514,437	1,725,000	1,396,000	1,725,000
TOTAL NON-CAPITAL PROJECTS - STREETS	0	1,514,437	1,725,000	1,396,000	1,725,000
TOTAL EXPENSES STREETS FUND	-5	11,578,317	10,077,991	9,208,870	11,333,485

<p style="text-align: center;">Fund Special Revenue</p>	<p style="text-align: center;">Department Summary</p>	<p style="text-align: center;">Finance</p>
<p style="text-align: center;">Fund Type Occupation Tax</p>	<p style="text-align: center;">Supervisor Finance Director</p>	<p style="text-align: center;">211</p>

Description

This fund is for the tracking of various occupation taxes including - food and beverage occupation tax that voters renewed effective July 1, 2016; hotel occupation tax that is remitted to Fonner Park; telecommunications occupation tax portion that will be used to pay for a new 911 center; and employment enhancement area tax for economic development that's remitted to the developer.

Budget Narrative

OCCUPATION TAX

	<u>2016</u> <u>Actual</u>	<u>2017</u> <u>Actual</u>	<u>2018</u> <u>Budget</u>	<u>2018</u> <u>Forecast</u>	<u>2019</u> <u>Budget</u>
Beginning Cash Balance	—	457,721	2,679,770	2,403,230	5,576,783
Revenue	726,260	2,934,048	7,879,999	7,879,999	7,879,999
Transfers In	—	1,290,583	—	—	—
Total Resources Available	<u>726,260</u>	<u>4,682,352</u>	<u>10,559,769</u>	<u>10,283,229</u>	<u>13,456,782</u>
Expenditures	268,539	2,231,102	8,541,510	4,448,802	7,038,176
Transfers Out	—	48,020	257,644	257,644	257,765
Total Requirements	<u>268,539</u>	<u>2,279,122</u>	<u>8,799,154</u>	<u>4,706,446</u>	<u>7,295,941</u>
Ending Cash Balance	<u>457,721</u>	<u>2,403,230</u>	<u>1,760,615</u>	<u>5,576,783</u>	<u>6,160,841</u>
Unrestricted Cash	457,721	2,403,230	1,760,615	5,576,783	6,160,841
Restricted Cash	<u>457,721</u>	<u>2,403,230</u>	<u>1,760,615</u>	<u>5,576,783</u>	<u>6,160,841</u>

CITY OF GRAND ISLAND
REVENUES FOR BUDGET YEAR ENDING SEPTEMBER 30, 2019

OCCUPATION TAX	2016 ACTUAL	2017 ACTUAL	2018 BUDGET	2018 FORECAST	2019 BUDGET
OCCUPATION TAX					

HOTEL OCCUPATION TAX					

GENERAL TAX REVENUE					

21100001 74036 HOTEL OCCUPATION TAX	308,770	423,501	450,000	450,000	450,000
TOTAL GENERAL TAX REVENUE	<u>308,770</u>	<u>423,501</u>	<u>450,000</u>	<u>450,000</u>	<u>450,000</u>
OTHER REVENUE					
21100001 74787 INTEREST & DIVIDEND REVENUE	90	1,370	0	0	0
TOTAL OTHER REVENUE	<u>90</u>	<u>1,370</u>	<u>0</u>	<u>0</u>	<u>0</u>
TOTAL HOTEL OCCUPATION TAX	<u>308,860</u>	<u>424,871</u>	<u>450,000</u>	<u>450,000</u>	<u>450,000</u>
EEA OCCUPATION TAX					

GENERAL TAX REVENUE					

21100002 74037 EEA OCCUPATION TAX	2,308	10,102	200,000	200,000	200,000
TOTAL GENERAL TAX REVENUE	<u>2,308</u>	<u>10,102</u>	<u>200,000</u>	<u>200,000</u>	<u>200,000</u>
TOTAL EEA OCCUPATION TAX	<u>2,308</u>	<u>10,102</u>	<u>200,000</u>	<u>200,000</u>	<u>200,000</u>
FOOD & BEV OCCUPATION TAX					

GENERAL TAX REVENUE					

21100003 74038 FOOD & BEV OCCUPATION TAX	408,469	2,206,228	2,100,000	2,100,000	2,100,000
TOTAL GENERAL TAX REVENUE	<u>408,469</u>	<u>2,206,228</u>	<u>2,100,000</u>	<u>2,100,000</u>	<u>2,100,000</u>
OTHER REVENUE					

21100003 74787 INTEREST & DIVIDEND REVENUE	6,623	26,282	0	0	0
21100003 74795 OTHER REVENUE	0	64,500	0	0	0
TOTAL OTHER REVENUE	<u>6,623</u>	<u>90,782</u>	<u>0</u>	<u>0</u>	<u>0</u>

CITY OF GRAND ISLAND
REVENUES FOR BUDGET YEAR ENDING SEPTEMBER 30, 2019

OCCUPATION TAX	2016 ACTUAL	2017 ACTUAL	2018 BUDGET	2018 FORECAST	2019 BUDGET
OTHER FINANCING SRC					

21100003 74845 OTHER BOND PROCEEDS	0	50,001	4,949,999	4,949,999	4,949,999
TOTAL OTHER FINANCING SRC	0	50,001	4,949,999	4,949,999	4,949,999

TOTAL FOOD & BEV OCCUPATION TAX	415,092	2,347,011	7,049,999	7,049,999	7,049,999
TELECOMMUNICATION OCC TAX					

GENERAL TAX REVENUE					

21100004 74034 PSC E911 WIRELESS REVENUE	0	152,064	180,000	180,000	180,000
TOTAL GENERAL TAX REVENUE	0	152,064	180,000	180,000	180,000

TOTAL TELECOMMUNICATION OCC TAX	0	152,064	180,000	180,000	180,000

TOTAL REVENUES	726,260	2,934,048	7,879,999	7,879,999	7,879,999

CITY OF GRAND ISLAND
EXPENSES FOR BUDGET YEAR ENDING SEPTEMBER 30, 2019

OCCUPATION TAX	2016 ACTUAL	2017 ACTUAL	2018 BUDGET	2018 FORECAST	2019 BUDGET
OCCUPATION TAX					

HOTEL OCCUPATION TAX					

OPERATING EXPENSES					

21100001 85486 HOTEL OCCUPATION TAXES PAID	267,572	401,689	450,000	450,000	450,000
21100001 85490 OTHER EXPENDITURES	0	5	0	0	0
TOTAL OPERATING EXPENSES	<u>267,572</u>	<u>401,689</u>	<u>450,000</u>	<u>450,000</u>	<u>450,000</u>
TOTAL HOTEL OCCUPATION TAX	<u>267,572</u>	<u>401,689</u>	<u>450,000</u>	<u>450,000</u>	<u>450,000</u>
EEA OCCUPATION TAX					

OPERATING EXPENSES					

21100002 85491 EEA OCC TAX PRINCIPAL PAID	672	9,441	194,000	97,000	194,000
21100002 85492 EEA OCC TAX INTEREST PAID	266	0	0	0	0
21100002 85493 EEA OCC TAX ADMIN FEE PAID	29	292	6,000	3,000	6,000
TOTAL OPERATING EXPENSES	<u>967</u>	<u>9,733</u>	<u>200,000</u>	<u>100,000</u>	<u>200,000</u>
TOTAL EEA OCCUPATION TAX	<u>967</u>	<u>9,733</u>	<u>200,000</u>	<u>100,000</u>	<u>200,000</u>
FOOD & BEV OCCUPATION TAX					

OPERATING EXPENSES					

21100003 85213 CONTRACT SERVICES	0	0	37,500	12,500	10,000
21100003 85454 ECONOMIC DEVELOPMENT	0	407,777	450,000	445,000	450,000
21100003 85490 OTHER EXPENDITURES	0	21	50	50	50
21100003 85749 GROW GI DONATIONS	0	500,000	500,000	300,000	500,000
TOTAL OPERATING EXPENSES	<u>0</u>	<u>907,798</u>	<u>987,550</u>	<u>757,550</u>	<u>960,050</u>
DEBT SERVICE					

21100003 85716 INTEREST EXPENSE	0	275	50,000	68,112	126,544
21100003 85719 LOAN PRINCIPAL EXPENSE	0	0	0	219,180	447,622
TOTAL DEBT SERVICE	<u>0</u>	<u>275</u>	<u>50,000</u>	<u>287,292</u>	<u>574,166</u>

CITY OF GRAND ISLAND
EXPENSES FOR BUDGET YEAR ENDING SEPTEMBER 30, 2019

OCCUPATION TAX	2016 ACTUAL	2017 ACTUAL	2018 BUDGET	2018 FORECAST	2019 BUDGET
CAPITAL OUTLAY					

21100003 1000 ENG/DESIGN - UNRESTRIC	0	1,400	0	0	0
21100003 1000 30008 ENG/DESIGN - UNRESTRIC	0	19,992	148	148	148
21100003 1000 30013 ENG/DESIGN - UNRESTRIC	0	295,319	157,866	157,866	157,866
21100003 1000 30014 ENG/DESIGN - UNRESTRIC	0	7,982	0	0	0
21100003 2000 30001 CONSTRUCTION - UNRESTR	0	0	150,000	150,000	150,000
21100003 2000 30008 CONSTRUCTION - UNRESTR	0	255,725	42,946	42,946	42,946
21100003 2000 30009 CONSTRUCTION - UNRESTR	0	142,094	0	0	0
21100003 2000 30011 CONSTRUCTION - UNRESTR	0	0	3,000	3,000	3,000
21100003 2000 30012 CONSTRUCTION - UNRESTR	0	9,997	0	0	0
21100003 2000 30013 CONSTRUCTION - UNRESTR	0	65	6,000,000	2,000,000	4,000,000
21100003 9999 UNASSIGNED CAPITAL PROJECTS	0	179,033	500,000	500,000	500,000
TOTAL CAPITAL OUTLAY	0	911,607	6,853,960	2,853,960	4,853,960
TOTAL FOOD & BEV OCCUPATION TAX	0	1,819,680	7,891,510	3,898,802	6,388,176
TOTAL EXPENSES	268,539	2,231,102	8,541,510	4,448,802	7,038,176

Fund Special Revenue	Department Summary	Emergency Management
Fund Type Enhanced 911	Supervisor Emergency Management Director	215

Description

This Enhanced 911 Fund provides for the continuation of the Enhanced 911 (E-911) services. This E-911 Fund is funded by a monthly \$1.00 per-line telephone surcharge on land line telephones in Hall County as authorized by State law.

Budget Narrative

This budget provides for the maintenance of the existing E-911 programs and capabilities, including computer-aided- dispatch. Portions of two (2) FTEs are placed in this Special Revenue Fund to ensure sufficient staff capacity to meet the needs of local agencies and manage our call load.

Personnel

Title	2016	2017	2018	Net Change	2019
Public Safety Dispatcher	0.5	0.5	0.5	0	0.5
Senior Public Safety Dispatcher	0	0	0	0	0
Totals:	0.5	0.5	0.5	0	0.5

ENHANCED 911

	<u>2016</u> <u>Actual</u>	<u>2017</u> <u>Actual</u>	<u>2018</u> <u>Budget</u>	<u>2018</u> <u>Forecast</u>	<u>2019</u> <u>Budget</u>
Beginning Cash Balance	717,755	765,642	706,184	636,431	679,103
Revenue	205,080	161,995	230,811	237,958	230,811
Transfers In	—	—	—	1,834	—
Total Resources Available	922,835	927,637	936,995	876,223	909,914
Expenditures	157,193	236,330	695,367	197,120	841,630
Transfers Out	—	54,876	—	—	—
Total Requirements	157,193	291,206	695,367	197,120	841,630
Ending Cash Balance	765,642	636,431	241,628	679,103	68,284

CITY OF GRAND ISLAND
REVENUES FOR BUDGET YEAR ENDING SEPTEMBER 30, 2019

ENHANCED 911	2016 ACTUAL	2017 ACTUAL	2018 BUDGET	2018 FORECAST	2019 BUDGET
ENHANCED 911					

OTHER REVENUE					

21520001 74799 CREDIT CARD REBATE	811	979	811	1,423	811
TOTAL OTHER REVENUE	<u>811</u>	<u>979</u>	<u>811</u>	<u>1,423</u>	<u>811</u>
TOTAL ENHANCED 911	<u>811</u>	<u>979</u>	<u>811</u>	<u>1,423</u>	<u>811</u>
ENHANCED 911					

GENERAL TAX REVENUE					

21520006 74055 TELEPHONE SURCHARGE	204,269	158,200	230,000	236,535	230,000
TOTAL GENERAL TAX REVENUE	<u>204,269</u>	<u>158,200</u>	<u>230,000</u>	<u>236,535</u>	<u>230,000</u>
OTHER REVENUE					

21520006 74773 CO-PAY HEALTH INSURANCE	0	2,816	0	0	0
TOTAL OTHER REVENUE	<u>0</u>	<u>2,816</u>	<u>0</u>	<u>0</u>	<u>0</u>
TOTAL ENHANCED 911	<u>204,269</u>	<u>161,016</u>	<u>230,000</u>	<u>236,535</u>	<u>230,000</u>
TOTAL REVENUES	<u>205,080</u>	<u>161,995</u>	<u>230,811</u>	<u>237,958</u>	<u>230,811</u>

CITY OF GRAND ISLAND
REVENUES FOR BUDGET YEAR ENDING SEPTEMBER 30, 2019

ENHANCED 911	2016 ACTUAL	2017 ACTUAL	2018 BUDGET	2018 FORECAST	2019 BUDGET
ENHANCED 911					

PERSONNEL SERVICES					

21520006 85105 SALARIES - REGULAR	24,159	23,376	23,842	23,842	25,021
21520006 85110 SALARIES - OVERTIME	1,109	4,678	1,000	1,000	2,000
21520006 85115 F.I.C.A. PAYROLL TAXES	1,741	5,884	7,581	7,581	7,816
21520006 85120 HEALTH INSURANCE	11,737	30,055	21,321	21,321	20,232
21520006 85125 LIFE INSURANCE	43	155	174	174	204
21520006 85130 DISABILITY INSURANCE	44	147	148	148	192
21520006 85145 PENSION CONTRIBUTION	1,516	5,112	5,946	5,946	6,130
21520006 85150 WORKERS COMPENSATION	73	75	75	75	75
21520006 85160 OTHER EMPLOYEE BENEFITS	0	0	100	200	200
21520006 85161 VEBA	216	692	780	1,560	780
TOTAL PERSONNEL SERVICES	<u>40,638</u>	<u>70,174</u>	<u>60,967</u>	<u>61,847</u>	<u>62,650</u>
OPERATING EXPENSES					

21520006 85213 CONTRACT SERVICES	37,223	43,135	40,000	40,000	56,000
21520006 85241 COMPUTER SERVICES	14,124	39,017	20,000	20,000	20,000
21520006 85290 OTHER PROFESSIONAL & TECH	34,322	39,150	40,600	40,600	65,000
21520006 85305 UTILITY SERVICES	0	154	0	0	0
21520006 85325 REPAIR & MAINT - MACH & EQU	18,735	2,898	20,000	20,000	20,000
21520006 85330 REPAIR & MAINT - OFF FURN &	2,612	1,485	2,000	2,000	2,000
21520006 85401 GENERAL LIABILITY INSURANCE	1,651	1,684	1,800	1,800	1,800
21520006 85422 DUES & SUBSCRIPTIONS	460	395	500	1,173	700
21520006 85428 TRAVEL & TRAINING	1,410	4,260	4,000	4,000	4,000
21520006 85505 OFFICE SUPPLIES	327	1,698	1,500	2,700	3,000
21520006 85540 MISC OPERATING EQUIPMENT	2,469	0	4,000	3,000	5,000
TOTAL OPERATING EXPENSES	<u>113,333</u>	<u>133,876</u>	<u>134,400</u>	<u>135,273</u>	<u>177,500</u>
CAPITAL OUTLAY					

21520006 85615 MACHINERY AND EQUIPMENT	3,222	32,280	500,000	0	601,480
TOTAL CAPITAL OUTLAY	<u>3,222</u>	<u>32,280</u>	<u>500,000</u>	<u>0</u>	<u>601,480</u>
TOTAL ENHANCED 911	<u>157,193</u>	<u>236,330</u>	<u>695,367</u>	<u>197,120</u>	<u>841,630</u>
TOTAL EXPENSES	<u>157,193</u>	<u>236,330</u>	<u>695,367</u>	<u>197,120</u>	<u>841,630</u>

Fund Special Revenue	Department Summary	Emergency Management
Fund Type PSC Wireless	Supervisor Emergency Management Director	216

Description

Similar to the Landline Enhanced 911 Fund, this PSC Wireless Fund provides for the continuation of the Enhanced 911 (E-911) Emergency Communications System through use of Wireless E-911 Fees distributed to the GIEC by the Public Service Commission through its Support Allocation Model.

Wireless E-911 provides essential information with each wireless 911 call in the form of a display that provides the GPS location of the call, jurisdiction and proper response for public-safety agencies including law enforcement, fire service, emergency medical service and general emergency services. E-911 is funded by a monthly \$0.45 per-line wireless handset surcharge authorized by State Law, collected by the State PSC and distributed to local PSAPs.

Budget Narrative

This budget provides for portions of three (3) FTE wages according to the Wireless ratio of 911 calls. All expenses in this Wireless Fund must meet eligibility requirements defined by the PSC. Unspent funds are maintained in a fund balance for the future purchase of equipment and can only be spent following application to the PSC.

Personnel

Title	2016	2017	2018	Net Change	2019
Public Safety Dispatcher	1.5	1.5	2.25	0	2.25
Totals:	1.5	1.5	2.25	0	2.25

PSC WIRELESS

	<u>2016</u> <u>Actual</u>	<u>2017</u> <u>Actual</u>	<u>2018</u> <u>Budget</u>	<u>2018</u> <u>Forecast</u>	<u>2019</u> <u>Budget</u>
Beginning Cash Balance	80,089	108,137	158,337	222,203	223,940
Revenue	132,815	116,424	118,404	118,404	119,588
Transfers In	—	54,876	—	—	—
Total Resources Available	<u>212,904</u>	<u>279,437</u>	<u>276,741</u>	<u>340,607</u>	<u>343,528</u>
Expenditures	104,767	57,234	174,833	114,833	293,667
Transfers Out	—	—	—	1,834	—
Total Requirements	<u>104,767</u>	<u>57,234</u>	<u>174,833</u>	<u>116,667</u>	<u>293,667</u>
Ending Cash Balance	<u>108,137</u>	<u>222,203</u>	<u>101,908</u>	<u>223,940</u>	<u>49,861</u>
Unrestricted Cash	108,137	222,203	101,908	223,940	49,861
Restricted Cash	<u>108,137</u>	<u>222,203</u>	<u>101,908</u>	<u>223,940</u>	<u>49,861</u>

CITY OF GRAND ISLAND
REVENUES FOR BUDGET YEAR ENDING SEPTEMBER 30, 2019

PSC WIRELESS FUND	2016 ACTUAL	2017 ACTUAL	2018 BUDGET	2018 FORECAST	2019 BUDGET

GENERAL TAX REVENUE					

21620006 74034 PSC E911 WIRELESS REVENUE	125,837	116,343	118,404	118,404	119,588
TOTAL GENERAL TAX REVENUE	<u>125,837</u>	<u>116,343</u>	<u>118,404</u>	<u>118,404</u>	<u>119,588</u>
OTHER REVENUE					

21620006 74773 CO-PAY HEALTH INSURANCE	6,978	0	0	0	0
21620006 74799 CREDIT CARD REBATE	0	81	0	0	0
TOTAL OTHER REVENUE	<u>6,978</u>	<u>81</u>	<u>0</u>	<u>0</u>	<u>0</u>
TOTAL PSC WIRELESS	<u>132,815</u>	<u>116,424</u>	<u>118,404</u>	<u>118,404</u>	<u>119,588</u>
TOTAL REVENUES	<u><u>132,815</u></u>	<u><u>116,424</u></u>	<u><u>118,404</u></u>	<u><u>118,404</u></u>	<u><u>119,588</u></u>

CITY OF GRAND ISLAND
EXPENSES FOR BUDGET YEAR ENDING SEPTEMBER 30, 2019

PSC WIRELESS FUND	2016 ACTUAL	2017 ACTUAL	2018 BUDGET	2018 FORECAST	2019 BUDGET

PERSONNEL SERVICES					

21620006 85105 SALARIES - REGULAR	62,024	57,215	109,893	109,893	111,792
21620006 85110 SALARIES - OVERTIME	3,244	0	4,940	4,940	5,875
21620006 85115 F.I.C.A. PAYROLL TAXES	4,495	6	0	0	0
21620006 85120 HEALTH INSURANCE	30,250	-23	0	0	0
21620006 85125 LIFE INSURANCE	131	0	0	0	0
21620006 85130 DISABILITY INSURANCE	112	0	0	0	0
21620006 85145 PENSION CONTRIBUTION	3,916	4	0	0	0
21620006 85150 WORKERS COMPENSATION	31	31	0	0	0
216200006 85161 HRA-VEBA	564	1	0	0	0
TOTAL PERSONNEL SERVICES	<u>104,767</u>	<u>57,234</u>	<u>114,833</u>	<u>114,833</u>	<u>117,667</u>
CAPITAL OUTLAY					

21620006 85615 MACHINERY AND EQUIPMENT	0	0	60,000	0	176,000
TOTAL CAPITAL OUTLAY	<u>0</u>	<u>0</u>	<u>60,000</u>	<u>0</u>	<u>176,000</u>
TOTAL PSC WIRELESS	<u>104,767</u>	<u>57,234</u>	<u>174,833</u>	<u>114,833</u>	<u>293,667</u>
TOTAL EXPENSES	<u>104,767</u>	<u>57,234</u>	<u>174,833</u>	<u>114,833</u>	<u>293,667</u>

Fund Special Revenue	Department Summary	Finance
Fund Type Keno	Supervisor Finance Director	220

Description

This fund provides Keno gaming proceeds from Hall County. The City and County have an interlocal agreement that provides each with 50% of the proceeds for governmental purpose as defined by Nebraska Statute, Section 9. The Interlocal Agreement was renewed on January 22, 2008 to run through December 31, 2018. Upon expiration of any term, this agreement shall automatically renew for an additional five year term unless terminated as provided. Keno was approved by the Hall County voters on May 12, 1993 for operation in Hall County. Hall County has operational control, accountability, and liability. The City of Grand Island does not share in keno proceeds outside of the City's zoning jurisdiction.

Budget Narrative

Multiple sites are approved for Keno operations in Hall County. Keno proceeds will fund various projects for the Parks and Recreation department. Estimated annual Keno revenue is \$300,000.

KENO

	<u>2016</u> <u>Actual</u>	<u>2017</u> <u>Actual</u>	<u>2018</u> <u>Budget</u>	<u>2018</u> <u>Forecast</u>	<u>2019</u> <u>Budget</u>
Beginning Cash Balance	199,317	142,314	402,444	403,535	228,535
Revenue	242,997	261,221	260,200	305,000	307,500
Transfers In	—	—	—	—	—
Total Resources Available	<u>442,314</u>	<u>403,535</u>	<u>662,644</u>	<u>708,535</u>	<u>536,035</u>
Expenditures	—	—	500,000	480,000	400,000
Transfers Out	300,000	—	—	—	—
Total Requirements	<u>300,000</u>	<u>—</u>	<u>500,000</u>	<u>480,000</u>	<u>400,000</u>
Ending Cash Balance	<u>142,314</u>	<u>403,535</u>	<u>162,644</u>	<u>228,535</u>	<u>136,035</u>

CITY OF GRAND ISLAND
REVENUES FOR BUDGET YEAR ENDING SEPTEMBER 30, 2019

KENO	2016 ACTUAL	2017 ACTUAL	2018 BUDGET	2018 FORECAST	2019 BUDGET

OTHER REVENUE					

22010001 74746 KENO PROCEEDS	241,939	259,570	260,000	300,000	300,000
22010001 74787 INTEREST & DIVIDEND REVENUE	1,058	1,651	200	5,000	7,500
TOTAL OTHER REVENUE	<u>242,997</u>	<u>261,221</u>	<u>260,200</u>	<u>305,000</u>	<u>307,500</u>
 TOTAL KENO	 <u>242,997</u>	 <u>261,221</u>	 <u>260,200</u>	 <u>305,000</u>	 <u>307,500</u>
 TOTAL REVENUES	 <u><u>242,997</u></u>	 <u><u>261,221</u></u>	 <u><u>260,200</u></u>	 <u><u>305,000</u></u>	 <u><u>307,500</u></u>

CITY OF GRAND ISLAND
EXPENSES FOR BUDGET YEAR ENDING SEPTEMBER 30, 2019

KENO	2016 ACTUAL	2017 ACTUAL	2018 BUDGET	2018 FORECAST	2019 BUDGET

CAPITAL OUTLAY					

22010001 9999 UNASSIGNED CAPITAL PROJECTS	.00	.00	500,000.00	480,000.00	400,000.00
TOTAL CAPITAL OUTLAY	.00	.00	500,000.00	480,000.00	400,000.00

TOTAL KENO	.00	.00	500,000.00	480,000.00	400,000.00

TOTAL EXPENSES	.00	.00	500,000.00	480,000.00	400,000.00
=====					

Fund Special Revenue	Department Summary	Public Works
Fund Type Metropolitan Planning	Supervisor Public Works Director	225

Description

In March of 2012, Grand Island was declared a Metropolitan Statistical Area with a core population within the urbanized area of more than 50,000 people. As a result the City of Grand Island created the Grand Island Area Metropolitan Planning Organization (GIA;MPO) which has been designated as the Metropolitan Planning Organization (MPO), by the Governor, through the Nebraska Department of Transportation. In accordance with Fixing America’s Surface Transportation (FAST) Act , GIAMPO is to develop a transportation planning process, provide transportation planning services, consultation and a forum for public input for the significant transportation projects in and around Grand Island.

Budget Narrative

The budgeted activities were approved by the GIAMPO Policy Board and submitted to the State of Nebraska in June 2017. The activities include planning for transportation projects of regional impact, transit projects and public involvement in those planning projects. The Federal Highway Administration and Federal Transit Administration provide funding for these activities at up to 80% of the overall cost of those activities limited to the funding available. The City of Grand Island is responsible for providing the match.

Personnel

Title	2016	2017	2018	Net Change	2019
MPO Program Manager	1	1	1	0	1
Totals:	1	1	1	0	1

METROPOLITAN PLANNING ORGANIZATOIN

	<u>2016</u> <u>Actual</u>	<u>2017</u> <u>Actual</u>	<u>2018</u> <u>Budget</u>	<u>2018</u> <u>Forecast</u>	<u>2019</u> <u>Budget</u>
Beginning Cash Balance	20,575	331,079	320,476	317,723	301,682
Revenue	262,038	93,477	136,674	86,307	229,354
Transfers In	465,000	—	—	—	—
Total Resources Available	<u>747,613</u>	<u>424,556</u>	<u>457,150</u>	<u>404,030</u>	<u>531,036</u>
Expenditures	416,534	106,833	168,820	102,348	283,143
Transfers Out	—	—	—	—	—
Total Requirements	<u>416,534</u>	<u>106,833</u>	<u>168,820</u>	<u>102,348</u>	<u>283,143</u>
Ending Cash Balance	<u>331,079</u>	<u>317,723</u>	<u>288,330</u>	<u>301,682</u>	<u>247,893</u>

CITY OF GRAND ISLAND
REVENUES FOR BUDGET YEAR ENDING SEPTEMBER 30, 2019

METROPOLITAN PLANNING ORGANIZATION	2016 ACTUAL	2017 ACTUAL	2018 BUDGET	2018 FORECAST	2019 BUDGET

INTERGOVERNMENTAL					

22522501 74306 PLANNING FUNDS	106,094	90,911	103,362	86,307	229,354
22522501 74308 STATEPLAN FOR LONG RANGE TP	149,442	0	0	0	0
TOTAL INTERGOVERNMENTAL	<u>255,536</u>	<u>90,911</u>	<u>103,362</u>	<u>86,307</u>	<u>229,354</u>
OTHER REVENUE					

22522501 74773 CO-PAY HEALTH INSURANCE	891	1,004	0	0	0
22522501 74787 INTEREST & DIVIDEND REVENUE	241	1,547	0	0	0
22522501 74799 CREDIT CARD REBATE	6	15	5	0	0
TOTAL OTHER REVENUE	<u>1,138</u>	<u>2,566</u>	<u>5</u>	<u>0</u>	<u>0</u>
TOTAL METROPOLITAN PLANNING ORG	<u>256,674</u>	<u>93,477</u>	<u>103,367</u>	<u>86,307</u>	<u>229,354</u>
TRANSIT PLANNING					

INTERGOVERNMENTAL					

22522502 74311 2013 TRANSIT PLANNING	5,364	0	33,307	0	0
TOTAL INTERGOVERNMENTAL	<u>5,364</u>	<u>0</u>	<u>33,307</u>	<u>0</u>	<u>0</u>
TOTAL TRANSIT PLANNING	<u>5,364</u>	<u>0</u>	<u>33,307</u>	<u>0</u>	<u>0</u>
TOTAL REVENUES	<u>262,038</u>	<u>93,477</u>	<u>136,674</u>	<u>86,307</u>	<u>229,354</u>

CITY OF GRAND ISLAND
EXPENSES FOR BUDGET YEAR ENDING SEPTEMBER 30, 2019

METROPOLITAN PLANNING ORGANIZATION	2016 ACTUAL	2017 ACTUAL	2018 BUDGET	2018 FORECAST	2019 BUDGET

PERSONNEL SERVICES					

22522501 85105 SALARIES - REGULAR	58,594	65,328	69,381	68,900	72,485
22522501 85115 F.I.C.A. PAYROLL TAXES	4,340	4,679	5,308	5,020	5,545
22522501 85120 HEALTH INSURANCE	5,989	19,550	15,780	15,860	25,020
22522501 85125 LIFE INSURANCE	52	86	87	100	102
22522501 85130 DISABILITY INSURANCE	87	121	139	165	185
22522501 85145 PENSION CONTRIBUTION	3,516	3,920	4,163	4,140	4,349
22522501 85150 WORKERS COMPENSATION	72	61	61	61	65
22522501 85160 OTHER EMPLOYEE BENEFITS	820	0	20	0	20
22522501 85161 HRA-VEBA	486	765	780	780	780
TOTAL PERSONNEL SERVICES	<u>73,956</u>	<u>94,510</u>	<u>95,719</u>	<u>95,026</u>	<u>108,551</u>
OPERATING EXPENSES					

22522501 85241 COMPUTER SERVICES	0	0	2,103	2,103	2,424
22522501 85250 UNIFIED PLANNING WORK PROG	0	0	500	0	0
22522501 85251 TRANSPORT IMPROV PROG	1,824	170	500	0	0
22522501 85252 PUBLIC PARTICIPATION PROCES	452	505	2,500	1,000	2,500
22522501 85253 LONG-RANGE TRANSPORTATION P	0	8,006	16,500	0	0
22522501 85254 ADMIN/SYSTEMS MANAGEMENT	3,108	1,521	3,675	1,600	3,173
22522501 85255 TRANSIT PLANNING	0	0	2,590	494	1,000
22522501 85256 DEVELOPMENT OF PPP&LRTP CON	334,956	0	0	0	157,620
22522501 85257 SHORT RANGE TRANSIT	0	0	500	0	5,000
22522501 85410 TELEPHONE EXPENSE	16	18	25	25	25
22522501 85413 POSTAGE	0	0	0	0	250
22522501 85422 DUES & SUBSCRIPTIONS	441	473	800	800	800
22522501 85428 TRAVEL & TRAINING	0	178	1,773	1,300	1,800
TOTAL OPERATING EXPENSES	<u>340,797</u>	<u>10,871</u>	<u>31,466</u>	<u>7,322</u>	<u>174,592</u>
TOTAL METROPOLITAN PLANNING ORG	<u>414,753</u>	<u>105,381</u>	<u>127,185</u>	<u>102,348</u>	<u>283,143</u>
TRANSIT PLANNING					

OPERATING EXPENSES					

22522502 85255 TRANSIT PLANNING	1,781	1,452	41,635	0	0
TOTAL OPERATING EXPENSES	<u>1,781</u>	<u>1,452</u>	<u>41,635</u>	<u>0</u>	<u>0</u>
TOTAL EXPENSES	416,534	106,833	168,820	102,348	283,143

Fund Special Revenue	Department Summary	Public Works
Fund Type Public Transit	Supervisor Public Works Director	226

Description

In March of 2012, Grand Island was declared a Metropolitan Statistical Area with a core population within the urbanized area of more than 50,000 people. As a result of this designation the City of Grand Island began to receive an annual allocation of 5307 Urban Transit funds as transit services provided within the urbanized area are no longer eligible to participate in the Section 5311 Rural Transit Program available through Hall County. Hall County and the City of Grand Island cooperatively provide transportation services within Hall County and the urbanized area of the City of Grand Island through an Interlocal Agreement. In FY 2016-2017, the Grand Island Area MPO undertook a Transit Needs Analysis Study scheduled to be completed in November 2017. The City of Grand Island has been awarded funds to conduct the study from the Section 5307 program.

Budget Narrative

For this budget year the City of Grand Island intends to continue to provide public transit services within Hall County through a contracted service provider. The City of Grand Island's Transit Program anticipates utilizing 5307 Urban Transit Funds, the City of Grand Island's local match from the general fund, and State of Nebraska Public Transportation Assistance Program funds to cover all capital and operating costs. Substantial operating changes are anticipated in the future, based on the recommendations of the soon to be completed transit needs study. Such changes may require a new operating contract and a new interlocal agreement with Hall County.

Personnel

Title	2016	2017	2018	Net Change	2019
Transit Program Mngr	0	1	1	0	1
Totals:	0	1	1	0	1

TRANSIT FUND

	<u>2016</u> <u>Actual</u>	<u>2017</u> <u>Actual</u>	<u>2018</u> <u>Budget</u>	<u>2018</u> <u>Forecast</u>	<u>2019</u> <u>Budget</u>
Beginning Cash Balance	814	12,197	12,196	(13,528)	79,194
Revenue	2	381,363	1,288,496	470,000	903,100
Transfers In	115,000	160,000	160,000	160,000	160,000
Total Resources Available	<u>115,816</u>	<u>553,560</u>	<u>1,460,692</u>	<u>616,472</u>	<u>1,142,294</u>
Expenditures	103,619	567,088	832,586	537,278	1,108,957
Transfers Out	—	—	—	—	—
Total Requirements	<u>103,619</u>	<u>567,088</u>	<u>832,586</u>	<u>537,278</u>	<u>1,108,957</u>
Ending Cash Balance	<u>12,197</u>	<u>(13,528)</u>	<u>628,106</u>	<u>79,194</u>	<u>33,337</u>

CITY OF GRAND ISLAND
REVENUES FOR BUDGET YEAR ENDING SEPTEMBER 30, 2019

TRANSIT FUND	2016 ACTUAL	2017 ACTUAL	2018 BUDGET	2018 FORECAST	2019 BUDGET

INTERGOVERNMENTAL					

22622601 74360 FEDERAL GRANTS	0	285,503	495,008	380,000	714,300
22622601 74365 STATE GRANTS	0	95,860	161,465	90,000	188,800
TOTAL INTERGOVERNMENTAL	0	381,363	656,473	470,000	903,100
OTHER REVENUE					

22622601 74787 INTEREST & DIVIDEND	2	0	2	0	0
22622601 74795 OTHER REVENUE	0	0	632,021	0	0
TOTAL OTHER REVENUE	2	0	632,023	0	0
TRANSIT FUND	2	381,363	1,288,496	470,000	903,100
TOTAL REVENUES	2	381,363	1,288,496	470,000	903,100

CITY OF GRAND ISLAND
EXPENSES FOR BUDGET YEAR ENDING SEPTEMBER 30, 2019

TRANSIT FUND	2016 ACTUAL	2017 ACTUAL	2018 BUDGET	2018 FORECAST	2019 BUDGET

PERSONNEL SERVICES					

22622601 85105 SALARIES - REGULAR	0	23,582	65,765	65,000	67,372
22622601 85115 F.I.C.A. PAYROLL TAXES	0	1,622	5,159	4,600	5,154
22622601 85120 HEALTH INSURANCE	0	7,062	15,780	10,300	10,116
22622601 85125 LIFE INSURANCE	0	31	87	87	102
22622601 85130 DISABILTY INSURANCE	0	42	135	135	172
22622601 85145 PENSION CONTRIBUTION	0	1,415	4,047	3,900	4,042
22622601 85150 WORKERS COMPENSATION	0	0	300	300	299
22622601 85160 OTHER EMPLOYEE BENEFITS	0	0	20	20	20
22622601 85161 HRA-VEBA	0	300	390	800	780
TOTAL PERSONNEL SERVICES	<u>0</u>	<u>34,054</u>	<u>91,683</u>	<u>85,142</u>	<u>88,057</u>
OPERATING EXPENSES					

22622601 85213 CONTRACT SERVICES	103,619	425,850	674,800	400,000	976,600
22622601 85241 COMPUTER SERVICES	0	0	2,103	2,103	8,000
22622601 85259 TRANSIT STUDY NEEDS	0	107,184	64,000	48,793	0
22622601 85410 TELEPHONE EXPENSE	0	0	0	40	1,000
22622601 85419 LEGAL NOTICES	0	0	0	200	300
22622601 85428 TRAVEL & TRAINING	0	0	0	1,000	2,500
22622601 85505 OFFICE SUPPLIES	0	0	0	0	500
22622601 85540 SMALL TOOLS & PARTS	0	0	0	0	32,000
TOTAL OPERATING EXPENSES	<u>103,619</u>	<u>533,034</u>	<u>740,903</u>	<u>452,136</u>	<u>1,020,900</u>
TOTAL TRANSIT FUND	<u>103,619</u>	<u>567,088</u>	<u>832,586</u>	<u>537,278</u>	<u>1,108,957</u>
TOTAL EXPENSES	<u>103,619</u>	<u>567,088</u>	<u>832,586</u>	<u>537,278</u>	<u>1,108,957</u>

Fund Special Revenue	Department Summary	Community Development
Fund Type Community Youth Council	Supervisor City Administrator	229

Description

The Community Youth Council (CYC) was formed in 1995 to address the growing concerns facing the youth of our community, such as racism, drug and alcohol abuse, gang activity, lack of positive role models, free alternative activities, and a community commitment to youth. At startup time the group received a Family Preservation grant from the Nebraska Children and Families Foundation for funding of the program. For many years there was a paid CYC coordinator who helped facilitate a variety of programs that supported youth and neighborhood development. As grant funding decreased, the position of coordinator was moved to different departments in the City and is currently managed by the public information officer.

The CYC has approximately 23 members who are sophomores, juniors, and seniors representing all four high schools. In addition, the group has eight adult board members. The program provides leadership development, exposure to government processes, access to elected officials, opportunity to support community issues concerning youth, and activities and events that are youth and family friendly.

Budget Narrative

The CYC strives to always cover a portion of the costs associated with their sponsored events and service projects through sponsorships, donations, and grants. The CYC budget is used in conjunction with the dollars raised to cover project and general program costs.

COMMUNITY YOUTH COUNCIL

	<u>2016</u>	<u>2017</u>	<u>2018</u>	<u>2018</u>	<u>2019</u>
	<u>Actual</u>	<u>Actual</u>	<u>Budget</u>	<u>Forecast</u>	<u>Budget</u>
Beginning Cash Balance	37,407	38,813	30,818	40,336	32,342
Revenue	2,748	7,112	4,206	4,206	4,206
Transfers In	—	—	—	—	—
Total Resources Available	<u>40,155</u>	<u>45,925</u>	<u>35,024</u>	<u>44,542</u>	<u>36,548</u>
Expenditures	1,342	5,589	12,200	12,200	12,200
Transfers Out	—	—	—	—	—
Total Requirements	<u>1,342</u>	<u>5,589</u>	<u>12,200</u>	<u>12,200</u>	<u>12,200</u>
Ending Cash Balance	<u>38,813</u>	<u>40,336</u>	<u>22,824</u>	<u>32,342</u>	<u>24,348</u>

CITY OF GRAND ISLAND
REVENUES FOR BUDGET YEAR ENDING SEPTEMBER 30, 2019

COMMUNITY YOUTH COUNCIL	2016 ACTUAL	2017 ACTUAL	2018 BUDGET	2018 FORECAST	2019 BUDGET

INTERGOVERNMENTAL					

22910001 74360 FEDERAL GRANTS	0	5,000	500	500	500
TOTAL INTERGOVERNMENTAL	0	5,000	500	500	500
OTHER REVENUE					

22910001 74736 DONTATIONS & CONTRIBUTIONS	2,505	1,890	3,500	3,500	3,500
22910001 74787 INTEREST & DIVIDEND	187	199	150	150	150
22910001 74799 CREDIT CARD REBATE	56	23	56	56	56
TOTAL OTHER REVENUE	2,748	2,112	3,706	3,706	3,706
TOTAL COMMUNITY YOUTH COUNCIL	2,748	7,112	4,206	4,206	4,206
TOTAL REVENUES	2,748	7,112	4,206	4,206	4,206

CITY OF GRAND ISLAND
EXPENSES FOR BUDGET YEAR ENDING SEPTEMBER 30, 2019

COMMUNITY YOUTH COUNCIL	2016 ACTUAL	2017 ACTUAL	2018 BUDGET	2018 FORECAST	2019 BUDGET

OPERATING EXPENSES					

22910001 85245 PRINTING & BINDING	61	226	500	500	500
22910001 85410 TELEPHONE EXPENSE	0	0	100	100	100
22910001 85416 ADVERTISING	19	0	750	750	750
22910001 85419 LEGAL NOTICES	0	0	50	50	50
22910001 85428 TRAVEL & TRAINING	0	100	300	300	300
22910001 85490 OTHER EXPENDITURES	990	5,032	5,000	5,000	5,000
22910001 85505 OFFICE SUPPLIES	152	164	1,000	1,000	1,000
22910001 85590 SUPPLIES	120	67	4,500	4,500	4,500
TOTAL OPERATING EXPENSES	1,342	5,589	12,200	12,200	12,200
TOTAL COMMUNITY YOUTH COUNCIL	1,342	5,589	12,200	12,200	12,200
TOTAL EXPENSES	1,342	5,589	12,200	12,200	12,200

Fund Special Revenue	Department Summary	Community Development
Fund Type Revolving Loan	Supervisor Planning Director	237

Description

This account was originally created to recapture loan payments from a 1993 Economic Development loan (\$340,000) to Nova-Tech, Inc., a Grand Island biotechnology company. The Nova-Tech account is paid in full. As of June 2009, program income from a \$250,000 Economic Development loan, made to Standard Iron in 2004 (04-ED-003) was moved from grant account 25111615 into this Revolving Loan fund. All loan payments and other economic development income are deposited into the Economic Development Revolving Loan (Program Income) fund and are available as Economic Development capital for business development. All activities funded by the Revolving Loan Fund must follow Community Development Block Grant special conditions.

Budget Narrative

Revolving loan fund loan pay-offs may be used for other Community Development Block Grants and Economic Development projects as outlined in the City of Grand Island's Economic Development "Program Income Re-use" plan.

REVOLVING LOAN

	<u>2016</u> <u>Actual</u>	<u>2017</u> <u>Actual</u>	<u>2018</u> <u>Budget</u>	<u>2018</u> <u>Forecast</u>	<u>2019</u> <u>Budget</u>
Beginning Cash Balance	163,405	181,314	99,671	199,228	217,585
Revenue	17,909	17,914	18,357	18,357	18,357
Transfers In	—	—	—	—	—
Total Resources Available	<u>181,314</u>	<u>199,228</u>	<u>118,028</u>	<u>217,585</u>	<u>235,942</u>
Expenditures	—	—	100,000	—	100,000
Transfers Out	—	—	—	—	—
Total Requirements	<u>—</u>	<u>—</u>	<u>100,000</u>	<u>—</u>	<u>100,000</u>
Ending Cash Balance	<u>181,314</u>	<u>199,228</u>	<u>18,028</u>	<u>217,585</u>	<u>135,942</u>

CITY OF GRAND ISLAND
REVENUES FOR BUDGET YEAR ENDING SEPTEMBER 30, 2019

REVOLVING LOAN	2016 ACTUAL	2017 ACTUAL	2018 BUDGET	2018 FORECAST	2019 BUDGET

OTHER REVENUE					

23710001 74787 INTEREST & DIVIDEND REVENUE	52	57	500	500	500
23710001 74788 23715 STANDARD IRON LOAN	17,857	17,857	17,857	17,857	17,857
TOTAL OTHER REVENUE	<u>17,909</u>	<u>17,914</u>	<u>18,357</u>	<u>18,357</u>	<u>18,357</u>
TOTAL REVOLVING LOAN	<u>17,909</u>	<u>17,914</u>	<u>18,357</u>	<u>18,357</u>	<u>18,357</u>
TOTAL REVENUES	<u><u>17,909</u></u>	<u><u>17,914</u></u>	<u><u>18,357</u></u>	<u><u>18,357</u></u>	<u><u>18,357</u></u>

CITY OF GRAND ISLAND
EXPENSES FOR BUDGET YEAR ENDING SEPTEMBER 30, 2019

REVOLVING LOAN	2016 ACTUAL	2017 ACTUAL	2018 BUDGET	2018 FORECAST	2019 BUDGET

OPERATING EXPENSES					

23710001 85490 OTHER EXPENDITURES	0	0	100,000	0	100,000
TOTAL OPERATING EXPENSES	0	0	100,000	0	100,000
TOTAL REVOLVING LOAN	0	0	100,000	0	100,000
TOTAL EXPENSES	0	0	100,000	0	100,000

Fund Special Revenue	Department Summary	Finance
Fund Type Economic Development	Supervisor Finance Director	238

Description

In the November 2012 election, voters renewed the City’s Local Option Economic Development Program requiring the City to set aside \$750,000 per year for 10 years to promote economic development. This fund reflects the transfer in from the General Fund and subsequent expenditures those funds use to provide incentives for business recruitment and retention. Funds are required to be segregated and expenditures are to be recommended by the Economic Development Corporation Executive Board, reviewed by the Citizens’ Advisory Review Committee, then finally submitted to the Mayor and City Council for approval. The 2012-2013 budget reflected the final year of the City’s first Local Option Economic Development Program passed by citizens in May, 2003.

Budget Narrative

As part of the LB840 plan, an annual \$22,500 administrative fee is designated back to the City’s General Fund from the \$750,000.

ECONOMIC DEVELOPMENT

	<u>2016</u> <u>Actual</u>	<u>2017</u> <u>Actual</u>	<u>2018</u> <u>Budget</u>	<u>2018</u> <u>Forecast</u>	<u>2019</u> <u>Budget</u>
Beginning Cash Balance	615,606	967,860	697,760	1,235,054	1,375,329
Revenue	71,319	6,069	2,400	2,775	3,000
Transfers In	750,000	750,000	750,000	750,000	750,000
Total Resources Available	<u>1,436,925</u>	<u>1,723,929</u>	<u>1,450,160</u>	<u>1,987,829</u>	<u>2,128,329</u>
Expenditures	469,065	488,875	1,022,500	612,500	1,022,500
Transfers Out	—	—	—	—	—
Total Requirements	<u>469,065</u>	<u>488,875</u>	<u>1,022,500</u>	<u>612,500</u>	<u>1,022,500</u>
Ending Cash Balance	<u>967,860</u>	<u>1,235,054</u>	<u>427,660</u>	<u>1,375,329</u>	<u>1,105,829</u>

CITY OF GRAND ISLAND
REVENUES FOR BUDGET YEAR ENDING SEPTEMBER 30, 2019

ECONOMIC DEVELOPMENT	2016 ACTUAL	2017 ACTUAL	2018 BUDGET	2018 FORECAST	2019 BUDGET

OTHER REVENUE					

23811402 74787 INTEREST & DIVIDEND	4,519	6,069	2,400	2,775	3,000
23811402 74788 LOAN PROCEEDS-PRINCIPAL	66,800	0	0	0	0
TOTAL OTHER REVENUE	<u>71,319</u>	<u>6,069</u>	<u>2,400</u>	<u>2,775</u>	<u>3,000</u>
TOTAL ECONOMIC DEVELOPMENT	<u>71,319</u>	<u>6,069</u>	<u>2,400</u>	<u>2,775</u>	<u>3,000</u>
TOTAL REVENUES	<u><u>71,319</u></u>	<u><u>6,069</u></u>	<u><u>2,400</u></u>	<u><u>2,775</u></u>	<u><u>3,000</u></u>

CITY OF GRAND ISLAND
EXPENSES FOR BUDGET YEAR ENDING SEPTEMBER 30, 2019

ECONOMIC DEVELOPMENT	2016 ACTUAL	2017 ACTUAL	2018 BUDGET	2018 FORECAST	2019 BUDGET

OPERATING EXPENSES					

23811402 85454 ECONOMIC DEVELOPMENT	446,565	466,375	1,000,000	590,000	1,000,000
23811402 85490 OTHER EXPENDITURES	22,500	22,500	22,500	22,500	22,500
TOTAL OPERATING EXPENSES	<u>469,065</u>	<u>488,875</u>	<u>1,022,500</u>	<u>612,500</u>	<u>1,022,500</u>
TOTAL ECONOMIC DEVELOPMENT	<u>469,065</u>	<u>488,875</u>	<u>1,022,500</u>	<u>612,500</u>	<u>1,022,500</u>
TOTAL EXPENSES	<u><u>469,065</u></u>	<u><u>488,875</u></u>	<u><u>1,022,500</u></u>	<u><u>612,500</u></u>	<u><u>1,022,500</u></u>

Fund Special Revenue	Department Summary	Community Development
Fund Type Community Development	Supervisor Planning Director	240

Description

Non-economic Development Income received from Homestead, Neighborhood Stabilization and Community Development Block Grant loan payments (including the owner-occupied rehab and the first-time homebuyer programs) is used to fund housing activities in accordance with eligible guidelines and the City of Grand Island's "Program Income Re-use" plan.

We plan to Review projects as they are presented to the Division.

Budget Narrative

These funds may only be used for housing projects similar to those that generated the income.

HOUSING REUSE PROGRAM

	<u>2016</u> <u>Actual</u>	<u>2017</u> <u>Actual</u>	<u>2018</u> <u>Budget</u>	<u>2018</u> <u>Forecast</u>	<u>2019</u> <u>Budget</u>
Beginning Cash Balance	102,607	154,678	145,678	106,333	66,333
Revenue	21,941	35,776	31,000	—	31,000
Transfers In	30,130	—	—	—	—
Total Resources Available	<u>154,678</u>	<u>190,454</u>	<u>176,678</u>	<u>106,333</u>	<u>97,333</u>
Expenditures	—	84,121	40,000	40,000	40,000
Transfers Out	—	—	—	—	—
Total Requirements	<u>—</u>	<u>84,121</u>	<u>40,000</u>	<u>40,000</u>	<u>40,000</u>
Ending Cash Balance	<u>154,678</u>	<u>106,333</u>	<u>136,678</u>	<u>66,333</u>	<u>57,333</u>

CITY OF GRAND ISLAND
REVENUES FOR BUDGET YEAR ENDING SEPTEMBER 30, 2019

HOUSING REUSE FUND	2016 ACTUAL	2017 ACTUAL	2018 BUDGET	2018 FORECAST	2019 BUDGET

OTHER REVENUE					

24010001 74787 INTEREST & DIVIDEND	659	364	1,000	0	1,000
24010001 74788 LOAN PROCEEDS-PRINCIPAL	21,282	35,412	30,000	0	30,000
TOTAL OTHER REVENUE	<u>21,941</u>	<u>35,776</u>	<u>31,000</u>	<u>0</u>	<u>31,000</u>
 TOTAL HOUSING REUSE	 <u>21,941</u>	 <u>35,776</u>	 <u>31,000</u>	 <u>0</u>	 <u>31,000</u>
 TOTAL REVENUES	 <u><u>21,941</u></u>	 <u><u>35,776</u></u>	 <u><u>31,000</u></u>	 <u><u>0</u></u>	 <u><u>31,000</u></u>

CITY OF GRAND ISLAND
EXPENSES FOR BUDGET YEAR ENDING SEPTEMBER 30, 2019

HOUSING REUSE FUND	2016 ACTUAL	2017 ACTUAL	2018 BUDGET	2018 FORECAST	2019 BUDGET

OPERATING EXPENSES					

24010001 85213 CONTRACT SERVICES	0	84,121	0	0	0
24010001 85213 24011 C/S NSP-09-3N-11	0	0	40,000	40,000	40,000
TOTAL OPERATING EXPENSES	0	84,121	40,000	40,000	40,000

TOTAL HOUSING REUSE	0	84,121	40,000	40,000	40,000

TOTAL EXPENSES	0	84,121	40,000	40,000	40,000
=====					

Fund Special Revenue	Department Summary	Community Development
Fund Type Community Development	Supervisor Planning Director	250

Description

Community Development is a division of the Regional Planning Department. The Community Development Division has one employee who administers Community Development Block Grants, which may include housing programs, infrastructure, economic development, tourism and planning projects. Division responsibilities include:

1. Providing grant administration and reporting for State, Federal and community grants for the City and Community Development
 2. Maintaining certified Grant Administrator status required for Nebraska Department of Economic Development grants
 3. Serving as a Community grant resource
 4. Facilitating service referrals to other community agencies
 5. Creating and Implementing Consolidated Plan and Annual Action Plan for CDBG Funding.
 6. Serving as City liaison to a variety of non-profit agencies and other community groups working to enhance community development
 7. Managing and reporting economic development and non-economic development program re-use funds
 8. Monitors and meets multiple grant funder requirements that the City must meet to be eligible to apply.
- Community Development Staff salary is paid by grant administration funding.

Budget Narrative

A small portion of Division expenses may be paid through this fund if awarded in a grant. The General Fund will support all other operating costs. This division is not supported through the interlocal agreement for the Regional Planning Department. Community Development is a City function.

Personnel

Title	2016	2017	2018	Net Change	2019
Community Development Administrator	1	1	1	0	1
Community Development Specialist	1	1	0	0	0
Totals:	2	2	1	0	1

COMMUNITY DEVELOPMENT

	<u>2016</u> <u>Actual</u>	<u>2017</u> <u>Actual</u>	<u>2018</u> <u>Budget</u>	<u>2018</u> <u>Forecast</u>	<u>2019</u> <u>Budget</u>
Beginning Cash Balance	6,491	26,878	53,217	73,497	88,654
Revenue	4,397	82,678	60,080	60,080	32,170
Transfers In	100,000	25,000	25,000	26,000	25,000
Total Resources Available	<u>110,888</u>	<u>134,556</u>	<u>138,297</u>	<u>159,577</u>	<u>145,824</u>
Expenditures	84,010	61,059	76,223	70,923	85,422
Transfers Out	—	—	—	—	—
Total Requirements	<u>84,010</u>	<u>61,059</u>	<u>76,223</u>	<u>70,923</u>	<u>85,422</u>
Ending Cash Balance	<u>26,878</u>	<u>73,497</u>	<u>62,074</u>	<u>88,654</u>	<u>60,402</u>
Unrestricted Cash	26,878	73,497	62,074	88,654	60,402
Restricted Cash	<u>26,878</u>	<u>73,497</u>	<u>62,074</u>	<u>88,654</u>	<u>60,402</u>

CITY OF GRAND ISLAND
REVENUES FOR BUDGET YEAR ENDING SEPTEMBER 30, 2019

COMMUNITY DEVELOPMENT	2016 ACTUAL	2017 ACTUAL	2018 BUDGET	2018 FORECAST	2019 BUDGET

FEES AND SERVICES					

25010001 74715 OTHER RENTAL	1,283	1,282	1,000	1,000	1,000
TOTAL FEES AND SERVICES	<u>1,283</u>	<u>1,282</u>	<u>1,000</u>	<u>1,000</u>	<u>1,000</u>
OTHER REVENUE					

25010001 74773 CO-PAY HEALTH INSURANCE	3,086	1,116	0	0	0
25010001 74787 INTEREST & DIVIDEND	0	0	125	125	125
25010001 74795 OTHER REVENUE	0	80,252	58,927	58,927	31,017
25010001 74799 CREDIT CARD REBATE	28	28	28	28	28
TOTAL OTHER REVENUE	<u>3,114</u>	<u>81,396</u>	<u>59,080</u>	<u>59,080</u>	<u>31,170</u>
TOTAL COMMUNITY DEVELOPMENT	<u>4,397</u>	<u>82,678</u>	<u>60,080</u>	<u>60,080</u>	<u>32,170</u>
TOTAL REVENUES	<u><u>4,397</u></u>	<u><u>82,678</u></u>	<u><u>60,080</u></u>	<u><u>60,080</u></u>	<u><u>32,170</u></u>

CITY OF GRAND ISLAND
EXPENSES FOR BUDGET YEAR ENDING SEPTEMBER 30, 2019

COMMUNITY DEVELOPMENT	2016 ACTUAL	2017 ACTUAL	2018 BUDGET	2018 FORECAST	2019 BUDGET

PERSONNEL SERVICES					

25010001 85105 SALARIES - REGULAR	49,804	34,521	40,568	40,568	48,771
25010001 85110 SALARIES - OVERTIME	418	0	500	0	500
25010001 85115 F.I.C.A. PAYROLL TAXES	3,555	2,317	3,142	3,142	3,807
25010001 85120 HEALTH INSURANCE	20,993	12,452	15,780	15,780	13,116
25010001 85125 LIFE INSURANCE	87	54	87	87	102
25010001 85130 DISABILITY INSURANCE	90	62	82	82	127
25010001 85145 PENSION CONTRIBUTION	3,013	2,071	2,464	464	2,986
25010001 85150 WORKERS COMPENSATION	141	72	27	27	35
25010001 85160 OTHER EMPLOYEE BENEFITS	0	18	50	50	100
25010001 85161 VEBA	390	232	780	780	390
TOTAL PERSONNEL SERVICES	<u>78,491</u>	<u>51,799</u>	<u>63,480</u>	<u>60,980</u>	<u>69,934</u>
OPERATING EXPENSES					

25010001 85213 CONTRACT SERVICES	800	4,921	5,000	4,000	5,000
25010001 85241 COMPUTER SERVICES	2,316	2,316	2,103	2,103	4,848
25010001 85324 REPAIR & MAINT - BUILDING	0	0	0	0	0
25010001 85330 REPAIR & MAINT - OFF FURN	0	0	400	200	400
25010001 85405 INSURANCE PREMIUMS	880	898	840	840	840
25010001 85410 TELEPHONE	32	35	100	100	100
25010001 85413 POSTAGE	80	88	300	200	300
25010001 85416 ADVERTISING	46	211	300	150	300
25010001 85419 LEGAL NOTICES	382	569	800	500	800
25010001 85422 DUES & SUBSCRIPTIONS	0	0	100	50	100
25010001 85428 TRAVEL & TRAINING	70	81	2,000	1,000	2,000
25010001 85505 OFFICE SUPPLIES	176	141	500	500	500
25010001 85540 MISC OPERATING EQUIPMENT	737	0	300	300	300
TOTAL OPERATING EXPENSES	<u>5,519</u>	<u>9,260</u>	<u>12,743</u>	<u>9,943</u>	<u>15,488</u>
TOTAL COMMUNITY DEVELOPMENT	<u>84,010</u>	<u>61,059</u>	<u>76,223</u>	<u>70,923</u>	<u>85,422</u>
TOTAL EXPENSES	<u>84,010</u>	<u>61,059</u>	<u>76,223</u>	<u>70,923</u>	<u>85,422</u>

Fund Special Revenue	Department Summary	Community Development
Fund Type Community Grants	Supervisor Planning Director	251

Description

Community Development applies for a variety of grants on behalf of the City and the community. The City, as a local unit of government, is often an eligible applicant for many local, state and federal grants and, as applicant, must assume grant administration responsibilities for those grants. Active and projected grants from the Nebraska Department of Economic Development and other funders are included in this account. Funding for grant applications for many other City Departments and community organizations have been included in this account (including, but not limited to the Department of Justice, Department of Environmental Quality, Nebraska Environmental Trust, Nebraska Children and Families Foundation, Substance Abuse Prevention, Nebraska Department of Roads, Nebraska Statewide Arboretum, Nebraska Department of Economic Development and Nebraska Health and Human Services grants.)

Budget Narrative

This account provides the budget allocation for grants that are awarded throughout the year to enable the City to accept grant funds. A small number of community grants provide general administration fees which are applied to Community Development salaries. This division is not supported through the interlocal agreement for the Regional Planning Department. Community Development is a City function.

COMMUNITY GRANTS

	<u>2016</u> <u>Actual</u>	<u>2017</u> <u>Actual</u>	<u>2018</u> <u>Budget</u>	<u>2018</u> <u>Forecast</u>	<u>2019</u> <u>Budget</u>
Beginning Cash Balance	(55,344)	65,559	64,441	83,539	81,420
Revenue	417,755	689,575	3,000,001	3,000,001	3,000,001
Transfers In	—	—	—	—	—
Total Resources Available	<u>362,411</u>	<u>755,134</u>	<u>3,064,442</u>	<u>3,083,540</u>	<u>3,081,421</u>
Expenditures	266,722	671,595	3,001,120	3,001,120	3,001,120
Transfers Out	30,130	—	—	1,000	—
Total Requirements	<u>296,852</u>	<u>671,595</u>	<u>3,001,120</u>	<u>3,002,120</u>	<u>3,001,120</u>
Ending Cash Balance	<u>65,559</u>	<u>83,539</u>	<u>63,322</u>	<u>81,420</u>	<u>80,301</u>

CITY OF GRAND ISLAND
REVENUES FOR BUDGET YEAR ENDING SEPTEMBER 30, 2019

COMMUNITY GRANTS	2016 ACTUAL	2017 ACTUAL	2018 BUDGET	2018 FORECAST	2019 BUDGET

COMMUNITY DEVELOPMENT					

INTERGOVERNMENTAL					

25111601 74360 FEDERAL GRANTS	70,567	58,444	3,000,000	3,000,000	3,000,000
TOTAL INTERGOVERNMENTAL	<u>70,567</u>	<u>58,444</u>	<u>3,000,000</u>	<u>3,000,000</u>	<u>3,000,000</u>
OTHER REVENUE					

25111601 74799 CREDIT CARD REBATE	1	111	1	1	1
TOTAL OTHER REVENUE	<u>1</u>	<u>111</u>	<u>1</u>	<u>1</u>	<u>1</u>
TOTAL COMMUNITY DEVELOPMENT	<u>70,568</u>	<u>58,555</u>	<u>3,000,001</u>	<u>3,000,001</u>	<u>3,000,001</u>
COMMUNITY REVITALIZATION					

INTERGOVERNMENTAL					

25111617 74360 25180 FEDERAL GRANTS	23,680	531,825	0	0	0
25111617 74360 26263 FEDERAL GRANTS	0	111,753	0	0	0
TOTAL INTERGOVERNMENTAL	<u>23,680</u>	<u>643,578</u>	<u>0</u>	<u>0</u>	<u>0</u>
OTHER REVENUE					

25111617 74788 LOAN PROCEEDS-PRINCIPAL	31,126	-2,997	0	0	0
25111617 74788 25172 LOAN PROCEEDS-PRINCIP	-28,130	0	0	0	0
TOTAL OTHER REVENUE	<u>2,996</u>	<u>-2,997</u>	<u>0</u>	<u>0</u>	<u>0</u>
TOTAL COMMUNITY REVITALIZATION	<u>26,676</u>	<u>640,581</u>	<u>0</u>	<u>0</u>	<u>0</u>
NEIGHBORHOOD STABILIZATION					

OTHER REVENUE					

25111623 74788 LOAN PROCEEDS-PRINCIPAL	10,561	-10,561	0	0	0
TOTAL OTHER REVENUE	<u>10,561</u>	<u>-10,561</u>	<u>0</u>	<u>0</u>	<u>0</u>
TOTAL NEIGHBORHOOD STABILIZATION	<u>10,561</u>	<u>-10,561</u>	<u>0</u>	<u>0</u>	<u>0</u>

CITY OF GRAND ISLAND
REVENUES FOR BUDGET YEAR ENDING SEPTEMBER 30, 2019

COMMUNITY GRANTS	2016 ACTUAL	2017 ACTUAL	2018 BUDGET	2018 FORECAST	2019 BUDGET

DOWNTOWN REVITALIZATION					

INTERGOVERNMENTAL					

25111627 74360 25213 FEDERAL GRANTS	309,950	1,000	0	0	0
TOTAL INTERGOVERNMENTAL	<u>309,950</u>	<u>1,000</u>	<u>0</u>	<u>0</u>	<u>0</u>

TOTAL DOWNTOWN REVITALIZATION	<u>309,950</u>	<u>1,000</u>	<u>0</u>	<u>0</u>	<u>0</u>

TOTAL REVENUES	<u><u>417,755</u></u>	<u><u>689,575</u></u>	<u><u>3,000,001</u></u>	<u><u>3,000,001</u></u>	<u><u>3,000,001</u></u>

CITY OF GRAND ISLAND
EXPENSES FOR BUDGET YEAR ENDING SEPTEMBER 30, 2019

	2016 ACTUAL	2017 ACTUAL	2018 BUDGET	2018 FORECAST	2019 BUDGET
COMMUNITY GRANTS					

COMMUNITY DEVELOPMENT					

OPERATING EXPENSES					

25111601 85213 C/S-STORMWATER	65,430	17,553	3,000,000	3,000,000	3,000,000
TOTAL OPERATING EXPENSES	<u>65,430</u>	<u>17,553</u>	<u>3,000,000</u>	<u>3,000,000</u>	<u>3,000,000</u>
TOTAL COMMUNITY DEVELOPMENT	<u>65,430</u>	<u>17,553</u>	<u>3,000,000</u>	<u>3,000,000</u>	<u>3,000,000</u>
COMMUNITY REVITALIZATION					

OPERATING EXPENSES					

25111617 85213 25180 CONTRACT SERVICES	26,355	646,717	0	0	0
TOTAL OPERATING EXPENSES	<u>26,355</u>	<u>646,717</u>	<u>0</u>	<u>0</u>	<u>0</u>
TOTAL COMMUNITY REVITALIZATION	<u>26,355</u>	<u>646,717</u>	<u>0</u>	<u>0</u>	<u>0</u>
CDBG ECONOMIC DEVELOPMENT					

PERSONNEL SERVICES					

25111621 85105 25211 SALARIES - REGULAR	0	0	1,000	1,000	1,000
25111621 85115 25211 F.I.C.A. PAYROLL TAXES	0	0	67	67	67
25111621 85145 25211 PENSION CONTRIBUTION	0	0	53	53	53
TOTAL PERSONNEL SERVICES	<u>0</u>	<u>0</u>	<u>1,120</u>	<u>1,120</u>	<u>1,120</u>
TOTAL CDBG ECONOMIC DEVELOPMENT	<u>0</u>	<u>0</u>	<u>1,120</u>	<u>1,120</u>	<u>1,120</u>
DOWNTOWN REVITALIZATION					

OPERATING EXPENSES					

25111627 85213 25213 CONTRACT SERVICES	174,937	7,325	0	0	0
TOTAL OPERATING EXPENSES	<u>174,937</u>	<u>7,325</u>	<u>0</u>	<u>0</u>	<u>0</u>
TOTAL DOWNTOWN REVITALIZATION	<u>174,937</u>	<u>7,325</u>	<u>0</u>	<u>0</u>	<u>0</u>
TOTAL EXPENSES	<u><u>266,722</u></u>	<u><u>671,595</u></u>	<u><u>3,001,120</u></u>	<u><u>3,001,120</u></u>	<u><u>3,001,120</u></u>

Fund Special Revenue	Department Summary	Community Development
Fund Type HUD Entitlement	Supervisor Planning Director	252

Description

The Community Development Block Grant (CDBG) Program is federally authorized under Title I of the Housing and Community Development Act of 1974, as amended. The primary objective of Title I of the Housing and Community Development Act of 1974, as amended, is the development of viable urban communities.

These viable communities are achieved by providing the following, principally for persons of low and moderate income:

- Decent housing;
- A suitable living environment; and
- Expanded economic opportunities.

To achieve these goals, the CDBG Program is administered to communities with a population of 50,000 or higher through direct funding which is called the "Entitlement Program." Under this program, the City of Grand Island receives a direct allocation of CDBG funds, which are then used to address the above stated goals of this funding source.

Budget Narrative

This fund is used exclusively for receiving and dispersing Community Development Block Grant funds.

HUD ENTITLEMENT

	<u>2016</u> <u>Actual</u>	<u>2017</u> <u>Actual</u>	<u>2018</u> <u>Budget</u>	<u>2018</u> <u>Forecast</u>	<u>2019</u> <u>Budget</u>
Beginning Cash Balance	—	—	—	—	—
Revenue	—	133,414	565,253	400,253	579,017
Transfers In	—	—	—	—	—
Total Resources Available	—	133,414	565,253	400,253	579,017
Expenditures	—	133,414	565,253	400,253	579,017
Transfers Out	—	—	—	—	—
Total Requirements	—	133,414	565,253	400,253	579,017
Ending Cash Balance	—	—	—	—	—

CITY OF GRAND ISLAND
REVENUES FOR BUDGET YEAR ENDING SEPTEMBER 30, 2019

HUD ENTITLEMENT	2016 ACTUAL	2017 ACTUAL	2018 BUDGET	2018 FORECAST	2019 BUDGET

OTHER REVENUE					

25200001 74368 HUD ENTITLEMENT - PROJECTS	0	74,487	515,000	350,000	579,017
25200001 74369 HUD ENTITLEMENT - ADMIN FEE	0	58,927	50,253	50,253	0
TOTAL OTHER REVENUE	<u>0</u>	<u>133,414</u>	<u>565,253</u>	<u>400,253</u>	<u>579,017</u>
TOTAL HUD ENTITLEMENT ACTIVITY	<u>0</u>	<u>133,414</u>	<u>565,253</u>	<u>400,253</u>	<u>579,017</u>
TOTAL REVENUES	<u><u>0</u></u>	<u><u>133,414</u></u>	<u><u>565,253</u></u>	<u><u>400,253</u></u>	<u><u>579,017</u></u>

CITY OF GRAND ISLAND
EXPENSES FOR BUDGET YEAR ENDING SEPTEMBER 30, 2019

HUD ENTITLEMENT	2016 ACTUAL	2017 ACTUAL	2018 BUDGET	2018 FORECAST	2019 BUDGET

OPERATING EXPENSES					

25200001 85213 CONTRACT SERVICES	0	0	285,000	285,000	414,017
25200001 85213 27000 CONTRACT SERVICES	0	0	50,000	25,000	25,000
25200001 85213 27001 CONTRACT SERVICES	0	48,487	55,000	35,000	20,000
25200001 85213 27002 CONTRACT SERVICES	0	0	50,000	5,000	45,000
25200001 85213 27003 CONTRACT SERVICES	0	26,000	0	0	0
25200001 85213 27004 CONTRACT SERVICES	0	0	75,000	0	75,000
25200001 85221 ADMINISTRATIVE SERVICES	0	58,927	50,253	50,253	0
TOTAL OPERATING EXPENSES	0	133,414	565,253	400,253	579,017

TOTAL HUD ENTITLEMENT ACTIVITY	0	133,414	565,253	400,253	579,017

TOTAL EXPENSES	0	133,414	565,253	400,253	579,017
=====					

Fund Special Revenue	Department Summary	Police
Fund Type Police Grants	Supervisor Police Chief	260

Description

This fund was created to account for non-personnel Police Grants. This fund includes Justice Assistance grants for equipment and programs, mini-grants, bullet proof vest grants, and drug initiative grants through the High Intensity Drug Trafficking Area (HIDTA).

Budget Narrative

Personnel

Title	2016	2017	2018	Net Change	2019
Victim/Witness Advocate	0.8	0.8	0.8	0	0.8
Totals:	0.8	0.8	0.8	0	0.8

POLICE GRANTS

	<u>2016</u> <u>Actual</u>	<u>2017</u> <u>Actual</u>	<u>2018</u> <u>Budget</u>	<u>2018</u> <u>Forecast</u>	<u>2019</u> <u>Budget</u>
Beginning Cash Balance	(9,877)	11,784	34,853	37,013	46,264
Revenue	104,802	111,263	123,442	102,630	87,842
Transfers In	—	—	—	—	—
Total Resources Available	<u>94,925</u>	<u>123,047</u>	<u>158,295</u>	<u>139,643</u>	<u>134,106</u>
Expenditures	77,311	86,034	123,442	93,379	100,442
Transfers Out	5,830	—	—	—	—
Total Requirements	<u>83,141</u>	<u>86,034</u>	<u>123,442</u>	<u>93,379</u>	<u>100,442</u>
Ending Cash Balance	<u>11,784</u>	<u>37,013</u>	<u>34,853</u>	<u>46,264</u>	<u>33,664</u>

CITY OF GRAND ISLAND
REVENUES FOR BUDGET YEAR ENDING SEPTEMBER 30, 2019

	2016 ACTUAL	2017 ACTUAL	2018 BUDGET	2018 FORECAST	2019 BUDGET
POLICE GRANTS					

BUREAU OF JUSTICE GRANT					

INTERGOVERNMENTAL					

26020007 74360 FEDERAL GRANTS	25,820	26,512	22,000	19,440	15,000
TOTAL INTERGOVERNMENTAL	<u>25,820</u>	<u>26,512</u>	<u>22,000</u>	<u>19,440</u>	<u>15,000</u>

TOTAL BUREAU OF JUSTICE GRANTS	<u>25,820</u>	<u>26,512</u>	<u>22,000</u>	<u>19,440</u>	<u>15,000</u>

MINI GRANTS					

INTERGOVERNMENTAL					

26020010 74360 FEDERAL GRANTS	9,129	15,318	18,000	7,093	6,000
TOTAL INTERGOVERNMENTAL	<u>9,129</u>	<u>15,318</u>	<u>18,000</u>	<u>7,093</u>	<u>6,000</u>

OTHER REVENUE					

26020010 74795 OTHER REVENUE	34,939	5,762	18,000	16,218	3,400
TOTAL OTHER REVENUE	<u>34,939</u>	<u>5,762</u>	<u>18,000</u>	<u>16,218</u>	<u>3,400</u>

TOTAL MINI GRANTS	<u>44,068</u>	<u>21,080</u>	<u>36,000</u>	<u>23,311</u>	<u>9,400</u>

TRI-CITY HIDTA					

INTERGOVERNMENTAL					

26022317 74360 FEDERAL GRANTS	29,351	52,597	55,442	55,442	55,442
TOTAL INTERGOVERNMENTAL	<u>29,351</u>	<u>52,597</u>	<u>55,442</u>	<u>55,442</u>	<u>55,442</u>

TOTAL TRI-CITY HIDTA	<u>29,351</u>	<u>52,597</u>	<u>55,442</u>	<u>55,442</u>	<u>55,442</u>

BULLETPROOF VEST PARTNERSHIP					

INTERGOVERNMENTAL					

26022321 74360 FEDERAL GRANTS	5,563	11,074	10,000	4,437	8,000
TOTAL INTERGOVERNMENTAL	<u>5,563</u>	<u>11,074</u>	<u>10,000</u>	<u>4,437</u>	<u>8,000</u>

TOTAL BULLETPROOF VEST PARTNERSHIP	<u>5,563</u>	<u>11,074</u>	<u>10,000</u>	<u>4,437</u>	<u>8,000</u>

TOTAL REVENUES	<u>104,802</u>	<u>111,263</u>	<u>123,442</u>	<u>102,630</u>	<u>87,842</u>

CITY OF GRAND ISLAND
EXPENSES FOR BUDGET YEAR ENDING SEPTEMBER 30, 2019

	2016 ACTUAL	2017 ACTUAL	2018 BUDGET	2018 FORECAST	2019 BUDGET
POLICE GRANTS					

BUREAU OF JUSTICE GRANT					

OPERATING EXPENSES					

26020007 85590 OTHER GENERAL SUPPLIES	0	26,512	22,000	19,440	15,000
TOTAL OPERATING EXPENSES	<u>0</u>	<u>26,512</u>	<u>22,000</u>	<u>19,440</u>	<u>15,000</u>
TOTAL BUREAU OF JUSTICE GRANTS	<u>0</u>	<u>26,512</u>	<u>22,000</u>	<u>19,440</u>	<u>15,000</u>
MINI GRANTS					

PERSONNEL SERVICES					

26020010 85120 HEALTH INSURANCE	0	49	0	0	0
TOTAL PERSONNEL SERVICES	<u>0</u>	<u>49</u>	<u>0</u>	<u>0</u>	<u>0</u>
OPERATING EXPENSES					

26020010 85428 TRAVEL & TRAINING	7,698	8,453	18,000	4,288	10,000
26020010 85590 SUPPLIES	20,553	3,854	18,000	8,422	10,000
TOTAL OPERATING EXPENSES	<u>28,251</u>	<u>12,307</u>	<u>36,000</u>	<u>12,710</u>	<u>20,000</u>
TOTAL MINI GRANTS	<u>28,251</u>	<u>12,356</u>	<u>36,000</u>	<u>12,710</u>	<u>20,000</u>
TRI-CITY HIDTA					

OPERATING EXPENSES					

26022317 85213 CONTRACT SERVICES	4,200	3,850	4,200	4,200	4,200
26022317 85305 UTILITY SERVICES	4,735	4,617	6,000	6,000	6,000
26022317 85317 NATURAL GAS	1,727	1,987	4,000	4,000	4,000
26022317 85324 REPAIR & MAINT - BUILDING	7,358	7,763	8,004	8,004	8,004
26022317 85410 TELEPHONE EXPENSE	55	0	900	900	900
26022317 85428 TRAVEL & TRAINING	925	-80	500	500	500
26022317 85463 INVESTIGATIVE EXPENSE	24,775	22,010	26,838	26,838	26,838
26022317 85505 OFFICE SUPPLIES	1,190	0	0	0	0
26022317 85590 SUPPLIES	0	0	5,000	5,000	5,000
TOTAL OPERATION EXPENSES	<u>44,965</u>	<u>40,147</u>	<u>55,442</u>	<u>55,442</u>	<u>55,442</u>
TOTAL TRI-CITY HIDTA	<u>44,965</u>	<u>40,147</u>	<u>55,442</u>	<u>55,442</u>	<u>55,442</u>

CITY OF GRAND ISLAND
EXPENSES FOR BUDGET YEAR ENDING SEPTEMBER 30, 2019

POLICE GRANTS	2016 ACTUAL	2017 ACTUAL	2018 BUDGET	2018 FORECAST	2019 BUDGET

BULLETPROOF VEST PARTNERSHIP					

OPERATING EXPENSES					

26022321 85546 BULLETPROOF VESTS	4,095	7,019	10,000	5,787	10,000
TOTAL OPERATING EXPENSES	<u>4,095</u>	<u>7,019</u>	<u>10,000</u>	<u>5,787</u>	<u>10,000</u>

TOTAL BULLETPROOF VEST PARTNERSHIP	<u>4,095</u>	<u>7,019</u>	<u>10,000</u>	<u>5,787</u>	<u>10,000</u>

TOTAL EXPENSES	<u><u>77,311</u></u>	<u><u>86,034</u></u>	<u><u>123,442</u></u>	<u><u>93,379</u></u>	<u><u>100,442</u></u>

Fund Special Revenue	Department Summary	Downtown Projects
Fund Type Parking District 1	Supervisor Public Works Director	270

Description

Downtown Improvement & Parking District #1 was created in 1975 by Ordinance #5854. The district is comprised of approximately 19 blocks in area. It originally had two forms of assessment, a property assessment for payment of debt service on the purchase of public parking lots, and a business occupation tax to pay for maintenance and improvement of public property within the district. Only the occupation tax paid by the businesses remains today. This is billed to the occupant or tenant of the building and is based upon the square foot space that can be used by the public. Expenditures include acquisition, construction, maintenance, administration, and operation of public off-street parking facilities; improvement and decoration of any public place in the district area; development and promotion of public events in the district area.

Budget Narrative

Assessment of parking lot conditions was conducted in Fiscal Year 2015/2016 with plans to implement necessary repairs in following years, as budget allows.

PARKING DISTRICT #1

	<u>2016</u> <u>Actual</u>	<u>2017</u> <u>Actual</u>	<u>2018</u> <u>Budget</u>	<u>2018</u> <u>Forecast</u>	<u>2019</u> <u>Budget</u>
Beginning Cash Balance	85,057	55,160	33,508	77,943	60,409
Revenue	45,761	42,314	47,828	47,828	58,875
Transfers In	—	—	—	—	—
Total Resources Available	<u>130,818</u>	<u>97,474</u>	<u>81,336</u>	<u>125,771</u>	<u>119,284</u>
Expenditures	75,658	19,531	68,280	65,362	77,230
Transfers Out	—	—	—	—	—
Total Requirements	<u>75,658</u>	<u>19,531</u>	<u>68,280</u>	<u>65,362</u>	<u>77,230</u>
Ending Cash Balance	<u>55,160</u>	<u>77,943</u>	<u>13,056</u>	<u>60,409</u>	<u>42,054</u>

CITY OF GRAND ISLAND
REVENUES FOR BUDGET YEAR ENDING SEPTEMBER 30, 2019

PARKING DISTRICT #1	2016 ACTUAL	2017 ACTUAL	2018 BUDGET	2018 FORECAST	2019 BUDGET

GENERAL TAX REVENUE					

27010001 74095 OCCUPATION TAX	38,380	36,023	41,200	41,200	55,000
TOTAL GENERAL TAX REVENUE	<u>38,380</u>	<u>36,023</u>	<u>41,200</u>	<u>41,200</u>	<u>55,000</u>
FEES AND SERVICES					

27010001 74715 OTHER RENTAL	6,170	5,620	5,500	5,500	3,000
TOTAL FEES AND SERVICES	<u>6,170</u>	<u>5,620</u>	<u>5,500</u>	<u>5,500</u>	<u>3,000</u>
OTHER REVENUE					

27010001 74787 INTEREST & DIVIDEND REVENUE	458	384	375	375	375
27010001 74799 CREDIT CARD REBATE	753	287	753	753	500
TOTAL OTHER REVENUE	<u>1,211</u>	<u>671</u>	<u>1,128</u>	<u>1,128</u>	<u>875</u>
TOTAL PARKING DISTRICT#1	<u>45,761</u>	<u>42,314</u>	<u>47,828</u>	<u>47,828</u>	<u>58,875</u>
TOTAL REVENUES	<u><u>45,761</u></u>	<u><u>42,314</u></u>	<u><u>47,828</u></u>	<u><u>47,828</u></u>	<u><u>58,875</u></u>

CITY OF GRAND ISLAND
EXPENSES FOR BUDGET YEAR ENDING SEPTEMBER 30, 2019

PARKING DISTRICT #1	2016 ACTUAL	2017 ACTUAL	2018 BUDGET	2018 FORECAST	2019 BUDGET

OPERATING EXPENSES					

27010001 85213 CONTRACT SERVICES	35,307	4,873	40,000	40,000	50,000
27010001 85249 SNOW & ICE REMOVAL	29,943	5,955	20,000	18,132	20,000
27010001 85290 OTHER PROFESSIONAL & TECH	700	729	800	800	800
27010001 85305 UTILITY SERVICES	2,995	2,986	3,000	3,000	3,000
27010001 85319 REPAIR & MAIN-LD IMP/IRRIGA	2,690	2,530	1,000	1,000	1,000
27010001 85390 OTHER PROPERTY SERVICES	3,171	419	2,000	1,000	1,000
27010001 85405 INSURANCE PREMIUMS	660	673	630	630	630
27010001 85413 POSTAGE	192	183	250	200	200
27010001 85419 LEGAL NOTICES	0	1,174	100	100	100
27010001 85490 OTHER EXPENDITURES	0	9	0	0	0
27010001 85560 TREES & SHRUBS	0	0	500	500	500
TOTAL OPERATING EXPENSES	<u>75,658</u>	<u>19,531</u>	<u>68,280</u>	<u>65,362</u>	<u>77,230</u>
TOTAL PARKING DISTRICT#1	<u>75,658</u>	<u>19,531</u>	<u>68,280</u>	<u>65,362</u>	<u>77,230</u>
TOTAL EXPENSES	<u><u>75,658</u></u>	<u><u>19,531</u></u>	<u><u>68,280</u></u>	<u><u>65,362</u></u>	<u><u>77,230</u></u>

Fund Special Revenue	Department Summary	Community Projects
Fund Type Parking District 2	Supervisor Public Works Director	271

Description

Parking District #2 was created by City Council Resolution on July 29, 1985 and Ordinance #7192 on October 11, 1985, pursuant to the Offstreet Parking District Act. Fund 271 is the operating fund for the district. The purpose of the District is to partially fund construction and operational costs of the Parking Ramp. The boundaries of this District, approximately 29 blocks of the City commercial center, are the same as the Railside Business Improvement District. The ad valorem tax on all properties within the district is used only for operational costs, as bond and interest payment responsibilities were completed in 1998-99.

Budget Narrative

Parking rates are set in the City of Grand Island Fee Schedule.

PARKING DISTRICT #2

	<u>2016</u> <u>Actual</u>	<u>2017</u> <u>Actual</u>	<u>2018</u> <u>Budget</u>	<u>2018</u> <u>Forecast</u>	<u>2019</u> <u>Budget</u>
Beginning Cash Balance	136,338	106,718	101,878	116,845	116,341
Revenue	16,019	15,321	16,160	16,160	16,160
Transfers In	—	—	—	—	—
Total Resources Available	<u>152,357</u>	<u>122,039</u>	<u>118,038</u>	<u>133,005</u>	<u>132,501</u>
Expenditures	45,639	5,194	21,000	16,664	19,500
Transfers Out	—	—	—	—	—
Total Requirements	<u>45,639</u>	<u>5,194</u>	<u>21,000</u>	<u>16,664</u>	<u>19,500</u>
Ending Cash Balance	<u>106,718</u>	<u>116,845</u>	<u>97,038</u>	<u>116,341</u>	<u>113,001</u>
Unrestricted Cash	81,866	89,906	61,194	89,402	83,001
Restricted Cash	24,852	26,939	35,844	26,939	30,000
	<u>106,718</u>	<u>116,845</u>	<u>97,038</u>	<u>116,341</u>	<u>113,001</u>

CITY OF GRAND ISLAND
REVENUES FOR BUDGET YEAR ENDING SEPTEMBER 30, 2019

PARKING DISTRICT #2	2016 ACTUAL	2017 ACTUAL	2018 BUDGET	2018 FORECAST	2019 BUDGET

GENERAL TAX REVENUE					

27110010 74005 PROPERTY TAXES	7,830	8,242	8,000	8,000	8,000
27110010 74006 MOTOR VEHICLE TAX	25	23	30	30	30
TOTAL GENERAL TAX REVENUE	<u>7,855</u>	<u>8,265</u>	<u>8,030</u>	<u>8,030</u>	<u>8,030</u>
OTHER REVENUE					

27110010 74787 INTEREST & DIVIDEND	652	553	600	600	600
27110010 74795 OTHER REVENUE	7,485	6,470	7,500	7,500	7,500
27110010 74799 CREDIT CARD REBATE	27	33	30	30	30
TOTAL OTHER REVENUE	<u>8,164</u>	<u>7,056</u>	<u>8,130</u>	<u>8,130</u>	<u>8,130</u>
TOTAL PARKING DISTRICT#2	<u>16,019</u>	<u>15,321</u>	<u>16,160</u>	<u>16,160</u>	<u>16,160</u>
TOTAL REVENUES	<u><u>16,019</u></u>	<u><u>15,321</u></u>	<u><u>16,160</u></u>	<u><u>16,160</u></u>	<u><u>16,160</u></u>

CITY OF GRAND ISLAND
EXPENSES FOR BUDGET YEAR ENDING SEPTEMBER 30, 2019

PARKING DISTRICT #2	2016 ACTUAL	2017 ACTUAL	2018 BUDGET	2018 FORECAST	2019 BUDGET

OPERATING EXPENSES					

27110010 85209 COLLECTION SERVICES	101	81	80	80	80
27110010 85213 CONTRACT SERVICES	18,418	389	5,000	1,000	5,000
27110010 85249 SNOW & ICE REMOVAL	4,628	430	5,000	6,364	5,000
27110010 85305 UTILITY SERVICES	3,037	2,625	4,500	2,800	3,000
27110010 85319 REPAIR & MAIN-LD IMP/IRRIGA	525	0	1,000	1,000	1,000
27110010 85324 REPAIR & MAINT - BUILDING	18,490	1,220	5,000	5,000	5,000
27110010 85405 INSURANCE PREMIUMS	440	449	420	420	420
TOTAL OPERATING EXPENSES	<u>45,639</u>	<u>5,194</u>	<u>21,000</u>	<u>16,664</u>	<u>19,500</u>
TOTAL PARKING DISTRICT#2	<u>45,639</u>	<u>5,194</u>	<u>21,000</u>	<u>16,664</u>	<u>19,500</u>
TOTAL EXPENSES	<u><u>45,639</u></u>	<u><u>5,194</u></u>	<u><u>21,000</u></u>	<u><u>16,664</u></u>	<u><u>19,500</u></u>

Fund Special Revenue	Department Summary	Library
Fund Type Pioneer Consortium	Supervisor Finance Director	295

Description

Resolution 2010-368 authorized Grand Island Public Library to participate in a statewide Pioneer Consortium Joint Entity Agreement for Library Services. Resolution 2014-224 created this 280 Special Revenue Fund so that our library could serve as the consortium’s business agent and the city could hold & disburse these funds. All expenditures will follow City procurement and appear on the payment of claims presented to Council. Within the structure of this fund, library staff will routinely handle tasks of invoicing member libraries, processing deposits and claims for bills, and other matters much as it currently does for all other library operations.

Budget Narrative

The Pioneer Consortium currently operates a centralized open source software automated catalog project, with a merged database of all members’ holdings and other data, in order to reduce technology costs for member libraries. Revenues include annual membership assessments, occasional state grants, and new member orientation and migration (database setup and merging) fees. Expenditures include an annual service payment to a third party vendor to maintain the software and database, new member migration service payments to this third party (equaling new member migration revenues), other necessary third party purchases, training, payments to member libraries providing central administrative and technical support to the consortium, and other expenses.

PIONEER CONSORTIUM

	<u>2016</u> <u>Actual</u>	<u>2017</u> <u>Actual</u>	<u>2018</u> <u>Budget</u>	<u>2018</u> <u>Forecast</u>	<u>2019</u> <u>Budget</u>
Beginning Cash Balance	76,650	77,139	87,412	83,704	79,754
Revenue	34,959	61,688	147,700	40,250	147,700
Transfers In	—	—	—	—	—
Total Resources Available	<u>111,609</u>	<u>138,827</u>	<u>235,112</u>	<u>123,954</u>	<u>227,454</u>
Expenditures	34,470	55,123	147,700	44,200	147,700
Transfers Out	—	—	—	—	—
Total Requirements	<u>34,470</u>	<u>55,123</u>	<u>147,700</u>	<u>44,200</u>	<u>147,700</u>
Ending Cash Balance	<u>77,139</u>	<u>83,704</u>	<u>87,412</u>	<u>79,754</u>	<u>79,754</u>

CITY OF GRAND ISLAND
REVENUES FOR BUDGET YEAR ENDING SEPTEMBER 30, 2019

PIONEER CONSORTIUM	2016 ACTUAL	2017 ACTUAL	2018 BUDGET	2018 FORECAST	2019 BUDGET

OTHER REVENUE					

28014310 74787 INTEREST & DIVIDEND REVENUE	368	394	250	250	250
28014310 74795 OTHER REVENUE	34,591	61,294	147,450	40,000	147,450
TOTAL OTHER REVENUE	<u>34,959</u>	<u>61,688</u>	<u>147,700</u>	<u>40,250</u>	<u>147,700</u>
 TOTAL PIONEER CONSORTIUM	 <u>34,959</u>	 <u>61,688</u>	 <u>147,700</u>	 <u>40,250</u>	 <u>147,700</u>
 TOTAL REVENUES	 <u><u>34,959</u></u>	 <u><u>61,688</u></u>	 <u><u>147,700</u></u>	 <u><u>40,250</u></u>	 <u><u>147,700</u></u>

CITY OF GRAND ISLAND
EXPENSES FOR BUDGET YEAR ENDING SEPTEMBER 30, 2019

PIONEER CONSORTIUM	2016 ACTUAL	2017 ACTUAL	2018 BUDGET	2018 FORECAST	2019 BUDGET

OTHER REVENUE					

28014310 85221 ADMINISTRATIVE SERVICES	0	0	4,000	4,000	4,000
28014310 85241 COMPUTER SERVICES	34,470	46,246	140,200	40,200	140,200
28014310 85428 TRAVEL & TRAINING	0	8,877	3,000	0	3,000
28014310 85505 OFFICE SUPPLIES	0	0	500	0	500
TOTAL OPERATING EXPENSES	<u>34,470</u>	<u>55,123</u>	<u>147,700</u>	<u>44,200</u>	<u>147,700</u>
TOTAL PIONEER CONSORTIUM	<u>34,470</u>	<u>55,123</u>	<u>147,700</u>	<u>44,200</u>	<u>147,700</u>
TOTAL EXPENSES	<u>34,470</u>	<u>55,123</u>	<u>147,700</u>	<u>44,200</u>	<u>147,700</u>

Fund Special Revenue	Department Summary	Finance
Fund Type Local Assistance	Supervisor Finance Director	295

Description

The purpose of this fund is to receive and expend donations from various sources to fund specific City expenses, projects, and improvements. These funds are generally designated by the donor for a specific purpose. In the event that the projected donations do not materialize, then the expenditures are not incurred. As a result, revenues and expenditures will offset one another.

Budget Narrative

This budget provides for expenditures on various projects as donations are received. The various projects are associated with the Police, Parks, Library and other non-departmental areas. The City of Grand Island acts only as the paying agent through which donations and expenditures pass through. Library projects are designated as per Library Board Policy including the following: Donations from the Myrtle Grimminger estate in the Edith Abbott Memorial Library project fund of the city's Special Revenue Fund shall be designated solely for building, furnishing, equipment and grounds enhancements, or special library programming, outside the scope of the Library's general fund budget. Prior to procurement of specific enhancements or programs, appropriate plans shall be developed and presented as needed for Library Board approval.

LOCAL ASSISTANCE

	<u>2016</u> <u>Actual</u>	<u>2017</u> <u>Actual</u>	<u>2018</u> <u>Budget</u>	<u>2018</u> <u>Forecast</u>	<u>2019</u> <u>Budget</u>
Beginning Cash Balance	921,521	956,494	890,001	1,000,873	1,271,946
Revenue	93,525	211,400	957,234	803,454	957,234
Transfers In	—	—	—	—	—
Total Resources Available	<u>1,015,046</u>	<u>1,167,894</u>	<u>1,847,235</u>	<u>1,804,327</u>	<u>2,229,180</u>
Expenditures	58,552	167,021	1,636,815	532,381	2,086,815
Transfers Out	—	—	—	—	—
Total Requirements	<u>58,552</u>	<u>167,021</u>	<u>1,636,815</u>	<u>532,381</u>	<u>2,086,815</u>
Ending Cash Balance	<u>956,494</u>	<u>1,000,873</u>	<u>210,420</u>	<u>1,271,946</u>	<u>142,365</u>

CITY OF GRAND ISLAND
REVENUES FOR BUDGET YEAR ENDING SEPTEMBER 30, 2019

	2016 ACTUAL	2017 ACTUAL	2018 BUDGET	2018 FORECAST	2019 BUDGET
LOCAL ASSISTANCE					

FIRE AND AMBULANCE SERVICES					

OTHER REVENUE					

29522001 74714 FIRE PROJECTS	16,971	635	0	0	0
TOTAL OTHER REVENUE	<u>16,971</u>	<u>635</u>	<u>0</u>	<u>0</u>	<u>0</u>

TOTAL FIRE AND AMBULANCE SERVICES	<u>16,971</u>	<u>635</u>	<u>0</u>	<u>0</u>	<u>0</u>

POLICE PROJECTS					

OTHER REVENUE					

29522301 74604 POLICE EQUIPMENT	0	25,000	0	26,527	0
29522301 74605 CANINE UNIT	7,855	9,385	0	9,193	0
29522301 74717 DEA PROJECTS	0	12,336	0	0	0
29522301 74740 YOUTH PROJECTS	220	0	0	500	0
29522301 74796 NEIGHBORHOOD WATCH	100	0	0	0	0
TOTAL OTHER REVENUE	<u>8,175</u>	<u>46,721</u>	<u>0</u>	<u>36,220</u>	<u>0</u>

TOTAL POLICE PROJECTS	<u>8,175</u>	<u>46,721</u>	<u>0</u>	<u>36,220</u>	<u>0</u>

PARK PROJECTS					

OTHER REVENUE					

29544401 74711 PARK PROJECT	1,000	2,060	0	0	0
29544401 74723 HIKE/BIKE TRAIL	2,719	11,175	0	0	0
29544401 74728 AQUATIC DONATIONS	5,600	2,200	0	0	0
29544401 74731 GOLF COURSE/ALUMINUM CAN	219	107	350	350	350
29544401 74734 GRAND ISLAND GAMES	17,620	13,530	5,000	5,000	5,000
29544401 74747 GREENHOUSE FLOWERS	375	150	100	100	100
29544401 74752 TREE BOARD	0	25	0	0	0
TOTAL OTHER REVENUE	<u>27,533</u>	<u>29,247</u>	<u>5,450</u>	<u>5,450</u>	<u>5,450</u>

TOTAL PARK PROJECTS	<u>27,533</u>	<u>29,247</u>	<u>5,450</u>	<u>5,450</u>	<u>5,450</u>

OTHER DEPARTMENT PROJECTS					

OTHER REVENUE					

29555001 74602 PLANNING COMISSION PLAQUE	136	90	120	120	120
29555001 74701 EDITH ABBOTT MEMORIAL LIBRA	2,300	1,671	700,000	510,000	700,000

CITY OF GRAND ISLAND
REVENUES FOR BUDGET YEAR ENDING SEPTEMBER 30, 2019

	2016 ACTUAL	2017 ACTUAL	2018 BUDGET	2018 FORECAST	2019 BUDGET
LOCAL ASSISTANCE					
29555001 74701 100 EDITH ABBOTT MEMORIAL L	0	250	500	500	500
29555001 74701 103 EDITH ABBOTT MEMORIAL L	0	0	1,000	1,000	1,000
29555001 74701 104 EDITH ABBOTT MEMORIAL L	0	725	0	0	0
29555001 74735 CONTINGENCY PROJECTS	0	0	250,000	250,000	250,000
29555001 74799 CREDIT CARD REBATE	164	299	164	164	164
TOTAL OTHER REVENUE	2,600	3,035	951,784	761,784	951,784
TOTAL OTHER DEPARTMENT PROJECTS	2,600	3,035	951,784	761,784	951,784
VETERANS HOME LAND					

OTHER REVENUE					

29564401 74794 LAND LEASE INCOME	38,246	76,493	0	0	0
TOTAL OTHER REVENUE	38,246	76,493	0	0	0
TOTAL VETERANS HOME LAND	38,246	76,493	0	0	0
CITY LAND					

OTHER REVENUE					

29564402 74794 LAND LEASE INCOME	0	55,269	0	0	0
TOTAL OTHER REVENUE	0	55,269	0	0	0
TOTAL CITY LAND	0	55,269	0	0	0
TOTAL REVENUES	93,525	211,400	957,234	803,454	957,234

CITY OF GRAND ISLAND
EXPENSES FOR BUDGET YEAR ENDING SEPTEMBER 30, 2019

LOCAL ASSISTANCE	2016 ACTUAL	2017 ACTUAL	2018 BUDGET	2018 FORECAST	2019 BUDGET

FIRE AND AMBULANCE SERVICES					

OPERATING EXPENSES					

29522001 85018 PARAMEDIC PROJECT	0	1,705	11,793	11,793	11,793
29522001 85019 FIRE PROJECTS	14,001	0	11,003	11,003	11,003
29522001 85020 CONVALESCENT	0	0	539	539	539
29522001 85022 SMOKE DETECTOR	0	0	5,260	5,260	5,260
TOTAL OPERATING EXPENSES	<u>14,001</u>	<u>1,705</u>	<u>28,595</u>	<u>28,595</u>	<u>28,595</u>
TOTAL FIRE AND AMBULANCE SERVICES	<u>14,001</u>	<u>1,705</u>	<u>28,595</u>	<u>28,595</u>	<u>28,595</u>
POLICE PROJECTS					

OPERATING EXPENSES					

29522301 85013 CANINE UNIT	10,735	4,500	0	6,000	0
29522301 85033 POLICE EQUIPMENT	0	11,811	0	39,716	0
29522301 85040 YOUTH PROJECTS	258	-55	500	350	500
TOTAL OPERATING EXPENSES	<u>10,993</u>	<u>16,256</u>	<u>500</u>	<u>46,066</u>	<u>500</u>
TOTAL POLICE PROJECTS	<u>10,993</u>	<u>16,256</u>	<u>500</u>	<u>46,066</u>	<u>500</u>
PARK PROJECTS					

OPERATING EXPENSES					

29544401 85016 PARK PROJECT	500	0	0	0	0
29544401 85024 GRAND ISLAND GAMES	15,481	9,575	6,000	6,000	6,000
29544401 85484 AQUATIC DONATIONS	0	2,290	0	0	0
29544401 85747 GREENHOUSE FLOWERS	175	375	100	100	100
TOTAL OPERATING EXPENSES	<u>16,156</u>	<u>12,240</u>	<u>6,100</u>	<u>6,100</u>	<u>6,100</u>
TOTAL PARK PROJECTS	<u>16,156</u>	<u>12,240</u>	<u>6,100</u>	<u>6,100</u>	<u>6,100</u>
OTHER DEPARTMENT PROJECTS					

OPERATING EXPENSES					

29555001 85041 PLANNING COMMISSION PLAQUE	111	57	120	120	120
29555001 85042 EDITH ABBOTT MEMORIAL LIBRA	7,099	28,662	700,000	200,000	1,800,000
29555001 85042 100 EDITH ABBOTT MEMORIAL L	0	250	500	500	500
29555001 85042 101 EDITH ABBOTT MEMORIAL L	0	0	650,000	0	0

CITY OF GRAND ISLAND
EXPENSES FOR BUDGET YEAR ENDING SEPTEMBER 30, 2019

LOCAL ASSISTANCE	2016 ACTUAL	2017 ACTUAL	2018 BUDGET	2018 FORECAST	2019 BUDGET

29555001 85042 103 EDITH ABBOTT MEMORIAL L	0	0	1,000	1,000	1,000
29555001 85490 OTHER EXPENDITURES	10,000	0	0	0	0
29555001 85749 GRANDER VISION PLAN	192	0	0	0	0
TOTAL OPERATING EXPENSES	<u>17,402</u>	<u>28,969</u>	<u>1,351,620</u>	<u>201,620</u>	<u>1,801,620</u>
CAPITAL OUTLAY					

29555501 85010 CONTINGENCY PROJECTS	0	0	250,000	250,000	250,000
TOTAL CAPITAL OUTLAY	<u>0</u>	<u>0</u>	<u>250,000</u>	<u>250,000</u>	<u>250,000</u>
TOTAL OTHER DEPARTMENT PROJECTS	<u>17,402</u>	<u>28,969</u>	<u>1,601,620</u>	<u>451,620</u>	<u>2,051,620</u>
VETERANS HOME LAND					

OPERATING EXPENSES					

29564401 74794 LAND LEASE INCOME	0	93,613	0	0	0
TOTAL OPERATING EXPENSES	<u>0</u>	<u>93,613</u>	<u>0</u>	<u>0</u>	<u>0</u>
TOTAL VETERANS HOME LAND	<u>0</u>	<u>93,613</u>	<u>0</u>	<u>0</u>	<u>0</u>
CITY LAND					

OPERATING EXPENSES					

29564402 74794 LAND LEASE INCOME	0	14,238	0	0	0
TOTAL OPERATING EXPENSES	<u>0</u>	<u>14,238</u>	<u>0</u>	<u>0</u>	<u>0</u>
TOTAL CITY LAND	<u>0</u>	<u>14,238</u>	<u>0</u>	<u>0</u>	<u>0</u>
TOTAL EXPENSES	<u>58,552</u>	<u>167,021</u>	<u>1,636,815</u>	<u>532,381</u>	<u>2,086,815</u>

City of Grand Island 2018-2019

Annual Budget and Program of Municipal Services

Debt Service Fund

DEBT SERVICE SUMMARY

	<u>2016</u> <u>Actual</u>	<u>2017</u> <u>Actual</u>	<u>2018</u> <u>Budget</u>	<u>2018</u> <u>Forecast</u>	<u>2019</u> <u>Budget</u>
Beginning Cash Balance	255,564	252,368	86,322	114,551	47,307
Revenue	2,052,275	4,224,327	774,600	774,600	500
Transfers In	1,013,291	199,134	408,409	408,409	408,089
Total Resources Available	<u>3,321,130</u>	<u>4,675,829</u>	<u>1,269,331</u>	<u>1,297,560</u>	<u>455,896</u>
Expenditures	3,068,762	1,094,878	1,250,253	1,250,253	421,088
Transfers Out	—	3,466,400	—	—	—
Total Requirements	<u>3,068,762</u>	<u>4,561,278</u>	<u>1,250,253</u>	<u>1,250,253</u>	<u>421,088</u>
Ending Cash Balance	<u>252,368</u>	<u>114,551</u>	<u>19,078</u>	<u>47,307</u>	<u>34,808</u>

DEBT SERVICE FUND TRANSFERS

		2016	2017	2018	2018	2019
		<u>Actual</u>	<u>Actual</u>	<u>Budget</u>	<u>Forecast</u>	<u>Budget</u>
<u>Operating Transfers</u>						
<u>To</u>	<u>From</u>					
Debt Service - 310	General Fund - 100	1,013,291	—	—	—	—
Debt Service - 310	Occupation Tax - 211	—	48,020	257,644	257,644	257,765
Debt Service - 310	Special Asses - 401	—	151,114	150,765	150,765	150,324
Total		1,013,291	199,134	408,409	408,409	408,089

<u>Operating Transfers</u>						
<u>From</u>	<u>To</u>					
Debt Service - 310	General Fund - 100	—	—	—	—	—
Debt Service - 310	Capital Projects - 400	—	3,466,400	—	—	—
Total		—	3,466,400	—	—	—

Fund Debt Service	Department Summary	Finance
Fund Type Debt Service	Supervisor Finance Director	310

Description

The Debt Service Fund accounts for all general obligation debt. There is currently no debt being paid with a dedicated property tax levy. Funding for payments come from taxes collected by other funds.

Budget Narrative

The budget provides for principal, interest and fiscal agent fees. Revenues are from tax receipts designated for debt service. If capital improvements are bonded during the year, receipts of bond proceeds are transferred out to the capital improvement project funds to fund that project.

CITY OF GRAND ISLAND
REVENUES FOR BUDGET YEAR ENDING SEPTEMBER 30, 2019

DEBT SERVICE	2016 ACTUAL	2017 ACTUAL	2018 BUDGET	2018 FORECAST	2019 BUDGET

GENERAL TAX REVENUE	-----				
31050101 74005 PROPERTY TAXES	806,348	740,857	770,000	770,000	0
31050101 74006 MOTOR VEHICLE TAX	10,965	2,951	3,200	3,200	0
TOTAL GENERAL TAX REVENUE	<u>817,313</u>	<u>743,808</u>	<u>773,200</u>	<u>773,200</u>	<u>0</u>
OTHER REVENUE	-----				
31050101 74787 INTEREST & DIVIDEND	3,962	14,119	1,400	1,400	500
TOTAL OTHER REVENUE	<u>3,962</u>	<u>14,119</u>	<u>1,400</u>	<u>1,400</u>	<u>500</u>
TOTAL DEBT SERVICE	<u>821,275</u>	<u>757,927</u>	<u>774,600</u>	<u>774,600</u>	<u>500</u>
STREET IMPROVEMENT DIS	-----				
OTHER FINANCING SRC	-----				
31050161 74840 SPECIAL ASMT BOND PROCEEDS	1,231,000	0	0	0	0
TOTAL OTHER FINANCING SRC	<u>1,231,000</u>	<u>0</u>	<u>0</u>	<u>0</u>	<u>0</u>
TOTAL 2014-15 STREET IMPROVEMENT DIS	<u>1,231,000</u>	<u>0</u>	<u>0</u>	<u>0</u>	<u>0</u>
EMERGENCY MANAGEMENT DEBT SRVC	-----				
OTHER FINANCING SRC	-----				
31050162 74845 OTHER BOND PROCEEDS	0	3,466,400	0	0	0
TOTAL OTHER FINANCING SRC	<u>0</u>	<u>3,466,400</u>	<u>0</u>	<u>0</u>	<u>0</u>
TOTAL EMERGENCY MANAGEMENT DEBT SRVC	<u>0</u>	<u>3,466,400</u>	<u>0</u>	<u>0</u>	<u>0</u>
TOTAL REVENUES	<u>2,052,275</u>	<u>4,224,327</u>	<u>774,600</u>	<u>774,600</u>	<u>500</u>

CITY OF GRAND ISLAND
EXPENSES FOR BUDGET YEAR ENDING SEPTEMBER 30, 2019

DEBT SERVICE	2016 ACTUAL	2017 ACTUAL	2018 BUDGET	2018 FORECAST	2019 BUDGET

OPERATING EXPENSES					

31050101 85209 COLLECTION SERVICES	7,980	7,399	13,000	13,000	13,000
TOTAL OPERATING EXPENSES	<u>7,980</u>	<u>7,399</u>	<u>13,000</u>	<u>13,000</u>	<u>13,000</u>
TOTAL DEBT SERVICE	<u>7,980</u>	<u>7,399</u>	<u>13,000</u>	<u>13,000</u>	<u>13,000</u>
2013/14 VARIOUS PURPOSE BOND					

DEBT SERVICE					

31050158 85705 BOND PRINCIPAL	2,230,000	0	0	0	0
31050158 85715 BOND INTEREST	976	0	0	0	0
31050158 85725 FISCAL AGENT FEES	250	0	0	0	0
TOTAL DEBT SERVICE	<u>2,231,226</u>	<u>0</u>	<u>0</u>	<u>0</u>	<u>0</u>
TOTAL 2013/14 VARIOUS PURPOSE BOND	<u>2,231,226</u>	<u>0</u>	<u>0</u>	<u>0</u>	<u>0</u>
2006 LAW ENFORCEMENT CENTER					

DEBT SERVICE					

31050160 85705 BOND PRINCIPAL	755,000	780,000	805,000	805,000	0
31050160 85715 BOND INTEREST	60,990	43,625	23,345	23,345	0
31050160 85725 FISCAL AGENT FEES	500	500	500	500	0
TOTAL DEBT SERVICE	<u>816,490</u>	<u>824,125</u>	<u>828,845</u>	<u>828,845</u>	<u>0</u>
TOTAL 2006 LAW ENFORCEMENT CENTER	<u>816,490</u>	<u>824,125</u>	<u>828,845</u>	<u>828,845</u>	<u>0</u>
2014-15 STREET IMPORVEMENT DIS					

DEBT SERVICE					

31050161 85715 BOND PRINCIPAL	2,927	0	0	0	0
31050161 85716 BOND INTEREST	0	23,114	19,765	19,765	18,324
31050161 85719 LOAN PRINCIPAL EXPENSE	0	128,000	131,000	131,000	132,000
31050161 85725 FISCAL AGENT FEES	10,139	0	0	0	0
TOTAL DEBT SERVICE	<u>13,066</u>	<u>151,114</u>	<u>150,765</u>	<u>150,765</u>	<u>150,324</u>
TOTAL 2014-15 STREET IMPROVEMENT DIS	<u>13,066</u>	<u>151,114</u>	<u>150,765</u>	<u>150,765</u>	<u>150,324</u>

CITY OF GRAND ISLAND
EXPENSES FOR BUDGET YEAR ENDING SEPTEMBER 30, 2019

DEBT SERVICE	2016 ACTUAL	2017 ACTUAL	2018 BUDGET	2018 FORECAST	2019 BUDGET

EMERGENCY MANAGEMENT DEBT SRVC					

DEBT SERVICE					

31050162 85705 BOND PRINCIPAL	0	0	161,158	161,158	166,158
31050162 85715 BOND INTEREST	0	48,020	96,485	96,485	91,606
31050162 85725 FISCAL AGENT FEES	0	64,220	0	0	0
TOTAL DEBT SERVICE	<u>0</u>	<u>112,240</u>	<u>257,643</u>	<u>257,643</u>	<u>257,764</u>
TOTAL EMERGENCY MANAGEMENT DEBT SRVC	<u>0</u>	<u>112,240</u>	<u>257,643</u>	<u>257,643</u>	<u>257,764</u>
TOTAL EXPENSES	<u><u>3,068,762</u></u>	<u><u>1,094,878</u></u>	<u><u>1,250,253</u></u>	<u><u>1,250,253</u></u>	<u><u>421,088</u></u>

City of Grand Island 2018-2019

Annual Budget and Program of Municipal Services

Capital Improvement Fund

CAPITAL IMPROVEMENT FUND

	<u>2016</u> <u>Actual</u>	<u>2017</u> <u>Actual</u>	<u>2018</u> <u>Budget</u>	<u>2018</u> <u>Forecast</u>	<u>2019</u> <u>Budget</u>
Beginning Cash Balance	187,521	2,137,365	4,227,733	4,404,754	3,165,827
Revenue	1,026,833	23,571	500	500	500
Transfers In	3,450,002	4,166,400	1,000,000	1,000,000	1,000,000
Total Resources Available	<u>4,664,356</u>	<u>6,327,336</u>	<u>5,228,233</u>	<u>5,405,254</u>	<u>4,166,327</u>
Expenditures	2,526,991	1,122,392	5,228,231	2,239,427	3,541,355
Transfers Out	—	800,190	—	—	—
Total Requirements	<u>2,526,991</u>	<u>1,922,582</u>	<u>5,228,231</u>	<u>2,239,427</u>	<u>3,541,355</u>
Ending Cash Balance	<u>2,137,365</u>	<u>4,404,754</u>	<u>2</u>	<u>3,165,827</u>	<u>624,972</u>
Unrestricted Cash	2,137,365	4,404,754	2	3,165,827	624,972
Restricted Cash-Future Projects	—	—	—	—	—
	<u>2,137,365</u>	<u>4,404,754</u>	<u>2</u>	<u>3,165,827</u>	<u>624,972</u>

CAPITAL IMPROVEMENT FUND TRANSFERS

		<u>2016</u>	<u>2017</u>	<u>2018</u>	<u>2018</u>	<u>2019</u>
		<u>Actual</u>	<u>Actual</u>	<u>Budget</u>	<u>Forecast</u>	<u>Budget</u>
<u>Operating Transfers</u>						
<u>To</u>	<u>From</u>					
Capital Projects - 400	General Fund - 100	—	700,000	1,000,000	1,000,000	1,000,000
Capital Projects - 400	Cemetery Fund - 202	—	—	—	—	—
Capital Projects - 400	State Gas Tax - 210	3,450,002	—	—	—	—
Capital Projects - 400	Keno - 220	—	—	—	—	—
Capital Projects - 400	Debt Service - 310	—	3,466,400	—	—	—
Capital Projects - 400	Special Assess - 401	—	—	—	—	—
Total		<u>3,450,002</u>	<u>4,166,400</u>	<u>1,000,000</u>	<u>1,000,000</u>	<u>1,000,000</u>

<u>Operating Transfers</u>						
<u>From</u>	<u>To</u>					
Capital Projects - 400	General Fund - 100	—	—	—	—	—
Capital Projects - 400	State Gas Tax - 210	—	—	—	—	—
Capital Projects - 400	Keno - 220	—	—	—	—	—
Capital Projects - 400	Gas Tax Fund - 210	—	800,190	—	—	—
Total		<u>—</u>	<u>800,190</u>	<u>—</u>	<u>—</u>	<u>—</u>

Fund Capital Projects	Department Summary	General Government
Fund Type Capital Improvements	Supervisor City Administrator	400

Description

The purpose of this fund is to provide for capital improvements, planning, infrastructure construction, building construction, renovation and replacement, street and drainage improvements (effective 10-1-16 these are reported in 210 fund), and other improvements of a project nature. Capital improvements are distinguished from capital outlay items which are contained in department and other fund budgets in that the items must 1) have a useful life of at least one year; and 2) be a major capital facility or improvement to a facility in excess of \$25,000 or be part of an ongoing project that meets the preceding criteria on a total basis; and 3) be for general government purpose.

Budget Narrative

This budget provides for capital improvements funded by revenues such as the local option sales tax and various outside funding sources such as grants and Special Assessments.

CITY OF GRAND ISLAND
REVENUES FOR BUDGET YEAR ENDING SEPTEMBER 30, 2019

CAPITAL PROJECTS	2016 ACTUAL	2017 ACTUAL	2018 BUDGET	2018 FORECAST	2019 BUDGET

PARKS CAPITAL PROJECTS					

OTHER REVENUE					

40000300 74711 30000 PARK PROJECT	128,000	18,000	0	0	0
TOTAL OTHER REVENUE	<u>128,000</u>	<u>18,000</u>	<u>0</u>	<u>0</u>	<u>0</u>

TOTAL PARKS CAPITAL PROJECTS	<u>128,000</u>	<u>18,000</u>	<u>0</u>	<u>0</u>	<u>0</u>

UNASSIGNED CAP PROJECT FUNDING					

OTHER REVENUE					

40070001 74795 OTHER REVENUE	891,526	5,039	0	0	0
40070001 74799 CREDIT CARD REBATE	7,307	532	500	500	500
TOTAL OTHER REVENUE	<u>898,833</u>	<u>5,571</u>	<u>500</u>	<u>500</u>	<u>500</u>

TOTAL UNASSIGNED CAP PROJECT FUNDING	<u>898,833</u>	<u>5,571</u>	<u>500</u>	<u>500</u>	<u>500</u>

TOTAL REVENUES	<u><u>1,026,833</u></u>	<u><u>23,571</u></u>	<u><u>500</u></u>	<u><u>500</u></u>	<u><u>500</u></u>

CITY OF GRAND ISLAND
EXPENSES FOR BUDGET YEAR ENDING SEPTEMBER 30, 2019

CAPITAL PROJECTS	2016 ACTUAL	2017 ACTUAL	2018 BUDGET	2018 FORECAST	2019 BUDGET

PARKS CAPITAL PROJECTS					

CAPITAL OUTLAY					

40000300 1000 30000 ENG/DESIGN - UNRESTRIC	3,440	0	0	0	0
40000300 1000 30001 ENG/DESIGN - UNRESTRIC	5,636	0	0	0	0
40000300 1000 30003 ENG/DESIGN - UNRESTRIC	18,188	2,746	0	0	0
40000300 1000 30005 ENG/DESIGN - UNRESTRIC	130	0	0	0	0
40000300 1000 30006 ENG/DESIGN - UNRESTRIC	8,394	0	0	0	0
40000300 2000 30000 CONSTRUCTION - UNRESTR	438,443	0	0	0	0
40000300 2000 30001 CONSTRUCTION - UNRESTR	81,935	3,152	0	0	0
40000300 2000 30004 CONSTRUCTION - UNRESTR	6,689	0	0	0	0
40000300 2000 30011 CONSTRUCTION - UNRESTR	0	16,921	0	0	0
40000300 3000 30000 MATERIALS, EQUIP & SUP	7,784	0	0	0	0
40000300 3000 30001 MATERIALS, EQUIP & SUP	24,207	0	0	0	0
40000300 3000 30002 MATERIALS, EQUIP & SUP	19,008	0	0	0	0
40000300 3000 30004 MATERIALS, EQUIP & SUP	1,252	0	0	0	0
40000300 9999 30002 UNASSIGNED CAPITAL PRO	30,620	450	0	0	0
TOTAL CAPITAL OUTLAY	<u>645,726</u>	<u>23,269</u>	<u>0</u>	<u>0</u>	<u>0</u>
TOTAL PARKS CAPITAL PROJECTS	<u>645,726</u>	<u>23,269</u>	<u>0</u>	<u>0</u>	<u>0</u>
PUBLIC WORKS CAPITAL PROJECTS					

CAPITAL OUTLAY					

40000400 1000 40014 ENG/DESIGN - UNRESTRIC	0	76,740	1,041,200	90,000	0
40000400 1000 40025 ENG/DESIGN - UNRESTRIC	0	2,166	0	0	0
40000400 1100 40001 ENG/DESIGN - GAS TAX	37,574	0	0	0	0
40000400 1100 40002 ENG/DESIGN - GAS TAX	17,036	0	0	0	0
40000400 1100 40003 ENG/DESIGN - GAS TAX	11,530	0	0	0	0
40000400 1100 40005 ENG/DESIGN - GAS TAX	45,803	495	0	0	0
40000400 1100 40006 ENG/DESIGN - GAS TAX	8,537	0	0	0	0
40000400 1100 40018 ENG/DESIGN - GAS TAX	83,344	0	0	0	0
40000400 1200 40008 ENG/DESIGN - BOND	8,693	0	0	0	0
40000400 2000 40009 CONSTRUCTION - UNRESTR	187,968	600,890	937,042	638,036	641,355
40000400 2000 40024 CONSTRUCTION - UNRESTR	0	135,197	0	828	0
40000400 2000 40026 CONSTRUCTION - UNRESTR	0	67,225	0	110,563	0
40000400 2100 40000 CONSTRUCTION - GAS TAX	132,433	0	0	0	0
40000400 2100 40001 CONSTRUCTION - GAS TAX	430,814	0	0	0	0
40000400 2100 40003 CONSTRUCTION - GAS TAX	142,150	0	0	0	0
40000400 2100 40004 CONSTRUCTION - GAS TAX	353,946	0	0	0	0
40000400 2100 40006 CONSTRUCTION - GAS TAX	54,874	0	0	0	0

CITY OF GRAND ISLAND
EXPENSES FOR BUDGET YEAR ENDING SEPTEMBER 30, 2019

CAPITAL PROJECTS	2016 ACTUAL	2017 ACTUAL	2018 BUDGET	2018 FORECAST	2019 BUDGET

40000400 2100 40015 CONSTRUCTION - GAS TAX	80,355	0	0	0	0
40000400 2100 40016 CONSTRUCTION - GAS TAX	73,834	0	0	0	0
40000400 2100 40017 CONSTRUCTION - GAS TAX	52,744	0	0	0	0
40000400 3101 40017 MATERIALS, EQP, SUP -	2,362	0	0	0	0
TOTAL CAPITAL OUTLAY	<u>1,723,997</u>	<u>882,713</u>	<u>1,978,242</u>	<u>839,427</u>	<u>641,355</u>
OTHER FINANCING USES					

40000400 3100 40011 ASSESSMENT PYMT - GAS	85,664	0	0	0	0
TOTAL OTHER FINANCING USES	<u>85,664</u>	<u>0</u>	<u>0</u>	<u>0</u>	<u>0</u>
TOTAL PUBLIC WORKS CAPITAL PROJECT	<u>1,809,661</u>	<u>882,713</u>	<u>1,978,242</u>	<u>839,427</u>	<u>641,355</u>
OTHER CAPITAL PROJECTS					

CAPITAL OUTLAY					

40000600 1000 60911 ENG/DESIGN - UNRESTRIC	8,000	195,658	0	1,400,000	0
40000600 2000 60000 CONSTRUCTION - UNRESTR	63,604	0	0	0	0
40000600 2200 60911 CONSTRUCTION - BOND	0	20,752	3,249,989	0	2,000,000
TOTAL CAPITAL OUTLAY	<u>71,604</u>	<u>216,410</u>	<u>3,249,989</u>	<u>1,400,000</u>	<u>2,000,000</u>
TOTAL OTHER CAPITAL PROJECTS	<u>71,604</u>	<u>216,410</u>	<u>3,249,989</u>	<u>1,400,000</u>	<u>2,000,000</u>
UNASSIGNED CAP PROJECT FUNDING					

CAPITAL OUTLAY					

40070001 9999 UNASSIGNED CAPITAL PROJECTS	0	0	0	0	900,000
TOTAL CAPITAL OUTLAY	<u>0</u>	<u>0</u>	<u>0</u>	<u>0</u>	<u>900,000</u>
TOTAL UNASSIGNED CAP PROJECT FUNDING	<u>0</u>	<u>0</u>	<u>0</u>	<u>0</u>	<u>900,000</u>
TOTAL EXPENSES	<u>2,526,991</u>	<u>1,122,392</u>	<u>5,228,231</u>	<u>2,239,427</u>	<u>3,541,355</u>

City of Grand Island 2018-2019

Annual Budget and Program of Municipal Services

Special Assessment Fund

SPECIAL ASSESSMENTS FUND

	<u>2016</u> <u>Actual</u>	<u>2017</u> <u>Actual</u>	<u>2018</u> <u>Budget</u>	<u>2018</u> <u>Forecast</u>	<u>2019</u> <u>Budget</u>
Beginning Cash Balance	1,583,278	359,415	436,331	509,127	535,558
Revenue	789,428	302,082	521,000	177,196	121,000
Transfers In	—	—	—	—	—
Total Resources Available	<u>2,372,706</u>	<u>661,497</u>	<u>957,331</u>	<u>686,323</u>	<u>656,558</u>
Expenditures	—	1,256	—	—	—
Transfers Out	2,013,291	151,114	150,765	150,765	150,324
Total Requirements	<u>2,013,291</u>	<u>152,370</u>	<u>150,765</u>	<u>150,765</u>	<u>150,324</u>
Ending Cash Balance	<u>359,415</u>	<u>509,127</u>	<u>806,566</u>	<u>535,558</u>	<u>506,234</u>

SPECIAL ASSESSMENT FUND TRANSFERS

		<u>2016</u>	<u>2017</u>	<u>2018</u>	<u>2018</u>	<u>2019</u>
		<u>Actual</u>	<u>Actual</u>	<u>Budget</u>	<u>Forecast</u>	<u>Budget</u>
<u>Operating Transfers</u>						
<u>From</u>	<u>To</u>					
Cap Proj - Spec Ass- 401	Capital Projects - 400	1,000,000	—	—	—	—
Cap Proj - Spec Ass- 401	Debt Service Fund - 310	1,013,291	151,114	150,765	150,765	150,324
Total		2,013,291	151,114	150,765	150,765	150,324

Fund Capital Projects	Department Summary	General Government
Fund Type Special Assessments	Supervisor City Administrator	401

Description

This fund reflects the collection and disbursement of assessments and interest on paving and sidewalk districts. The Special Assessment revenues are transferred to Fund 400 for Capital Improvement Projects or can be transferred to Fund 310 for Debt Service if the initial assessment was bonded.

Budget Narrative

The budget for fiscal year 2018-2019 reflects the collection of outstanding assessments. In 2015-2016 bonds were issued for two assessment districts. Those payments will be received and transferred to the debt service fund for the needed payment of that debt.

CITY OF GRAND ISLAND
REVENUES FOR BUDGET YEAR ENDING SEPTEMBER 30, 2019

SPECIAL ASSESSMENTS	2016 ACTUAL	2017 ACTUAL	2018 BUDGET	2018 FORECAST	2019 BUDGET

OTHER REVENUE					

40133501 74787 INTEREST & DIVIDEND REVENUE	5,380	2,712	1,000	1,000	1,000
TOTAL OTHER REVENUE	<u>5,380</u>	<u>2,712</u>	<u>1,000</u>	<u>1,000</u>	<u>1,000</u>
SPECIAL ASSESSMENTS					

40133501 74105 PAVING ASSESSMENTS	721,501	202,317	500,000	105,000	100,000
40133501 74110 SIDEWALK ASSESSMENTS	955	3,261	1,500	1,500	1,500
40133501 74705 PAVING ASSESSMENT INT	37,980	90,325	18,000	69,196	18,000
40133501 74710 SIDEWALK ASSESSMENT INT	185	1,081	500	500	500
40133501 74764 DRAINAGE ASSESSMENTS	23,379	2,386	0	0	0
40133501 74766 DRAINAGE ASSESSMENT INT	48	0	0	0	0
TOTAL SPECIAL ASSESSMENTS	<u>784,048</u>	<u>299,370</u>	<u>520,000</u>	<u>176,196</u>	<u>120,000</u>
TOTAL SPECIAL ASSESSMENTS	<u>789,428</u>	<u>302,082</u>	<u>521,000</u>	<u>177,196</u>	<u>121,000</u>
TOTAL REVENUES	<u><u>789,428</u></u>	<u><u>302,082</u></u>	<u><u>521,000</u></u>	<u><u>177,196</u></u>	<u><u>121,000</u></u>

CITY OF GRAND ISLAND
EXPENSES FOR BUDGET YEAR ENDING SEPTEMBER 30, 2019

SPECIAL ASSESSMENTS	2016 ACTUAL	2017 ACTUAL	2018 BUDGET	2018 FORECAST	2019 BUDGET

OPERATING EXPENSES					

40133501 85490 OTHER EXPENDITURES	0	1,256	0	0	0
TOTAL OPERATING EXPENSES	0	1,256	0	0	0

TOTAL SPECIAL ASSESSMENTS	0	1,256	0	0	0

TOTAL EXPENSES	0	1,256	0	0	0
=====					

City of Grand Island 2018-2019

Annual Budget and Program of Municipal Services

Capital Equipment Fund

CAPITAL EQUIPMENT FUND

	<u>2016</u> <u>Actual</u>	<u>2017</u> <u>Actual</u>	<u>2018</u> <u>Budget</u>	<u>2018</u> <u>Forecast</u>	<u>2019</u> <u>Budget</u>
Beginning Cash Balance	—	—	—	—	—
Revenue	—	—	—	—	272,000
Transfers In	—	—	—	—	1,950,000
Total Resources Available	—	—	—	—	2,222,000
Expenditures	—	—	—	—	2,160,989
Transfers Out	—	—	—	—	—
Total Requirements	—	—	—	—	2,160,989
Ending Cash Balance	—	—	—	—	61,011

CAPITAL EQUIPMENT FUND TRANSFERS

		<u>2016</u>	<u>2017</u>	<u>2018</u>	<u>2018</u>	<u>2019</u>
		<u>Actual</u>	<u>Actual</u>	<u>Budget</u>	<u>Forecast</u>	<u>Budget</u>
<u>Operating Transfers</u>						
<u>From</u>	<u>To</u>					
General Fund	Capital Equipment	—	—	—	—	1,950,000
Total		—	—	—	—	1,950,000

Fund Capital Equipment	Department Summary	General Government
Fund Type Capital Equipment	Supervisor Finance Director	410

Description

The Capital Equipment Fund is for the purchase of capital equipment for all governmental funds within the City.

Budget Narrative

The budget for fiscal year 2018-2019 represents the first year for this fund. Funding for the year primarily comes from a transfer from the General Fund, but the County reimburses for half of the cost for the Emergency Management equipment.

CAPITAL EQUIPMENT FUND

		Account Number	2018 Budget	2018 Forecast	2019 Budget
FIRE/AMBULANCE SERVICES					
LAND IMP	Training Tower	10022101 85608	19,000	18,580	-
	Subtotal		19,000	18,580	-
BLDG IMP	Station #3 remodel	10022101 85612	25,000	19,224	-
BLDG IMP	Station #4 relocation/replacement fund	41022101 85612	-	-	200,000
	Subtotal		25,000	19,224	200,000
M & E	Phoenix Dispatch System - automated dispatch software	41022101 85615		-	200,000
M & E	Two ambulance cots and two power load systems	41022101 85615		-	85,000
M & E	Emergency generator for fire station #3	41022101 85615		-	27,000
M & E	Heart Monitor	10022101 85615	25,000		-
M & E	SCBA Packs - 10% match of a grant	10022101 85615	29,545		-
	Subtotal		54,545	-	312,000
VEH	Shift Commander Vehicle	10022101 85625	38,000	37,866	-
VEH	2016 Braun XL Chief Type 3 Ambulance	10022101 85625	248,000	248,000	-
	Subtotal		286,000	285,866	-
FIRE/AMBULANCE SERVICES TOTAL			384,545	323,670	512,000
POLICE SERVICES					
VEH	Police Vehicles - 4 Vehicles	41022301 85625	-	-	121,000
VEH	Police Vehicles - 4 Vehicles	10022301 85625	118,000	116,576	-
POLICE TOTAL			118,000	116,576	121,000
EMERGENCY MANAGEMENT					
M&E	Outdoor Warning Sirens (2)	10022601 85615	32,696	21,851	-
M&E	Radio Repeater	10022605 85615	27,000	920	-
M&E	911 Center equipment, systems and furniture	41022601 85615	-	-	155,000
	Subtotal		59,696	22,771	155,000
OFF EQ	Phoenix	41022601 85620	-	-	50,000
	Subtotal		-	-	50,000
EMERGENCY MANAGEMENT TOTAL			59,696	22,771	205,000
LIBRARY					
OFF EQ	IT Equipment	10044301 85620	15,000	-	-
OFF EQ	IT Equipment	41044301 85620	-	-	15,000
LIBRARY TOTAL			15,000	-	15,000

CAPITAL EQUIPMENT FUND

		Account Number		2018 Budget	2018 Forecast	2019 Budget
PARKS & RECREATION						
M & E	(2) 72" Mowers	10044403	85615	55,000	48,515	-
M & E	One 60" Mower	10044525	85615	15,000	9,550	-
M & E	Six 36" Mowers	10044405	85615	26,000	22,950	-
M & E	30 Sporting Clay Target Throwing Machines	10044801	85615	120,000	120,000	-
M & E	20 Skeet/Trap Target Throwing Machines	10044801	85615	80,000	30,000	-
M & E	Vertical Turbine	10044901	85615	15,000	10,632	-
M & E	(2) Ventral Mower and attachments	10044901	85615	42,000	40,056	-
M & E	Cemetery - Loader for Tractor	41044401	85615	-	-	10,000
M & E	Golf - Mower	41044401	85615	-	-	36,000
M & E	Golf - Two Utility Vehicle	41044401	85615	-	-	34,000
M & E	Parks - Two 72" Mowers	41044401	85615	-	-	72,000
M & E	Parks - Mini Excavator	41044401	85615	-	-	30,000
M & E	Parks - Skid Loader	41044401	85615	-	-	80,000
M & E	Parks - 128" Mower	41044401	85615	-	-	65,000
M & E	HPSP - Mower	41044401	85615	-	-	20,000
M & E	HPSP - Articulated Loader	41044401	85615	-	-	70,000
M & E	HPSP - 15 New Golf Cars	41044401	85615	-	-	75,000
Subtotal				353,000	281,703	492,000
VEH	Utility Vehicle	10044801	85625	15,000	15,241	-
VEH	Cemetery - 3/4 ton truck	41044401	85625	-	-	45,000
VEH	Parks - 1/2 Ton Pickup	41044401	85625	-	-	32,000
VEH	HPSP - Target throwing machines	41044401	85625	-	-	50,000
Subtotal				15,000	15,241	127,000
BLD IMP	Heating & AC Clubhouse	10044901	85612	15,000	18,200	-
BLD IMP	Building Repairs	41044401	85612	-	-	35,000
Subtotal				15,000	18,200	35,000
TOTAL PARKS & RECREATION				383,000	315,144	654,000

CAPITAL EQUIPMENT FUND

		Account Number		2018	2018	2019
				Budget	Forecast	Budget
STREET AND ALLEY - @ 2018 Budget was done through the 21033501 organization number						
@						
M & E	Snow Heaver, Front-End (downpayment) - Replacement	41033501	85615		-	10,000
M & E	Street Sweeper - Replacement	41033501	85615		-	195,000
M & E	Front-End Loader- Replacement	41033501	85615		-	190,000
M & E	Snow Gate for Motor Grader (2) - New	41033501	85615		-	15,000
M & E	Tractor	41033501	85615	42,250	42,250	42,266
M & E	Motor grader	41033501	85615	45,723	45,722	45,723
M & E	Snow Blower, Front-End Loader Mounted	41033501	85615	15,973	15,973	-
M & E	Sewer Combo Unit (downpayment) - Replacement	41033501	85615		-	10,000
M & E	Skid Steer Loader T650 (buy back program)	41033501	85615	10,000	5,914	10,000
M & E	Skid Steer Loader T595(buy back program)	41033501	85615	6,000	3,300	6,000
M & E	Trailer Mounted Attenuator	41033501	85615	23,000	14,481	-
	Sub total			142,946	127,640	523,989
VEH	Sewer Combo Unit - Lease Purchase	41033501	85625	37,500	37,535	-
VEH	Bucket Truck for Traffic Sign - Replacements	41033501	85625		-	130,000
VEH	1/2 Ton Pickup	41033501	85625	32,000	28,578	-
	Sub total			69,500	66,113	130,000
STREET AND ALLEY TOTAL				212,446	193,753	653,989
CAPITAL EQUIPMENT FUND TOTAL				1,172,687	971,914	2,160,989

CITY OF GRAND ISLAND
REVENUES FOR BUDGET YEAR ENDING SEPTEMBER 30, 2019

CAPITAL EQUIPMENT	2016 ACTUAL	2017 ACTUAL	2018 BUDGET	2018 FORECAST	2019 BUDGET

EMERGENCY MANAGEMENT CAPITAL					

INTERGOVERNMENTAL					

41022601 74355 COUNTY SHARE OF COMM/CIVIL	0	0	0	0	102,500
TOTAL INTERGOVERNMENTAL	0	0	0	0	102,500

TOTAL EMERGENCY MANAGEMENT CAPITAL	0	0	0	0	102,500

STREETS CAPITAL EQUIPMENT					

GENERAL TAX REVENUE					

41033501 74039 RENTAL CAR OCCUPATION TAX	0	0	0	0	137,000
TOTAL GENERAL TAX REVENUE	0	0	0	0	137,000

OTHER FINANCING SOURCES					

41033501 74830 SALE OF FIXED ASSETS	0	0	0	0	32,500
TOTAL OTHER FINANCING SOURCES	0	0	0	0	32,500

TOTAL STREETS CAPITAL EQUIPMENT	0	0	0	0	169,500

TOTAL CAPITAL EQUIPMENT	0	0	0	0	272,000

TOTAL REVENUES	0	0	0	0	272,000
=====					

CITY OF GRAND ISLAND
EXPENSES FOR BUDGET YEAR ENDING SEPTEMBER 30, 2019

CAPITAL EQUIPMENT	2016 ACTUAL	2017 ACTUAL	2018 BUDGET	2018 FORECAST	2019 BUDGET

FIRE CAPITAL EQUIPMENT					

CAPITAL OUTLAY					

41022101 85612 BUILDING IMPROVEMENTS	0	0	0	0	200,000
41022101 85615 MACHINERY & EQUIPMENT	0	0	0	0	312,000
TOTAL CAPITAL OUTLAY	<u>0</u>	<u>0</u>	<u>0</u>	<u>0</u>	<u>512,000</u>

TOTAL FIRE CAPITAL EQUIPMENT	<u>0</u>	<u>0</u>	<u>0</u>	<u>0</u>	<u>512,000</u>

POLICE CAPITAL EQUIPMENT					

CAPITAL OUTLAY					

41022301 85625 VEHICLES	0	0	0	0	121,000
TOTAL CAPITAL OUTLAY	<u>0</u>	<u>0</u>	<u>0</u>	<u>0</u>	<u>121,000</u>

TOTAL POLICE CAPITAL EQUIPMENT	<u>0</u>	<u>0</u>	<u>0</u>	<u>0</u>	<u>121,000</u>

EMERGENCY MANAGEMENT CAPITAL					

CAPITAL OUTLAY					

41022601 85615 MACHINERY & EQUIPMENT	0	0	0	0	155,000
41022601 85620 OFFICE FURNITURE & EQUIP	0	0	0	0	50,000
TOTAL CAPITAL OUTLAY	<u>0</u>	<u>0</u>	<u>0</u>	<u>0</u>	<u>205,000</u>

TOTAL EMERGENCY MANAGEMENT CAPITAL	<u>0</u>	<u>0</u>	<u>0</u>	<u>0</u>	<u>205,000</u>

STREETS CAPITAL EQUIPMENT					

CAPITAL OUTLAY					

41033501 85615 MACHINERY & EQUIPMENT	0	0	0	0	523,989
41033501 85625 VEHICLES	0	0	0	0	130,000
TOTAL CAPITAL OUTLAY	<u>0</u>	<u>0</u>	<u>0</u>	<u>0</u>	<u>653,989</u>

TOTAL STREETS CAPITAL EQUIPMENT	<u>0</u>	<u>0</u>	<u>0</u>	<u>0</u>	<u>653,989</u>

CITY OF GRAND ISLAND
EXPENSES FOR BUDGET YEAR ENDING SEPTEMBER 30, 2019

CAPITAL EQUIPMENT	2016 ACTUAL	2017 ACTUAL	2018 BUDGET	2018 FORECAST	2019 BUDGET

LIBRARY CAPITAL EQUIPMENT					

CAPITAL OUTLAY					

41044301 85620 OFFICE FURNITURE & EQUIP	0	0	0	0	15,000
TOTAL CAPITAL OUTLAY	0	0	0	0	15,000

TOTAL LIBRARY CAPITAL EQUIPMENT	0	0	0	0	15,000

PARKS CAPITAL EQUIPMENT					

CAPITAL OUTLAY					

41044401 85612 BUILDING IMPROVEMENTS	0	0	0	0	35,000
41044401 85615 MACHINERY & EQUIPMENT	0	0	0	0	492,000
41044401 85625 VEHICLES	0	0	0	0	127,000
TOTAL CAPITAL OUTLAY	0	0	0	0	654,000

TOTAL PARKS CAPITAL EQUIPMENT	0	0	0	0	654,000

TOTAL CAPITAL EQUIPMENT	0	0	0	0	2,160,989

TOTAL EXPENSES	0	0	0	0	2,160,989
=====					

City of Grand Island 2018-2019

Annual Budget and Program of Municipal Services

Enterprise Fund

ENTERPRISE FUND SUMMARY

	<u>2016</u> <u>Actual</u>	<u>2017</u> <u>Actual</u>	<u>2018</u> <u>Budget</u>	<u>2018</u> <u>Forecast</u>	<u>2019</u> <u>Budget</u>
Beginning Cash Balance	78,322,364	81,215,870	89,073,037	88,944,976	83,578,499
Revenue	103,111,647	120,595,315	114,119,054	111,692,513	111,946,520
Transfers In	—	200,000	—	—	—
Total Resources Available	<u>181,434,011</u>	<u>202,011,185</u>	<u>203,192,091</u>	<u>200,637,489</u>	<u>195,525,019</u>
Expenditures	99,427,261	112,312,106	127,204,312	116,991,240	118,454,595
Transfers Out	790,880	754,103	—	67,750	—
Total Requirements	<u>100,218,141</u>	<u>113,066,209</u>	<u>127,204,312</u>	<u>117,058,990</u>	<u>118,454,595</u>
Ending Cash Balance	<u>81,215,870</u>	<u>88,944,976</u>	<u>75,987,779</u>	<u>83,578,499</u>	<u>77,070,424</u>
Unrestricted Cash	59,021,303	61,266,240	61,274,761	65,792,927	62,238,245
Restricted Cash-Future Expansion	3,511,312	4,193,864	—	3,000,000	—
Restricted Cash	18,683,255	23,484,872	14,713,018	14,785,572	14,832,179
	<u>81,215,870</u>	<u>88,944,976</u>	<u>75,987,779</u>	<u>83,578,499</u>	<u>77,070,424</u>

ENTERPRISE FUNDS TRANSFERS

		<u>2016</u>	<u>2017</u>	<u>2018</u>	<u>2018</u>	<u>2019</u>
		<u>Actual</u>	<u>Actual</u>	<u>Budget</u>	<u>Forecast</u>	<u>Budget</u>
<u>Operating Transfers</u>						
<u>To</u>	<u>From</u>					
Golf Course - 510	General Fund - 100		200,000	—	—	—
Total		—	200,000	—	—	—
<u>Operating Transfers</u>						
<u>From</u>	<u>To</u>					
Golf Course - 510	General Fund - 100	—	—	—	67,750	—
Electric - 520	General Fund - 100	718,938	675,217	—	—	—
Water - 525	General Fund - 100	71,942	78,886	—	—	—
Total		790,880	754,103	—	67,750	—

Fund Enterprise	Department Summary	Public Works
Fund Type Solid Waste	Supervisor Public Works Director	505

Description

The Solid Waste Division owns and operates a 330 acre Landfill located on Husker Hwy 18 miles west of US Hwy 281 and a Transfer Station & Compost operation on a 32 acre site located on Old Potash Hwy 3 miles west of US Hwy 281. The next landfill expansion is ongoing for FY2019. The Landfill was constructed and is being operated in accordance with the latest environmental standards and Federal & State Regulations. The Division competes with other facilities in the area and receives most of the solid waste from Hall County and some from surrounding areas. The Division is funded entirely through revenues generated by gate fees at the facilities.

Budget Narrative

This budget provides for the continued operation and upgrading of the Solid Waste Division's facilities and equipment. The capital portion of the budget provides for a clear-span building, hydroseeder, and perimeter fencing at the landfill. Also included in the capital portion are funds for concrete replacement, a new wheel loader, truck-tractor, transfer trailer, and grapple bucket at the transfer station. We have also budgeted \$4,000,000 for Cell 3 construction activities at the landfill. There is a 4% rate increase proposed for this fiscal year.

Personnel

Title	2016	2017	2018	Net Change	2019
Accounting Technician - Solid Waste	1	1	1	0	1
Equipment Operator	6	6	6	0	6
Seasonal Worker	1.2	1.2	1.2	0	1.2
Solid Waste Division Clerk	1.5	1.5	1.5	0.75	2.25
Solid Waste Foreman	2	2	2	0	2
Solid Waste Superintendent	1	1	1	0	1
Totals:	12.7	12.7	12.7	0.75	13.45

SOLID WASTE

	2016	2017	2018	2018	2019
	<u>Actual</u>	<u>Actual</u>	<u>Budget</u>	<u>Forecast</u>	<u>Budget</u>
Beginning Cash Balance	9,343,825	9,893,921	10,056,550	10,429,019	7,410,560
Revenue	2,890,962	3,455,385	3,058,200	3,047,200	3,269,000
Transfers In	—	—	—	—	—
Total Resources Available	<u>12,234,787</u>	<u>13,349,306</u>	<u>13,114,750</u>	<u>13,476,219</u>	<u>10,679,560</u>
Expenditures	2,340,866	2,920,287	6,849,086	6,065,659	3,585,246
Transfers Out	—	—	—	—	—
Total Requirements	<u>2,340,866</u>	<u>2,920,287</u>	<u>6,849,086</u>	<u>6,065,659</u>	<u>3,585,246</u>
Ending Cash Balance	<u>9,893,921</u>	<u>10,429,019</u>	<u>6,265,664</u>	<u>7,410,560</u>	<u>7,094,314</u>
Restricted Cash-Future Expansion	3,511,312	4,193,864	—	3,000,000	—
Restricted Cash-Landfill Closure	4,125,082	4,138,823	4,125,000	4,138,823	4,150,000
Unrestricted Cash	2,257,527	2,096,332	2,140,664	271,737	2,944,314
	<u>9,893,921</u>	<u>10,429,019</u>	<u>6,265,664</u>	<u>7,410,560</u>	<u>7,094,314</u>
Personnel	1,022,451	1,039,476	1,055,218	1,055,218	1,120,955
Operating	768,072	842,537	1,077,868	1,060,241	1,160,291
Capital	550,343	1,038,274	4,716,000	3,950,200	1,304,000
Total Expenditures	<u>2,340,866</u>	<u>2,920,287</u>	<u>6,849,086</u>	<u>6,065,659</u>	<u>3,585,246</u>

ENTERPRISE FUNDS-CAPITAL

		Account Number	2018 Budget	2018 Forecast	2019 Budget
SOLID WASTE					
Transfer Station					
BLD IMP	Concrete Improvements	50530040 85612	40,000	19,000	20,000
	Sub total		40,000	19,000	20,000
M & E	Wheel Loader	50530040 85615	260,000	187,655	-
M & E	Grapple Bucket	50530040 85615	21,000	19,814	-
M & E	Solid Rubber Wheel Loader Tires	50530040 85615			28,000
M & E	Mower	50530040 85615	-	-	24,000
	Sub total		281,000	207,469	52,000
VEH	Semi-Tractor	50530040 85625	110,000	95,100	-
VEH	Transfer Trailer	50530040 85625	85,000	63,232	-
	Sub total		195,000	158,332	-
	Total Transfer Station		516,000	384,801	72,000
Landfill					
LAND IMP	Litter Fences	50530043 85608	20,000	-	20,000
LAND IMP	Cell 3 Engineering/Construction	50530043 85608	4,000	-	250,000
LAND IMP	Operations/Facility Evaluation	50530043 85608	-	-	50,000
LAND IMP	Operations/Rate Evaluation	50530043 85608	75,000	-	-
	Sub total		99,000	-	320,000
BLD	Clear Span Building	50530043 85610	45,000	35,825	-
	Sub total		45,000	35,825	-
BLD IMP	Concrete Improvements	50530043 85612	20,000	9,413	20,000
	Sub total		20,000	9,413	20,000
M & E	Tractor Shredder	50530043 85615	-	-	16,000
M & E	Scraper Tires	50530043 85615	-	-	60,000
M & E	Loader Pallet Forks	50530043 85615	-	-	16,000
M & E	Dozer	50530043 85615	-	-	800,000
M & E	Hydroseeder	50530043 85615	40,000	39,900	-
	Sub total		40,000	39,900	892,000
	Total Landfill		204,000	85,138	1,232,000
SOLID WASTE TOTAL			720,000	469,939	1,304,000

CITY OF GRAND ISLAND
REVENUES FOR BUDGET YEAR ENDING SEPTEMBER 30, 2019

SOLID WASTE	2016 ACTUAL	2017 ACTUAL	2018 BUDGET	2018 FORECAST	2019 BUDGET

TRANSFER STATION					

OTHER REVENUE					

50530040 74773 CO-PAY HEALTH INSURANCE	8,652	3,533	0	0	0
50530040 74799 CREDIT CARD REBATE	3,405	3,178	3,200	3,200	4,000
TOTAL OTHER REVENUE	<u>12,057</u>	<u>6,711</u>	<u>3,200</u>	<u>3,200</u>	<u>4,000</u>

TOTAL TRANSFER STATION	<u>12,057</u>	<u>6,711</u>	<u>3,200</u>	<u>3,200</u>	<u>4,000</u>

YARD WASTE SITE					

OTHER REVENUE					

50530041 74773 CO-PAY HEALTH INSURANCE	1,281	427	0	0	0
TOTAL OTHER REVENUE	<u>1,281</u>	<u>427</u>	<u>0</u>	<u>0</u>	<u>0</u>

TOTAL YARD WASTE SITE	<u>1,281</u>	<u>427</u>	<u>0</u>	<u>0</u>	<u>0</u>

LANDFILL					

FEEES AND SERVICES					

50530043 74519 LANDFILL SERVICE FEES	2,746,946	3,063,749	3,000,000	3,000,000	3,100,000
50530043 74715 OTHER RENTAL	1,492	0	2,500	2,500	2,500
TOTAL FEES AND SERVICES	<u>2,748,438</u>	<u>3,063,749</u>	<u>3,002,500</u>	<u>3,002,500</u>	<u>3,102,500</u>

OTHER REVENUE					

50530043 74773 CO-PAY HEALTH INSURANCE	14,771	6,451	0	0	0
50530043 74787 INTEREST & DIVIDEND REVENUE	102,500	120,716	20,000	30,000	10,000
50530043 74795 OTHER REVENUE	11,915	1,331	2,500	11,500	2,500
TOTAL OTHER REVENUE	<u>129,186</u>	<u>128,498</u>	<u>22,500</u>	<u>41,500</u>	<u>12,500</u>

OTHER FINANCING SRC					

50530043 74830 SALE OF FIXED ASSETS	0	256,000	30,000	0	150,000
TOTAL OTHER FINANCING SRC	<u>0</u>	<u>256,000</u>	<u>30,000</u>	<u>0</u>	<u>150,000</u>

TOTAL LANDFILL	<u>2,877,624</u>	<u>3,448,247</u>	<u>3,055,000</u>	<u>3,044,000</u>	<u>3,265,000</u>

TOTAL REVENUES	<u>2,890,962</u>	<u>3,455,385</u>	<u>3,058,200</u>	<u>3,047,200</u>	<u>3,269,000</u>

CITY OF GRAND ISLAND
EXPENSES FOR BUDGET YEAR ENDING SEPTEMBER 30, 2019

SOLID WASTE	2016 ACTUAL	2017 ACTUAL	2018 BUDGET	2018 FORECAST	2019 BUDGET

TRANSFER STATION					

PERSONNEL SERVICES					

50530040 85105 SALARIES - REGULAR	266,841	240,760	287,067	287,067	339,690
50530040 85110 SALARIES - OVERTIME	32,752	31,160	35,750	35,750	35,750
50530040 85115 F.I.C.A. PAYROLL TAXES	21,646	19,411	24,695	24,695	28,721
50530040 85120 HEALTH INSURANCE	62,982	52,307	61,921	61,921	102,932
50530040 85125 LIFE INSURANCE	373	329	417	417	602
50530040 85130 DISABILITY INSURANCE	478	422	626	626	931
50530040 85140 CLOTHING ALLOWANCE	297	99	0	0	0
50530040 85145 PENSION CONTRIBUTION	17,747	16,072	18,777	18,777	21,912
50530040 85150 WORKERS COMPENSATION	6,711	7,519	8,922	8,922	4,695
50530040 85160 OTHER EMPLOYEE BENEFITS	88	212	238	238	187
50530040 85161 VEBA	3,434	8,400	3,822	3,822	4,602
TOTAL PERSONNEL SERVICES	<u>413,349</u>	<u>376,691</u>	<u>442,235</u>	<u>442,235</u>	<u>540,022</u>
OPERATING EXPENSES					

50530040 85201 AUDITING & ACCOUNTING	1,800	1,800	1,800	1,800	1,800
50530040 85213 CONTRACT SERVICES	46,185	34,901	38,000	36,000	43,000
50530040 85221 ADMINISTRATIVE SERVICES	4,616	5,766	22,827	22,000	24,000
50530040 85245 PRINTING & BINDING SERVICES	1,230	1,615	1,750	1,400	1,750
50530040 85305 UTILITY SERVICES	5,782	7,781	8,000	8,400	8,700
50530040 85324 REPAIR & MAINT - BUILDING	106,074	93,964	100,000	105,000	105,000
50530040 85340 RENT	3,969	3,972	6,500	5,000	6,500
50530040 85401 GENERAL LIABILITY INSURANCE	17,166	17,510	17,166	17,166	17,166
50530040 85410 TELEPHONE	2,392	3,005	3,300	2,500	3,000
50530040 85422 DUES & SUBSCRIPTIONS	212	420	1,300	1,000	1,300
50530040 85424 LICENSE & FEES	74,153	76,227	75,000	78,000	79,000
50530040 85428 TRAVEL & TRAINING	900	965	3,000	2,500	3,000
50530040 85505 OFFICE SUPPLIES	5,402	3,621	4,000	3,500	4,000
50530040 85515 GASOLINE	1,226	1,299	2,500	2,000	2,500
50530040 85520 DIESEL FUEL	36,680	56,136	100,000	100,000	120,000
50530040 85540 MISC OPERATING EQUIPMENT	11,542	5,939	18,000	12,000	18,000
TOTAL OPERATING EXPENSES	<u>319,329</u>	<u>314,921</u>	<u>403,143</u>	<u>398,266</u>	<u>438,716</u>

CITY OF GRAND ISLAND
EXPENSES FOR BUDGET YEAR ENDING SEPTEMBER 30, 2019

SOLID WASTE	2016 ACTUAL	2017 ACTUAL	2018 BUDGET	2018 FORECAST	2019 BUDGET

CAPITAL OUTLAY					

50530040 85612 BUILDING IMPROVEMENTS	34,600	23,475	40,000	39,000	20,000
50530040 85615 MACHINERY AND EQUIPMENT	118,738	0	281,000	210,000	52,000
50530040 85625 VEHICLES	232,405	0	195,000	155,000	0
TOTAL CAPITAL OUTLAY	<u>385,743</u>	<u>23,475</u>	<u>516,000</u>	<u>404,000</u>	<u>72,000</u>
TOTAL TRANSFER STATION	<u>1,118,421</u>	<u>715,087</u>	<u>1,361,378</u>	<u>1,244,501</u>	<u>1,050,738</u>
YARD WASTE SITE					

PERSONNEL SERVICES					

50530041 85105 SALARIES - REGULAR	89,326	89,336	59,964	59,964	61,409
50530041 85110 SALARIES - OVERTIME	6,097	6,162	3,575	3,575	3,575
50530041 85115 F.I.C.A. PAYROLL TAXES	7,157	7,164	4,861	4,861	4,971
50530041 85120 HEALTH INSURANCE	9,785	8,909	6,449	6,449	6,652
50530041 85125 LIFE INSURANCE	96	98	52	52	107
50530041 85130 DISABILITY INSURANCE	119	121	83	83	108
50530041 85140 CLOTHING ALLOWANCE	16	0	0	0	0
50530041 85145 PENSION CONTRIBUTION	4,270	4,272	2,511	2,511	2,545
50530041 85150 WORKERS COMPENSATION	2,532	1,791	1,787	1,787	1,160
50530041 85160 OTHER EMPLOYEE BENEFITS	0	0	69	69	76
50530041 85161 VEBA	857	858	468	468	468
TOTAL PERSONNEL SERVICES	<u>120,255</u>	<u>118,711</u>	<u>79,819</u>	<u>79,819</u>	<u>81,071</u>
OPERATING EXPENSES					

50530041 85201 AUDITING & ACCOUNTING	600	600	600	600	600
50530041 85213 CONTRACT SERVICES	125	10,237	10,000	10,000	10,000
50530041 85305 UTILITY SERVICES	330	379	500	500	500
50530041 85324 REPAIR & MAINT - BUILDING	7,561	6,144	6,500	6,000	6,500
50530041 85340 RENT	1,256	1,345	1,900	1,800	1,900
50530041 85401 GENERAL LIABILITY INSURANCE	6,712	6,847	6,405	6,405	6,405
50530041 85410 TELEPHONE	782	626	750	750	750
50530041 85422 DUES & SUBSCRIPTIONS	182	0	225	225	225
50530041 85424 LICENSE & FEES	0	0	400	400	400
50530041 85428 TRAVEL & TRAINING	0	0	250	250	250
50530041 85505 OFFICE SUPPLIES	574	508	550	500	550
50530041 85515 GASOLINE	421	0	500	500	550
50530041 85520 DIESEL FUEL	3,000	3,000	3,000	3,000	3,500
50530041 85540 MISC OPERATING EQUIPMENT	716	0	1,500	1,400	1,500
TOTAL OPERATING EXPENSES	<u>22,259</u>	<u>29,686</u>	<u>33,080</u>	<u>32,330</u>	<u>33,630</u>

CITY OF GRAND ISLAND
EXPENSES FOR BUDGET YEAR ENDING SEPTEMBER 30, 2019

SOLID WASTE	2016 ACTUAL	2017 ACTUAL	2018 BUDGET	2018 FORECAST	2019 BUDGET
<hr/>					
TOTAL YARD WASTE SITE	142,514	148,397	112,899	112,149	114,701
<hr/>					
LANDFILL					
<hr/>					
PERSONNEL SERVICES					
<hr/>					
50530043 85105 SALARIES - REGULAR	317,205	350,705	331,074	331,074	325,743
50530043 85110 SALARIES - OVERTIME	30,189	36,900	37,000	37,000	37,000
50530043 85115 F.I.C.A. PAYROLL TAXES	24,616	26,746	28,157	28,157	27,750
50530043 85120 HEALTH INSURANCE	83,134	94,369	100,468	100,468	76,356
50530043 85125 LIFE INSURANCE	469	505	557	557	550
50530043 85130 DISABILITY INSURANCE	537	586	722	722	907
50530043 85140 CLOTHING ALLOWANCE	259	0	0	0	0
50530043 85145 PENSION CONTRIBUTION	19,527	21,569	21,642	21,642	21,322
50530043 85150 WORKERS COMPENSATION	7,761	7,864	7,865	7,865	5,373
50530043 85160 OTHER EMPLOYEE BENEFITS	432	308	219	219	181
50530043 85161 VEBA	4,289	4,522	5,460	5,460	4,680
50530043 85165 UNEMPLOYMENT CONTRIBUTI	429	0	0	0	0
TOTAL PERSONNEL SERVICES	488,847	544,074	533,164	533,164	499,862
<hr/>					
OPERATING EXPENSES					
<hr/>					
50530043 85201 AUDITING & ACCOUNTING	2,300	2,300	2,300	2,300	2,300
50530043 85213 CONTRACT SERVICES	18,856	31,564	60,000	60,000	65,000
50530043 85221 ADMINISTRATIVE SERVICES	34,260	63,664	69,000	69,000	69,000
50530043 85225 ENGINEERING SERVICES	50,526	80,692	75,000	70,000	75,000
50530043 85245 PRINTING & BINDING SERVICES	176	1,615	1,500	1,000	1,500
50530043 85305 UTILITY SERVICES	8,695	5,802	11,000	13,000	11,000
50530043 85324 REPAIR & MAINT - BUILDING	60,424	57,750	70,000	75,000	90,000
50530043 85340 RENT	8,363	8,632	15,000	14,000	15,000
50530043 85401 GENERAL LIABILITY INSURANCE	14,745	15,040	14,745	14,745	14,745
50530043 85410 TELEPHONE EXPENSE	2,353	2,442	2,500	2,000	2,500
50530043 85422 DUES & SUBSCRIPTIONS	212	212	400	400	400
50530043 85424 LICENSE & FEES	54,655	59,160	64,000	63,000	64,000
50530043 85428 TRAVEL & TRAINING	1,793	708	4,000	1,500	4,000
50530043 85453 CASH OVER & SHORT	0	20	0	0	0
50530043 85490 OTHER EXPENDITURES	0	79	0	0	0
50530043 85505 OFFICE SUPPLIES	2,217	3,137	3,600	3,300	3,600
50530043 85515 GASOLINE	1,776	1,531	2,100	1,900	2,400
50530043 85520 DIESEL FUEL	68,665	70,604	100,000	100,000	110,000
50530043 85530 OIL SUPPLIES	1,288	7,773	8,000	5,000	8,000
50530043 85540 SMALL TOOLS & PARTS	8,111	11,563	12,000	9,000	12,000

CITY OF GRAND ISLAND
EXPENSES FOR BUDGET YEAR ENDING SEPTEMBER 30, 2019

SOLID WASTE	2016 ACTUAL	2017 ACTUAL	2018 BUDGET	2018 FORECAST	2019 BUDGET

50530043 85545 WINTER GRAVEL & BLADES	21,758	27,710	30,000	30,000	40,000
50530043 85547 MATERIALS	39,449	22,989	65,000	65,000	65,000
50530043 85550 SAFETY MATERIALS	1,482	4,667	2,500	2,000	2,500
50530043 85555 TARP & WIND BLOCKS	12,579	4,526	11,000	10,000	11,000
50530043 85590 SUPPLIES	11,801	13,750	18,000	17,500	19,000
TOTAL OPERATING EXPENSES	<u>426,484</u>	<u>497,930</u>	<u>641,645</u>	<u>629,645</u>	<u>687,945</u>
CAPITAL OUTLAY					

50530043 85608 LAND IMPROVEMENTS	6,253	183,332	4,095,000	3,450,000	320,000
50530043 85610 BUILDINGS	0	0	45,000	36,000	0
50530043 85612 BUILDING IMPROVEMENTS	6,041	0	20,000	20,000	20,000
50530043 85615 MACHINERY AND EQUIPMENT	152,306	831,467	40,000	40,200	892,000
TOTAL CAPITAL OUTLAY	<u>164,600</u>	<u>1,014,799</u>	<u>4,200,000</u>	<u>3,546,200</u>	<u>1,232,000</u>
TOTAL LANDFILL	<u>1,079,931</u>	<u>2,056,803</u>	<u>5,374,809</u>	<u>4,709,009</u>	<u>2,419,807</u>
TOTAL EXPENSES	<u><u>2,340,866</u></u>	<u><u>2,920,287</u></u>	<u><u>6,849,086</u></u>	<u><u>6,065,659</u></u>	<u><u>3,585,246</u></u>

Fund Enterprise	Department Summary	Parks and Recreation
Fund Type Golf Course	Supervisor Parks and Recreation Director	510

Description

The City of Grand Island's Jack Rabbit Run Golf Course was opened for play in 1979. The course is an 18 hole championship course with a PGA professional and staff. It is open to the public at reasonable rates for recreational and tournament play. The facility is maintained by City personnel and operated under contract by a golf professional. The course is located adjacent to the Central Nebraska Regional Airport on Airport owned property leased by the City. The course is open on a year-round basis.

Budget Narrative

Moved to the general fund in 2017-2018.

Personnel

Title	2016	2017	2018	Net Change	2019
Golf Course Superintendent	1	1	1	0	1
Maintenance Worker II - Golf	1	1	1	0	1
Seasonal Worker	2.5	2.5	2.5	0	2.5
Turf Management Specialist	1	1	1	0	1
Totals:	5.5	5.5	5.5	0	5.5

GOLF COURSE

	<u>2016</u> <u>Actual</u>	<u>2017</u> <u>Actual</u>	<u>2018</u> <u>Budget</u>	<u>2018</u> <u>Forecast</u>	<u>2019</u> <u>Budget</u>
Beginning Cash Balance	111,481	(58,003)	—	67,753	—
Revenue	563,011	694,838	—	—	—
Transfers In		200,000	—	—	—
Total Resources Available	<u>674,492</u>	<u>836,835</u>	<u>—</u>	<u>67,753</u>	<u>—</u>
Expenditures	732,495	769,082	—	—	—
Transfers Out	—	—	—	67,750	—
Total Requirements	<u>732,495</u>	<u>769,082</u>	<u>—</u>	<u>67,750</u>	<u>—</u>
Ending Cash Balance	<u>(58,003)</u>	<u>67,753</u>	<u>—</u>	<u>—</u>	<u>—</u>

CITY OF GRAND ISLAND
REVENUES FOR BUDGET YEAR ENDING SEPTEMBER 30, 2019

GOLF COURSE	2016 ACTUAL	2017 ACTUAL	2018 BUDGET	2018 FORECAST	2019 BUDGET

GENERAL TAX REVENUE					

51040001 74905 SALES TAX	34,048	44,805	0	0	0
TOTAL GENERAL TAX REVENUE	<u>34,048</u>	<u>44,805</u>	<u>0</u>	<u>0</u>	<u>0</u>
FEES AND SERVICES					

51040001 74537 GREEN FEES	264,075	323,836	0	0	0
51040001 74708 EQUIPMENT RENTAL	161,723	165,501	0	0	0
51040001 74738 GOLF IMPROVEMENTS	68,331	15,470	0	0	0
51040001 74743 GOLF PRO COMMISSIONS	23,743	143,660	0	0	0
TOTAL FEES AND SERVICES	<u>517,872</u>	<u>648,467</u>	<u>0</u>	<u>0</u>	<u>0</u>
OTHER REVENUE					

51040001 74773 CO-PAY HEALTH INSURAN	8,507	3,736	0	0	0
51040001 74795 OTHER REVENUE	1,090	1,774	0	0	0
51040001 74799 CREDIT CARD REBATE	1,494	1,127	0	0	0
51040001 79001 UNALLOCATED REVENUE	0	-5,071	0	0	0
TOTAL OTHER REVENUE	<u>11,091</u>	<u>1,566</u>	<u>0</u>	<u>0</u>	<u>0</u>
TOTAL GOLF COURSE	<u>563,011</u>	<u>694,838</u>	<u>0</u>	<u>0</u>	<u>0</u>
TOTAL REVENUES	<u><u>563,011</u></u>	<u><u>694,838</u></u>	<u><u>0</u></u>	<u><u>0</u></u>	<u><u>0</u></u>

CITY OF GRAND ISLAND
EXPENSES FOR BUDGET YEAR ENDING SEPTEMBER 30, 2019

GOLF COURSE	2016 ACTUAL	2017 ACTUAL	2018 BUDGET	2018 FORECAST	2019 BUDGET

PERSONNEL SERVICES					

51040001 85105 SALARIES - REGULAR	235,140	231,408	0	0	0
51040001 85110 SALARIES - OVERTIME	511	0	0	0	0
51040001 85115 F.I.C.A. PAYROLL TAXES	17,249	16,690	0	0	0
51040001 85120 HEALTH INSURANCE	56,463	53,737	0	0	0
51040001 85125 LIFE INSURANCE	264	271	0	0	0
51040001 85130 DISABILITY INSURANCE	351	361	0	0	0
51040001 85145 PENSION CONTRIBUTION	11,628	11,726	0	0	0
51040001 85150 WORKERS COMPENSATION	3,437	3,445	0	0	0
51040001 85160 OTHER EMPLOYEE BENEF	98	68	0	0	0
51040001 85161 VEBA	2,364	2,364	0	0	0
TOTAL PERSONNEL SERVICES	327,505	320,070	0	0	0
OPERATING EXPENSES					

51040001 85211 COMMISSIONS	85,890	210,640	0	0	0
51040001 85221 ADMINISTRATIVE SERVICES	12,194	11,942	0	0	0
51040001 85241 COMPUTER SERVICES	1,548	1,548	0	0	0
51040001 85245 PRINTING & BINDING SERV	0	75	0	0	0
51040001 85305 UTILITY SERVICES	29,982	27,249	0	0	0
51040001 85317 NATURAL GAS	2,238	2,718	0	0	0
51040001 85319 REPAIR & MAIN-LD IMP/IRRI	26,016	13,436	0	0	0
51040001 85324 REPAIR & MAINT - BUILD	8,288	14,169	0	0	0
51040001 85325 REPAIR & MAINT - MACH	33,268	30,003	0	0	0
51040001 85340 RENT	21,101	21,734	0	0	0
51040001 85350 SANITATION SERVICES	610	432	0	0	0
51040001 85401 GENERAL LIABILITY INS	2,751	2,806	0	0	0
51040001 85404 PROPERTY INSURANCE	660	673	0	0	0
51040001 85407 AUTOMOBILE INSURANCE	440	449	0	0	0
51040001 85410 TELEPHONE	2,317	2,236	0	0	0
51040001 85416 ADVERTISING	1,675	600	0	0	0
51040001 85422 DUES & SUBSCRIPTIONS	860	375	0	0	0
51040001 85424 LICENSE & FEES	240	413	0	0	0
51040001 85428 TRAVEL & TRAINING	1,316	1,290	0	0	0
51040001 85453 CASH OVER & SHORT	-246	0	0	0	0
51040001 85490 OTHER EXPENDITURES	8,061	13,365	0	0	0
51040001 85505 OFFICE SUPPLIES	545	467	0	0	0
51040001 85510 CLEANING SUPPLIES	0	230	0	0	0
51040001 85515 GASOLINE	9,375	7,351	0	0	0

CITY OF GRAND ISLAND
EXPENSES FOR BUDGET YEAR ENDING SEPTEMBER 30, 2019

GOLF COURSE	2016 ACTUAL	2017 ACTUAL	2018 BUDGET	2018 FORECAST	2019 BUDGET

51040001 85520 DIESEL FUEL	5,573	4,946	0	0	0
51040001 85535 CHEMICAL SUPPLIES	23,249	13,069	0	0	0
51040001 85540 MISC OPERATING EQUIP	23,223	20,898	0	0	0
51040001 85547 MATERIALS	4,304	3,171	0	0	0
51040001 85560 TREES & SHRUBS	4,000	0	0	0	0
51040001 85590 OTHER GENERAL SUPPLIES	107	18	0	0	0
51040001 85905 SALES TAX	35,560	42,709	0	0	0
TOTAL OPERATING EXPENSES	<u>345,145</u>	<u>449,012</u>	<u>0</u>	<u>0</u>	<u>0</u>
CAPITAL OUTLAY					

51040001 85615 MACHINERY AND EQUIP	59,845	0	0	0	0
TOTAL CAPITAL OUTLAY	<u>59,845</u>	<u>0</u>	<u>0</u>	<u>0</u>	<u>0</u>
TOTAL GOLF COURSE	<u>732,495</u>	<u>769,082</u>	<u>0</u>	<u>0</u>	<u>0</u>
TOTAL EXPENSES	<u><u>732,495</u></u>	<u><u>769,082</u></u>	<u><u>0</u></u>	<u><u>0</u></u>	<u><u>0</u></u>

Fund Enterprise	Department Summary	Utilities
Fund Type Electric Utility	Supervisor Utilities Director	520

Description

The Electric Utility services an 82 square mile area, extending from the west edge of the Capital Heights Subdivision into Merrick County on the east and from the Platte River on the south to the Howard County line to the north. The Utility operates and maintains 480 miles of transmission and distribution lines with voltages ranging from 13,800 volts to 115,000 volts and serves 26,000 customer connections. The system is interconnected with the regional transmission grid at four locations: Substation "F" at the northwest edge of the City, Substation "E" at the east edge of the City, the Platte Generating Station, and at Substation "A", on the south side of the City. The Utility operates two power plants: the Burdick Plant with three gas turbines (capacity 142,000 kW) and the coal-fired Platte Generating Plant with a single 88,000 kW steam turbine. Two steam turbine units at Burdick were retired from service this last year because of their age and the cost to extend their operation life. Additionally, the Utility is a participant in the coal-fired Nebraska City Unit 2 (34,000 kW), the coal fired Whelan Energy Center Unit 2 (15,000 kW) located near Hastings, and the wind powered Prairie Breeze 3 (35,000 kW) facility near Elgin. Power is received and sold through the regional electric system operator, the Southwest Power Pool. The peak load to date for the Utility is 170.7 MW, occurring in July, 2012.

Budget Narrative

The Electric Department budget for the 2018-2019 fiscal year includes funding for the continued expansion of the electric distribution system to meet continued City growth for new residential subdivisions and businesses. Also included is funding to continue the improvement of the electric system to improve reliability and stability, and to ensure that the system control and protective equipment meets expanding regulatory requirements. Funds are included to continue the multi-year program to systematically upgrade the 115,000 volt transmission substation protective relaying including the protective relaying for the 115kV transmission loop and regional interconnections. Funds are also budgeted to begin the demolition and disposal of the Burdick steam units.

Personnel

Title	2016	2017	2018	Net Change	2019
Administrative Assistant - Utilities	1	1	1	0	1
Assistant Utility Director - Eng/Business Mngmnt	1	1	1	0	1
Assistant Utility Director - Production (PGS)	1	1	1	0	1
Assistant Utility Director - Transmission (PCC)	1	1	1	0	1
Civil Engineer I / II	1	1	1	0	1
Civil Engineering Manager-Utilities	1	1	1	0	1
Custodians - Power Plant & Phelps Control	3	3	3	0	3
Electric Distribution Crew Chief	4	4	4	0	4
Electric Distribution Superintendent	1	1	1	0	1
Electric Distribution Supervisor	1	1	1	0	1
Electric Underground & Substation Superintendent	1	1	1	0	1
Electric Underground Crew Chief	3	3	3	0	3
Electrical Engineer I / II / Sr.	3	3	3	0	3
Engineering Technician I / II / Sr.	7	7	7	0	7
GIS Coordinator	0	0	0	0	0
GIS Technician	0	0	0	0	0
Instrument Technician	3	3	3	0	3
Lineworker	11	10	10	0	10
Material Handler	4	4	4	0	4
Planning Technician	0.38	0.38	0.38	0	0.38
Power Dispatcher I / II / Sr.	7	7	7	0	7
Power Plant Maintenance Mechanic	10	10	10	0	10
Power Plant Maintenance Supervisor	1	1	1	0	1
Power Plant Operations Supervisor	1	1	1	0	1
Power Plant Operator	16	16	16	0	16
Power Plant Superintendent - Burdick	1	1	1	0	1
Power Plant Superintendent - PGS	1	1	1	0	1
Regulatory & Environmental Manager	1	1	1	0	1
Seasonal Worker	3	3	3	0	3
Senior Material Handler	1	1	1	0	1
Senior Power Plant Operator	12	12	12	0	12
Substation Technician & Sr. Substation Tech	2	2	2	0	2
Systems Technician	5	5	5	0	5
Tree Trim Crew Chief	1	1	1	0	1
Utilities Electrician	2	2	2	0	2
Utility & Senior Utility Secretary	5	5	5	0	5
Utility Director	1	1	1	0	1
Utility Groundman	0	1	1	0	1
Utility Production Engineer	1	1	1	0	1
Utility Technician	3	3	3	0	3
Utility Warehouse Clerk	2	2	2	0	2
Utility Warehouse Supervisor	1	1	1	0	1
Wireworker I & II	8	8	8	0	8
Totals:	132.38	132.38	132.38	0	132.38

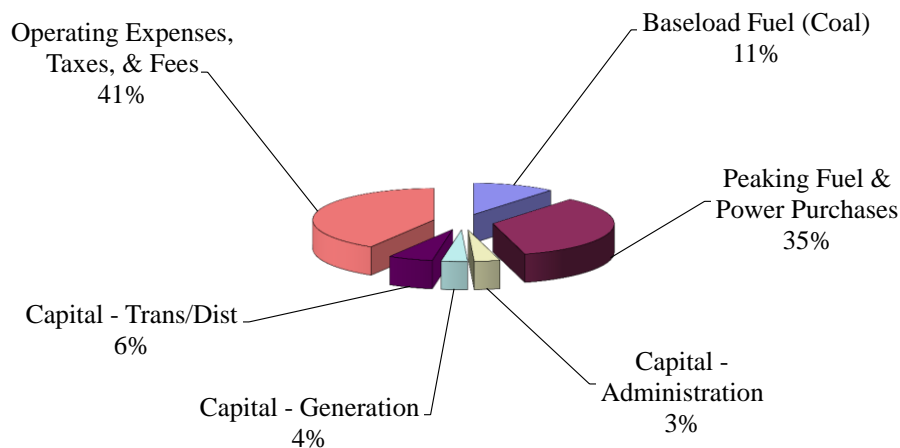
ELECTRIC UTILITY

	<u>2016</u> <u>Actual</u>	<u>2017</u> <u>Actual</u>	<u>2018</u> <u>Budget</u>	<u>2018</u> <u>Forecast</u>	<u>2019</u> <u>Budget</u>
Beginning Cash Balance	49,215,516	48,235,634	49,981,583	48,920,800	50,021,638
Revenue	66,968,612	84,702,688	85,898,500	85,388,000	87,652,500
Transfers In	—	—	—	—	—
Total Resources Available	<u>116,184,128</u>	<u>132,938,322</u>	<u>135,880,083</u>	<u>134,308,800</u>	<u>137,674,138</u>
Expenditures	67,229,556	83,342,305	89,399,187	84,287,162	91,074,454
Transfers Out	718,938	675,217	—	—	—
Total Requirements	<u>67,948,494</u>	<u>84,017,522</u>	<u>89,399,187</u>	<u>84,287,162</u>	<u>91,074,454</u>
Ending Cash Balance	<u>48,235,634</u>	<u>48,920,800</u>	<u>46,480,896</u>	<u>50,021,638</u>	<u>46,599,684</u>
Unrestricted Cash	41,757,718	41,006,766	38,866,204	42,351,465	38,896,498
Restricted Cash	6,477,916	7,914,034	7,614,692	7,670,173	7,703,186
	<u>48,235,634</u>	<u>48,920,800</u>	<u>46,480,896</u>	<u>50,021,638</u>	<u>46,599,684</u>

ACCOUNT	2016-2017 ACTUAL	2017-2018 BUDGET	2017-2018 PROJECTED	2018-2019 BUDGET	
ENTERPRISE DEPARTMENT 520 - ELECTRIC UTILITY					
ACCRUED EXPENSES					
METER READING EXPENSE	90200	274,154	280,000	290,000	300,000
RECORDS & COLLECTION	90300	696,263	800,000	725,000	750,000
RECORDS & COLLECTION-MIS	90301	428,368	442,500	420,000	575,000
CASH OVER & SHORT	90310	-	-	-	-
UNCOLLECTABLE ACCOUNTS	90400	99,815	95,000	75,000	85,000
ADMINISTRATIVE SALARIES	92000	483,426	450,000	520,000	540,000
OFFICE SUPPLIES & EXPENSE	92100	31,693	32,500	32,000	35,000
OUTSIDE SERVICES EMPLOYED	92300	1,229,286	1,250,000	1,335,000	1,375,000
INSURANCE	92400	355,581	450,000	361,000	370,000
INJURIES & DAMAGES	92500	97,303	150,000	127,000	135,000
EMPLOYEE BENEFITS	92600	1,262,516	1,560,000	1,410,000	1,600,000
MISCELLANEOUS GENERAL	93000	102,489	150,000	127,500	135,000
UTILITY OFFICE RENT	93101	7,370	7,370	7,370	7,370
MAINTENANCE OF GENERAL PROPERTY	93200	-	5,000	2,000	5,000
GENERAL ADMINISTRATIVE SERVICE EXPENSE		5,068,263	5,672,370	5,431,870	5,912,370
DEPRECIATION-PLANT	40310	7,222,764	7,375,000	7,365,000	7,380,000
DEPRECIATION-TRANSMISSION	40340	802,348	815,000	825,000	835,000
DEPRECIATION-DISTRIBUTION	40350	3,533,490	3,582,000	3,620,000	3,650,000
DEPRECIATION-GENERAL	40360	1,044,858	995,000	1,115,000	1,125,000
MERCHANDISE MATERIAL	41510	83,874	150,000	150,000	250,000
MERCHANDISE LABOR	41520	84,059	100,000	200,000	150,000
NON-UTILITY PROPERTY	41710	163	200	175	200
LOSS ON DISPOSITION OF PROPERTY	42120	187,481	25,000	150,000	150,000
INTEREST 2012 LONG TERM DEBT	42775	349,284	321,317	321,317	280,334
INTEREST 2013 LONG TERM DEBT	42785	1,473,375	1,433,050	1,433,050	1,394,800
AMORTIZATION OF DEBT EXPENSE	42800	-	-	-	-
DEPOSIT INTEREST EXPENSE	43100	1,482	2,500	2,250	1,500
OPER SUPERVISION & ENG - BURDICK STEAM	50010	187,308	-	130,000	-
OPER SUPERVISION & ENG - PGS	50020	412,202	465,000	440,000	465,000
GENERATION FUEL - BURDICK STEAM	50110	53,701	-	1,000	-
GENERATION FUEL - PGS	50120	7,191,376	9,100,000	7,500,000	10,000,000
STATION LABOR & MATERIAL - BURDICK STEAM	50210	277,555	-	40,000	-
STATION LABOR & MATERIAL - PGS	50220	1,434,004	1,650,000	1,450,000	1,550,000
GENERATION PRODUCTION - BURDICK STEAM	50510	276,952	-	50,000	-
GENERATION PRODUCTION - PGS	50520	1,170,676	1,200,000	1,200,000	1,250,000
GENERATION PRODUCTION - PGS LIME	50521	394,554	500,000	310,000	420,000
GENERATION PRODUCTION - PGS PAC	50522	140,228	225,000	122,000	150,000
OPERATION SUPPLIES - BURDICK STEAM	50610	134,223	-	75,000	-
OPERATION SUPPLIES - PGS	50620	397,754	435,000	411,000	425,000
MAINT SUPER & ENG - BURDICK STEAM	51010	64,024	75,000	40,000	-
MAINT SUPER & ENG - PGS	51020	205,150	237,500	218,000	225,000
MAINT OF STRUCTURES - BURDICK STEAM	51110	25,249	17,500	20,000	-
MAINT OF STRUCTURES - PGS	51120	984,787	1,050,000	925,000	1,050,000
MAINT OF BOILER PLANT - BURDICK STEAM	51210	247,919	-	50,000	-
MAINT OF BOILER PLANT - PGS	51220	4,258,582	3,750,000	3,525,000	3,750,000
MAINT OF GENERATION EQUIP - BURDICK STEAM	51310	14,773	110,000	6,500	-
MAINT OF GENERATION EQUIP - PGS	51320	678,040	375,000	700,000	725,000
OPER SUPERVISION & ENG - BURDICK CT'S	54630	108,409	310,000	200,000	460,000
GENERATION FUEL - BURDICK CT'S	54730	317,009	103,000	336,000	235,000
GENERATION PRODUCTION - BURDICK CT'S	54830	397,654	525,000	630,000	930,000
OPERATION SUPPLIES - BURDICK CT'S	54930	53,899	60,000	119,000	205,000
MAINT SUPER & ENG - BURDICK CT'S	55130	-	750	24,000	75,000
MAINT OF STRUCTURES - BURDICK CT'S	55230	1,378	5,000	130,000	232,500
MAINT OF GENERATION EQUIP - BURDICK CT'S	55330	402,956	400,000	1,156,500	440,000
PURCHASED POWER-NPPD	55500	-	-	-	-
PURCHASED POWER-WAPA	55510	977,766	1,250,000	950,000	1,000,000
PURCHASED POWER-OPPD	55520	8,750,960	9,800,000	8,840,000	8,750,000

ACCOUNT	2016-2017 ACTUAL	2017-2018 BUDGET	2017-2018 PROJECTED	2018-2019 BUDGET
PURCHASED POWER-PPGA	55530	4,447,266	4,800,000	4,500,000
PURCHASED POWER-WIND	55540	678,585	700,000	700,000
PURCHASED POWER-WIND / INVENERGY	55541	3,802,080	4,300,000	3,775,000
PURCHASED POWER-MEAN	55550	-	-	-
PURCHASED POWER-TENASKA	55560	16,134,144	17,500,000	16,600,000
PURCHASED POWER-SOLAR	55570	-	2,500	-
OPER SUPERVISION & ENG-TRANS	56000	575,721	1,520,000	800,000
LOAD DISPATCHING-TRANS	56100	4,809,408	4,500,000	400,000
PURCHASED POWER - TRANSMISSION	56110	-	-	4,500,000
MAINT OF SUBSTATION-TRANS	57000	16,144	35,000	18,000
MARKET EXPENSE- TRANS	57500	192,674	210,000	200,000
OPER SUPERVISION & ENGINEERING-DIST	58000	110,435	125,000	187,000
LOAD DISPATCHING-DIST	58100	621,806	700,000	620,000
OPER OF SUBSTATION-DIST	58200	747	1,000	500
OVERHEAD LINE-DIST	58300	137,918	205,000	186,000
METER OPERATING-DIST	58600	489,754	255,000	150,000
MAINT OF SERV ON CUST PROP-DIST	58700	249,846	240,000	253,000
OFFICE SUPPLIES-DIST	58800	1,224,658	1,450,000	1,206,000
MAINT OF STATION EQUIP-DIST	59200	806,223	835,000	955,000
MAINT OF LINES-DIST	59300	782,094	900,000	792,000
MAINT OF UNDERGROUND LINES-DIST	59400	681,921	660,000	767,000
MAINT OF TRANSFORMER-DIST	59500	82,126	87,500	60,000
MAINT OF METERS-DIST	59700	-	-	-
MAINT OF MISC PLANT-DIST	59800	313,040	335,000	365,000
TOTAL OPERATING EXPENSE		80,498,857	85,803,817	81,950,292
ACCRUED ADMIN & OPERATING EXPENSES		85,567,120	91,476,187	87,382,162
TOTAL CAPITAL EXPENSES		10,371,716	9,990,000	9,180,000
ACCRUED & CAPITAL EXPENSE		95,938,836	101,466,187	96,562,162
OTHER USES OF FUNDS - IN LIEU OF TAX	40800	639,461	700,000	650,000
LESS DEPRECIATION		(12,603,461)	(12,767,000)	(12,925,000)
FINAL ACCRUED EXPENSE ACCRUAL RECONCILIATION		83,974,837 42,685	89,399,187 -	84,287,162 -
TOTAL APPROPRIATION		84,017,522	89,399,187	84,287,162

Electric Department Appropriation



ACCOUNT	2016-2017 ACTUAL	2017-2018 BUDGET	2017-2018 PROJECTED	2018-2019 BUDGET
ACCRUAL REVENUE				
MERCHANDISE SALES	41500	503,843	350,000	500,000
REVENUE NON-UTILITY PROPERTY	41700	-	-	-
INTEREST & DIVIDEND	41900	341,352	350,000	390,000
MISC NON-OPERATING	42100	15,320	15,000	12,500
GAIN ON DISPOSITION OF PROP	42110	100,905	15,000	50,000
AMORTIZATION OF DEBT PREMIUM	42900	436,163	418,927	418,927
RESIDENTIAL SALES	44000	20,434,391	20,390,000	21,210,000
DUSK TO DAWN SALES	44020	133,724	133,000	138,000
COMMERCIAL & INDUSTRIAL SALES	44200	42,159,145	41,800,000	43,600,000
WHOLESALE ENERGY - NPPD	44700	213,904	189,000	205,000
WHOLESALE ENERGY - OPPD	44710	-	-	-
WHOLESALE ENERGY - MEAN	44720	-	-	-
WHOLESALE ENERGY - TENASKA	44730	17,553,967	19,500,000	16,000,000
WHOLESALE ENERGY - HASTINGS	44740	-	-	-
WHOLESALE ENERGY - NE CITY	44750	291,631	295,000	315,000
WHOLESALE ENERGY - NELIGH	44760	83,320	84,000	90,000
WHOLESALE ENERGY - SPP	44770	803,247	700,000	800,000
INTERDEPARTMENTAL SALES	44800	1,801,327	1,800,000	1,825,000
FORFEITED DISCOUNTS	45000	179,315	182,000	185,000
SERVICE SALES	45100	14,100	15,500	12,500
RENT FROM PROPERTY	45400	73,197	80,000	55,000
TOTAL ACCRUAL REVENUE		85,138,851	86,317,427	85,806,927
ACCRUAL RECONCILIATION		(436,163)	(418,927)	(418,927)
TOTAL REVENUE		84,702,688	85,898,500	85,388,000
BOND & LOAN PROCEEDS		-	-	-
TOTAL REVENUE & BOND PROCEEDS		84,702,688	85,898,500	85,388,000
OPERATING EXCESS (DEFICIT)		11,056,882	6,489,313	10,280,838
CAPITAL EXPENDITURES		(10,371,716)	(9,990,000)	(9,180,000)
BEGINNING FUND BALANCE		48,235,634	48,920,800	48,920,800
ENDING UNRESTRICTED BALANCE		41,006,766	37,805,421	42,351,465
ENDING RESTRICTED BALANCE		7,914,034	7,614,692	7,670,173

Utilities Department
Capital Improvement Budget
Fiscal Year 2018-19

July 26, 2018
Draft #7

Electric Fund 520

Budget FY 2017-18	Projected FY 2017-18	Line items FY 2018-19	Budget FY 2018-19	Budget FY 2019-20	Budget FY 2020-21	Budget FY 2021-22	Budget FY 2022-23
Administration							
\$0	\$0	Administrative Capital Additions	\$0	\$0	\$0	\$0	\$0
\$1,795,000	\$1,795,000	2012 Revenue Bond Payment	\$1,660,000	\$1,645,000	\$1,920,000	\$2,060,000	\$0
\$1,240,000	\$1,240,000	2013 Revenue Bond Payment	\$1,450,000	\$1,580,000	\$1,425,000	\$1,425,000	\$3,635,000
\$3,035,000	\$3,035,000	Administration Subtotal	\$3,110,000	\$3,225,000	\$3,345,000	\$3,485,000	\$3,635,000
Transmission							
\$100,000	\$100,000	Transmission line Improvements	\$500,000	\$1,500,000	\$500,000	\$500,000	\$500,000
\$0	\$0	Additional Substation	\$0	\$0	\$0	\$4,000,000	\$0
\$125,000	\$0	Equipment & Vehicles	\$25,000	\$35,000	\$35,000	\$0	\$0
\$50,000	\$0	PCC Improvements	\$50,000	\$0	\$0	\$0	\$0
\$500,000	\$600,000	Substation Upgrades	\$650,000	\$500,000	\$100,000	\$100,000	\$100,000
\$775,000	\$700,000	Transmission Subtotal	\$1,225,000	\$2,035,000	\$635,000	\$4,600,000	\$600,000
Distribution							
\$1,000,000	\$900,000	Overhead Material	\$2,000,000	\$1,000,000	\$1,250,000	\$1,250,000	\$1,250,000
\$1,500,000	\$1,000,000	Underground Material	\$1,500,000	\$1,500,000	\$1,750,000	\$1,750,000	\$1,750,000
\$275,000	\$315,000	Equipment & Vehicles	\$515,000	\$320,000	\$400,000	\$400,000	\$175,000
\$100,000	\$25,000	Outside Contractors	\$100,000	\$125,000	\$125,000	\$150,000	\$150,000
\$100,000	\$50,000	Building Improvements	\$100,000	\$100,000	\$100,000	\$100,000	\$100,000
\$0	\$0	Distribution Improvements	\$10,000	\$10,000	\$10,000	\$10,000	\$10,000
\$2,975,000	\$2,290,000	Distribution Subtotal	\$4,225,000	\$3,055,000	\$3,635,000	\$3,660,000	\$3,435,000
Production							
\$3,105,000	\$3,105,000	PGS Improvements	\$950,000	\$2,000,000	\$1,000,000	\$1,000,000	\$3,500,000
\$0	\$0	PGS Air Quality Control	\$0	\$0	\$0	\$750,000	\$0
\$50,000	\$50,000	Equipment & Vehicles	\$35,000	\$45,000	\$35,000	\$79,000	\$95,000
\$50,000	\$0	Burdick Steam Units	\$500,000	\$0	\$3,500,000	\$0	\$0
\$0	\$0	Burdick Gas Turbines	\$1,700,000	\$2,300,000	\$150,000	\$300,000	\$300,000
\$3,205,000	\$3,155,000	Production Subtotal	\$3,185,000	\$4,345,000	\$4,685,000	\$2,129,000	\$3,895,000
Electric Total	\$9,990,000	\$9,180,000	\$11,745,000	\$12,660,000	\$12,300,000	\$13,874,000	\$11,565,000

Fund Enterprise	Department Summary	Utilities
Fund Type Water Utility	Supervisor Utilities Director	525

Description

The Water Division of the Utilities Department provides service primarily within the City limits. It operates and maintains 21 wells at the Platte river Wellfield and approximately 280 miles of transmission and distribution piping, ranging in size from 4” to 30” in diameter, to serve 16,000 customer connections. The system includes approximately 2,000 fire hydrants and over 4,000 valves. Four above-ground reservoirs, with a total storage capacity of 13,000,000 gallons, are located at Stuhr Road on the east edge of the City, at Old Potash Highway and North Road in the west (two reservoirs), and at Kimball between 4th Street and East North Front Street. The operation of the Platte River Wellfield, the high-pressure wells, and the pumping stations is accomplished from the control room at the Burdick Power Plant. The water system is sized to provide for peak customer demand, plus reserve for fire protection. Peak City water demand to date is 28,000,000 gallons per day. Average water consumption is approximately 11,500,000 gallons per day.

Budget Narrative

The 2018-19 fiscal year budget includes funds for the water distribution system maintenance, main replacement and upgrade, and trunk line construction to meet growth.

Personnel

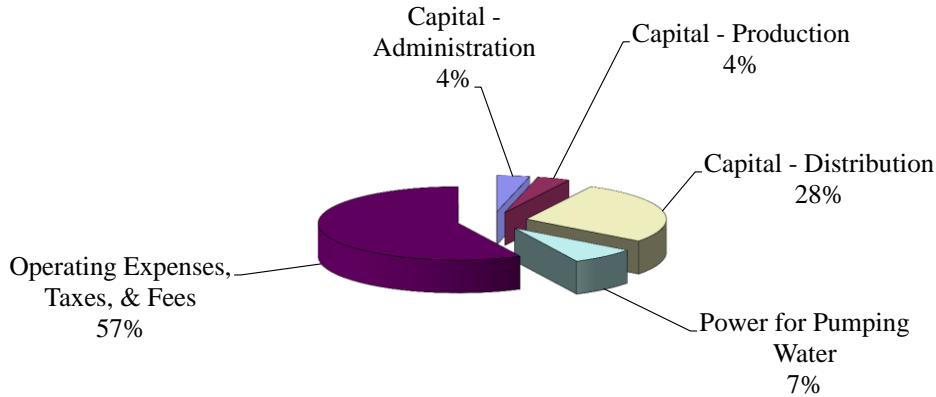
Title	2016	2017	2018	Net Change	2019
Meter Technician	1	1	1	0	1
Seasonal Worker	0.5	0.5	0.5	0	0.5
Water Maintenance Worker/Sr	8	8	8	0	8
Water Superintendent	1	1	1	0	1
Water Supervisor	1	1	1	0	1
Totals:	11.5	11.5	11.5	0	11.5

WATER UTILITY UTILITY

	<u>2016</u> <u>Actual</u>	<u>2017</u> <u>Actual</u>	<u>2018</u> <u>Budget</u>	<u>2018</u> <u>Forecast</u>	<u>2019</u> <u>Budget</u>
Beginning Cash Balance	5,533,698	5,768,509	10,760,770	10,025,795	6,783,880
Revenue	5,923,460	14,343,915	6,562,700	6,901,075	6,885,050
Transfers In	—	—	—	—	—
Total Resources Available	<u>11,457,158</u>	<u>20,112,424</u>	<u>17,323,470</u>	<u>16,926,870</u>	<u>13,668,930</u>
Expenditures	5,616,707	10,007,743	10,897,990	10,142,990	7,875,535
Transfers Out	71,942	78,886	—	—	—
Total Requirements	<u>5,688,649</u>	<u>10,086,629</u>	<u>10,897,990</u>	<u>10,142,990</u>	<u>7,875,535</u>
Ending Cash Balance	<u>5,768,509</u>	<u>10,025,795</u>	<u>6,425,480</u>	<u>6,783,880</u>	<u>5,793,395</u>
Unrestricted Cash	5,160,238	6,065,766	6,012,154	6,367,304	5,374,402
Restricted Cash	608,271	3,960,029	413,326	416,576	418,993
	<u>5,768,509</u>	<u>10,025,795</u>	<u>6,425,480</u>	<u>6,783,880</u>	<u>5,793,395</u>

ACCOUNT	2016-2017 ACTUAL	2017-2018 BUDGET	2017-2018 PROJECTED	2018-2019 BUDGET
ENTERPRISE DEPARTMENT 525 - WATER OPERATIONS				
ACCRUED EXPENSES				
METER READING	78100	101,844	105,000	110,000
CUSTOMER BILLING & ACCOUNTING	78200	284,540	330,000	330,000
DATA PROCESSING	78250	214,831	225,000	175,000
UNCOLLECTABLE ACCOUNTS	78400	6,694	5,000	7,000
ADMINISTRATIVE SALARY EXPENSE	79000	47,465	40,000	55,000
OFFICE SUPPLIES	79300	7,000	7,750	7,000
SPECIAL SERVICES	79500	130,297	115,000	140,000
INSURANCE	79800	10,997	15,000	15,000
INJURIES & DAMAGES	79900	2,480	15,000	5,000
EMPLOYEE BENEFITS	80010	167,430	200,000	200,000
PENSIONS	80020	21,545	29,000	25,000
MISCELLANEOUS	80100	23,263	25,000	27,500
MAINT OF GENERAL PROPERTY	80200	92,106	100,000	105,000
UTILITY OFFICE RENT	80300	3,630	3,630	3,630
BACKFLOW PROTECTION PROGRAM	81000	128,472	135,000	145,000
GENERAL ADMINISTRATIVE SERVICE EXPENSE		1,242,596	1,350,380	1,218,130
DEPRECIATION-SUPPLY	50310	69,598	80,000	80,000
DEPRECIATION-PUMPING EQUIP	50320	20,220	25,000	25,000
DEPRECIATION-TREATMENT PLANT	50330	151,452	165,000	165,000
DEPRECIATION-DISTRIBUTION	50340	658,430	680,000	745,000
DEPRECIATION-GENERAL	50350	182,510	190,000	200,000
INTEREST EXPENSE - 2012 BONDS	53000	46,436	-	-
INTEREST EXPENSE - 2017 BONDS	53010	91,348	201,360	195,405
DEBT EXPENSE ON BONDS	53100	140,433	-	-
MERCHANDISE-MATERIAL	61610	112,562	100,000	110,000
MERCHANDISE-LABOR	61620	84,877	70,000	80,000
OPERATION SUPPLIES	70300	22,429	17,500	25,000
MAINT OF WELLS & STRUCTURES	70500	43,811	47,750	60,000
OPERATION LABOR	72200	215,338	230,000	230,000
POWER FOR PUMPING	72300	518,966	535,000	590,000
MAINT OF PUMPING EQUIP	72700	299,658	215,000	230,000
PURIFICATION SUPPLIES	74300	938,242	975,000	1,000,000
MAINT OF PURIFICATION EQUIP	74600	13,902	35,000	30,000
OPERATION SUPERVISION & ENG	75100	197,977	225,000	260,000
OFFICE EXPENSE-DIST	75200	131,640	116,000	60,000
OPERATION OF MAINS	75300	235,266	250,000	275,000
OPERATION OF METERS	75400	117,148	120,000	130,000
MAINT OF DIST MAINS	75800	137,409	130,000	225,000
MAINT OF FIRE HYDRANTS	75900	169,701	160,000	180,000
OPERATIONS TOTAL		4,599,351	4,567,610	4,895,405
ACCRUED ADMIN & OPERATING EXPENSES		5,841,947	5,917,990	6,245,535
TOTAL CAPITAL EXPENSES		2,842,400	6,055,000	2,775,000
ADJUSTED ACCRUED EXPENSES		8,684,347	11,972,990	9,020,535
OTHER USES OF FUNDS - IN LIEU OF TAX	53300	83,520	65,000	70,000
LESS DEPRECIATION		(1,082,210)	(1,140,000)	(1,215,000)
FINAL ACCRUED EXPENSE		7,685,658	10,897,990	7,875,535
ACCURAL RECONCILIATION		2,400,971	-	-
TOTAL APPROPRIATION		10,086,629	10,897,990	7,875,535

Water Department Appropriation



ACCRUAL REVENUE

WATER TAP FEES	52000	56,500	-	1,000	-
WATER MAIN CONTRIBUTIONS	52010	1,443,108	-	500,000	-
RENT FROM PROPERTY	52200	-	-	-	-
INTEREST & DIVIDEND	52400	8,107	12,500	10,000	10,000
MISC NON-OPERATING	52600	127,427	128,000	125,000	125,000
GAIN ON DISPOSITION-PROP	52610	10,668	-	-	-
METERED SALES	60100	6,207,643	6,000,000	6,250,000	6,275,000
PRIVATE FIRE PROTECTION	60400	75,990	52,000	75,000	75,000
INTERDEPARTMENTAL SALES	60800	176,619	170,000	175,000	175,000
SALE OF WATER SERVICES	61400	108	200	75	50
MERCHANDISE SALES	61600	245,853	200,000	265,000	225,000
TOTAL ACCRUAL REVENUE		8,352,023	6,562,700	7,401,075	6,885,050
ACCRUAL RECONCILIATION		(1,443,108)	-	(500,000)	-
TOTAL REVENUE		6,908,915	6,562,700	6,901,075	6,885,050
BOND PROCEEDS		7,435,000			
TOTAL REVENUE & BOND PROCEEDS		14,343,915	6,562,700	6,901,075	6,885,050
OPERATING EXCESS (DEFICIT)		(335,314)	1,719,710	1,998,085	1,784,515
CAPITAL EXPENDITURES		(2,842,400)	(6,055,000)	(5,240,000)	(2,775,000)
BEGINNING FUND BALANCE		5,768,510	10,025,797	10,025,797	6,783,882
ENDING UNRESTRICTED BALANCE		6,065,768	5,277,181	6,367,306	5,374,404
ENDING RESTRICTED BALANCE		3,960,029	413,326	416,576	418,993

Utilities Department
Capital Improvement Budget
Fiscal Year 2018-19

July 26, 2018
Draft #7

Water Fund 525

Budget FY 2017-18	Projected FY 2017-18	Line items FY 2018-19	Budget FY 2018-19	Budget FY 2019-20	Budget FY 2020-21	Budget FY 2021-22	Budget FY 2022-23
Administration							
\$0	\$0	Administrative Capital Additions	\$0	\$0	\$0	\$0	\$0
\$295,000	\$295,000	2017 Revenue Bond	\$300,000	\$305,000	\$310,000	\$320,000	\$325,000
\$295,000	\$295,000	Administration Subtotal	\$300,000	\$305,000	\$310,000	\$320,000	\$325,000
Distribution							
\$0	\$100,000	Water Districts	\$100,000	\$100,000	\$100,000	\$100,000	\$100,000
\$50,000	\$50,000	Equipment & Vehicles	\$150,000	\$45,000	\$150,000	\$35,000	\$130,000
\$1,350,000	\$1,821,000	Distribution Improvements	\$1,475,000	\$1,350,000	\$1,700,000	\$1,400,000	\$1,600,000
\$4,160,000	\$2,774,000	Trunk line Expansion	\$450,000	\$0	\$0	\$0	\$0
\$5,560,000	\$4,745,000	Distribution Subtotal	\$2,175,000	\$1,495,000	\$1,950,000	\$1,535,000	\$1,830,000
Production							
\$200,000	\$200,000	Well field Improvements	\$200,000	\$0	\$0	\$500,000	\$0
\$0	\$0	Equipment & Vehicles	\$0	\$0	\$0	\$0	\$0
\$0	\$0	Pumpstation Improvements	\$100,000	\$360,000	\$500,000	\$50,000	\$0
\$200,000	\$200,000	Production Subtotal	\$300,000	\$360,000	\$500,000	\$550,000	\$0
Water Total	\$6,055,000	\$5,240,000	\$2,775,000	\$2,160,000	\$2,760,000	\$2,405,000	\$2,155,000

Fund Enterprise	Department Summary	Public Works
Fund Type Wastewater Utility	Supervisor Public Works Director	530

Description

The Wastewater Division collects, treats and disposes of wastewater according to the terms and conditions in its NPDES (National Pollution Discharge Elimination System) Permit. The sanitary sewer collection system consists of 258 miles of sanitary sewer mains and 13 lift stations. The Wastewater Treatment Plant receives approximately 10.0 MGD - million gallons per day of sewage from almost 14,000 residences and over 3,000 businesses. The sewage is treated, disinfected, tested and discharged into the Swift Road Utility Outfall ditch that drains into the Wood River. The biosolids removed through the wastewater treatment process are trucked to the City of Grand Island's landfill where it is used as daily cover. The plant is staffed 24 hours per day, seven days per week, 365 days per year. The division receives its financial support from sewer use fees and sewer district assessment revenues. It does not receive any financial support from the general fund.

Budget Narrative

The FY 2019 budget provides for several capital improvement projects in addition to the continued operation and maintenance of the treatment plant and collection system. The capital improvement projects include: Lift Station #11 Upgrade, rehabilitating one of the final clarifiers at the plant, constructing a new administration building to better handle laboratory and operational tasks for the system, installation of new online monitoring and control equipment for better process control, verifying a flow model to better assess flows throughout the City, and reviewing the rates being charged all residents, commercial and industrial customers within the City. The focus of the budget for FY 2019 is to continue maintenance required for the aging infrastructure in the collection system while improving those systems that treat all the wastewater generated in the City. We will also be looking forward to ensure the wastewater facilities will be capable of handling the increasing demand placed on them by the every growing community. In addition to use of the state revolving fund (SRF) where appropriate, the FY 2019 budget contains provisions for continued use of restricted accounts for future projects such as the South Interceptor project.

Personnel

Title	2016	2017	2018	Net Change	2019
Accounting Technician - WWTP	1	1	1	0	1
Biosolids Technician	1	1	1	0	1
Collection System Supervisor	1	1	1	0	1
Engineer I - PW	1	1	1	0	1
Engineer I - WWPT	1	1	1	0	1
Engineering Technician	1	1	1	0	1
Equipment Operator	1	1	1	0	1
Lab Technician - WWTP	1	1	1	0	1
Maintenance Mechanic I/II - WWTP	7	7	7	0	7
Maintenance Worker I/II - WWTP	6	6	6	0	6
Seasonal Worker	2.571	2.571	2	0	2
Senior Equipment Operator	0	0	0	0	0
Stormwater Program Manager	0	0	1	0	1
Wastewater Clerk	1	1	1	0	1
Wastewater Engineering/Operations Supervisor	0	0	0	0	0
Wastewater Plant Chief Operator	1	1	1	0	1
Wastewater Plant Maintenance Supervisor	1	1	1	0	1
Wastewater Plant Operations Engineer	1	1	1	0	1
Wastewater Plant Processing Supervisor	0	0	0	0	0
Wastewater Plant Regulatory Compliance Manager	1	1	1	0	1
Wastewater Plant Senior Operator & Operator I/II	4	4	4	0	4
Totals:	32.571	32.571	33	0	33

WASTE WATER TREATMENT

	<u>2016</u> <u>Actual</u>	<u>2017</u> <u>Actual</u>	<u>2018</u> <u>Budget</u>	<u>2018</u> <u>Forecast</u>	<u>2019</u> <u>Budget</u>
Beginning Cash Balance	14,148,358	17,406,323	18,274,134	19,532,123	19,217,232
Revenue	26,765,602	17,398,489	18,599,654	16,180,538	13,967,000
Transfers In	—	—	—	—	—
Total Resources Available	<u>40,913,960</u>	<u>34,804,812</u>	<u>36,873,788</u>	<u>35,712,661</u>	<u>33,184,232</u>
Expenditures	23,507,637	15,272,689	20,058,049	16,495,429	15,919,360
Transfers Out	—	—	—	—	—
Total Requirements	<u>23,507,637</u>	<u>15,272,689</u>	<u>20,058,049</u>	<u>16,495,429</u>	<u>15,919,360</u>
Ending Cash Balance	<u>17,406,323</u>	<u>19,532,123</u>	<u>16,815,739</u>	<u>19,217,232</u>	<u>17,264,872</u>
Unrestricted Cash	9,934,337	12,780,409	14,255,739	12,465,518	10,513,158
Restricted Cash	7,471,986	6,751,714	2,560,000	6,751,714	6,751,714
	<u>17,406,323</u>	<u>19,532,123</u>	<u>16,815,739</u>	<u>19,217,232</u>	<u>17,264,872</u>
Personnel	2,335,202	2,534,316	2,801,720	2,601,351	2,972,508
Operating	17,942,484	8,951,356	11,579,716	8,835,115	7,802,229
Debt	2,759,300	3,250,130	5,066,613	4,639,963	4,837,623
Capital	470,651	536,887	610,000	419,000	307,000
Total Expenditures	<u>23,507,637</u>	<u>15,272,689</u>	<u>20,058,049</u>	<u>16,495,429</u>	<u>15,919,360</u>

jlm 6/21/2018				2019	WASTEWATER BUDGET WORKSHEET			
ORG	OBJ	PROJECT	DESCRIPTION	2017 Budget	FY-2017 ACTUAL	2018 BUDGET	2018 Projection	Proposed 2019 Budget
Capital Expenditures								
53030054	85207	53553	CONTRACT SERVICES-Building Improvements		40,583.44	-	300,000.00	
53030054	85207	53554	BNR Rate Study/Blower Reduction				200,000.00	
53030054	85207		Revise Flow & Rate Study				80,000.00	270,000.00
53030054	85213		CONTRACT SERVICES	375,000	11,833.33	175,000	48,000.00	
53030054	85213	XXXXX	FACILITY SECURITY					50,000.00
53030054	85213	XXXXX	FINAL CLARIFIER REHAB					400,000.00
53030054	85213	XXXXX	DIFFUSER REPLACEMENT				-	50,000.00
53030054	85213	53003	WWTP SPRINKLER SYSTEM		34,726.00	-		
53030054	85213	53004	ONLINE MONITORING		-	200,000	-	300,000.00
53030054	85213	53014	C/S HEADWORKS		-	-	15,478.00	
53030054	85213	53035	CONCRETE DEWATERING PAD		119,436.53	-	-	
53030054	85213	53046	C/S - WAS TANK BLOWERS		105.56	250,000	250,000.00	
53030054	85612		BUILDING IMPROVEMENTS	600,000	90.98	250,000	-	
53030054	85615		MACHINERY AND EQUIPMENT		33,209.24	-	250,000.00	
53030054	85620		OFFICE FURNITURE/EQUIPMENT				-	
53030054	85625		VEHICLES	520,000	500,086.61	325,000	165,000.00	300,000.00
53030054	85630		PAVED STREETS	30,000	-	35,000	-	-
			Total CAPITAL EXPENDITURES	1,525,000	740,071.69	1,235,000	1,308,478.00	1,370,000.00
Sanitary Sewer Construction								
53030055	85207	53039	LIFT STATION #20	-	227,127.38	-	74,000.00	
53030055	85213		CONTRACT SERVICES	5,853,782	368,729.98	2,785,356	18,000.00	200,000.00
53030055	85213	53002	CONTRACT SERVICES - SID #2	-	688.00	-		
53030055	85213	53009	C/S-SEWER REHAB	250,000	138,713.28	750,000	658,020.00	750,000.00
53030055	85213	53555	SEEDLING MILE ACCESS DRIVE REPAIR	-	-	-	250,000.00	
53030055	85213	53012	C/S NE INT PHA	-	169,021.64	-	5,844.30	
53030055	85213	53017	C/S LIFT STATION # 11	-	-	-	995,048.00	1,400,000.00
53030055	85213	53022	C/S NE INT P2A 7TH & SKY TO BR	-	286,767.60	-	1,415.41	

ORG	OBJ	PROJECT	DESCRIPTION	2017 Budget	FY-2017 ACTUAL	2018 BUDGET	2018 Projection	Proposed 2019 Budget
53030055	85213	53023	C/S NE INT P2B BROADWL TO WEBB	4,255,714	142,158.19	-	1,415.41	
53030055	85213	53024	C/S NE INT P2C WEBB TO LS#19	-	116,601.01	-	1,720.33	
53030055	85213	53026	C/S-AUTOMATION	-	57,327.85	-		
53030055	85213	53027	C/S- NE INT PH 2D	-	173,966.58	-		
53030055	85213	53028	NORTH INTERCEPTOR PH E	-	25,057.07	-		
53030055	85213	53029	NORTH INTERCEPTOR PH G-I	-	2,238,826.38	-		
53030055	85213	53031	C/S-SEWER DISTRICT 530T	-	4,570.44	-		
53030055	85213	53033	WEST STOLLEY PARK & ENGLEMAN 2017 S-3	-	82,037.56	-	939,612.00	-
53030055	85213	53038	AIRPORT AUTHORITY	-	35,550.00	1,372,772	299.57	-
53030055	85213	53039	LIFT STATION #20	1,400,000	945,768.62	1,759,978	1,651,269.00	-
53030055	85213	53528	C/S SEWER DIST #528	-	12,855.80	-		
53030055	85213	53531	SANITARY SEWER DIST 538T	-	41,720.98	-	60.92	-
53030055	85213	53532	SANTITARY SEWER DIST #539	-	82,787.42	-	19,765.61	-
53030055	85213	53552	TALON APARTMENTS 2017	-	50,879.76	-	-	-
			Total SS CONSTRUCTION	11,759,496	5,201,155.54	6,668,106	4,616,470.55	2,350,000.00

CITY OF GRAND ISLAND
REVENUES FOR BUDGET YEAR ENDING SEPTEMBER 30, 2019

WASTEWATER UTILITY	2016	2017	2018	2018	2019
SEWER GENERAL OPERATIONS	ACTUAL	ACTUAL	BUDGET	FORECAST	BUDGET

FEES AND SERVICES					

53030001 74500 SEWER REVENUE	11,684,818	12,493,457	12,250,000	12,500,000	12,675,000
TOTAL FEES AND SERVICES	<u>11,684,818</u>	<u>12,493,457</u>	<u>12,250,000</u>	<u>12,500,000</u>	<u>12,675,000</u>
OTHER REVENUE					

53030001 74499 SEWER OTHER REVENUE	0	16,624	10,000	1,500	10,000
53030001 74773 CO-PAY HEALTH INSURANCE	60,883	26,601	0	0	0
53030001 74787 INTEREST & DIVIDEND	94,582	174,152	135,000	125,000	120,000
53030001 74788 LOAN PROCEEDS-PRINCIPAL	14,548,823	4,214,163	5,762,654	3,227,300	865,000
53030001 74795 OTHER REVENUE	230,360	171,802	175,000	150,000	150,000
53030001 74799 CREDIT CARD REBATE	10,697	12,504	12,000	12,000	12,000
TOTAL OTHER REVENUE	<u>14,945,345</u>	<u>4,615,846</u>	<u>6,094,654</u>	<u>3,515,800</u>	<u>1,157,000</u>
SPECIAL ASSESMENTS					

53030001 74120 SEWER ASSESSMENTS	46,834	77,824	180,000	70,000	60,000
53030001 74122 SEWER TAP FEES	37,520	121,840	50,000	11,000	50,000
53030001 74719 SEWER ASSESSMENT INTEREST	35,085	75,802	25,000	55,000	25,000
TOTAL SPECIAL ASSESMENTS	<u>119,439</u>	<u>275,466</u>	<u>255,000</u>	<u>136,000</u>	<u>135,000</u>
OTHER FINANCING SERVICES					

53030001 74830 SALE OF FIXED ASSETS	16,000	13,720	0	28,738	0
TOTAL OTHER FINANCING SERVICES	<u>16,000</u>	<u>13,720</u>	<u>0</u>	<u>28,738</u>	<u>0</u>
TOTAL SEWER GENERAL OPERATIONS	<u>26,765,602</u>	<u>17,398,489</u>	<u>18,599,654</u>	<u>16,180,538</u>	<u>13,967,000</u>
TOTAL REVENUE	<u><u>26,765,602</u></u>	<u><u>17,398,489</u></u>	<u><u>18,599,654</u></u>	<u><u>16,180,538</u></u>	<u><u>13,967,000</u></u>

CITY OF GRAND ISLAND
EXPENSES FOR BUDGET YEAR ENDING SEPTEMBER 30, 2019

WASTEWATER UTILITY	2016 ACTUAL	2017 ACTUAL	2018 BUDGET	2018 FORECAST	2019 BUDGET

SEWER GENERAL OPERATIONS					

PERSONNEL SERVICES					

53030001 85105 SALARIES - REGULAR	389,571	357,143	333,880	309,604	356,495
53030001 85110 SALARIES - OVERTIME	7,646	6,127	2,500	4,000	2,500
53030001 85115 F.I.C.A. PAYROLL TAXES	29,180	26,139	25,734	22,620	27,463
53030001 85120 HEALTH INSURANCE	70,731	68,295	80,786	46,860	56,280
53030001 85125 LIFE INSURANCE	503	457	435	767	510
53030001 85130 DISABILITY INSURANCE	672	614	673	692	915
53030001 85145 PENSION CONTRIBUTION	23,691	21,435	20,183	18,800	22,268
53030001 85150 WORKERS COMPENSATION	16,761	16,847	10,537	10,537	10,561
53030001 85160 OTHER EMPLOYEE BENEFITS	5,431	1,902	1,039	1,700	565
53030001 85161 VEBA	3,928	17,568	3,120	2,850	3,250
TOTAL PERSONNEL SERVICES	548,114	516,527	478,887	418,430	480,807

OPERATING EXPENSES					

53030001 85201 AUDITING & ACCOUNTING	5,000	5,000	5,000	5,000	5,000
53030001 85207 CONSULTING SERVICES	70,691	479	0	834	0
53030001 85207 53012 C/S NE INT PHASE 1	0	0	0	0	0
53030001 85207 53014 C/S-HEADWORKS PROJ	196,040	26,197	0	18,313	0
53030001 85207 53015 C/S-5TH STREET IMPROV	5,000	0	0	0	0
53030001 85207 53022 C/S NE INT P2A 7TH &	173,939	0	0	0	0
53030001 85207 53023 C/S NE INT P2B BROADW	198,939	0	0	0	0
53030001 85207 53024 C/S NE INT P2C WEBB T	212,315	0	0	0	0
53030001 85207 53530 CONSULTING SERVICES	50,000	0	0	0	0
53030001 85209 COLLECTION SERVICES	147,444	125,569	125,550	125,580	126,000
53030001 85213 CONTRACT SERVICES	0	1,450	0	900	1,450
53030001 85221 ADMINISTRATIVE SERVICES	304,670	456,774	584,500	485,000	584,500
53030001 85227 HEALTH SERVICES	268	115	1,500	1,500	1,500
53030001 85241 COMPUTER SERVICES	3,981	46,968	141,853	132,000	140,000
53030001 85245 PRINTING & BINDING SERVICES	1,047	298	500	200	500
53030001 85305 UTILITY SERVICES	9,918	955	0	0	0
53030001 85317 NATURAL GAS	41,625	708	0	0	0
53030001 85319 REPAIR & MAINT-LD IMP/IRRIGA	31,800	2,907	0	0	0
53030001 85324 REPAIR & MAINT - BUILDING	91,278	0	0	0	0
53030001 85325 REPAIR & MAINT - MACH & EQU	5,262	2,561	4,000	3,628	4,500
53030001 85330 REPAIR & MAINT - OFF FURN &	6,945	1,631	2,500	2,000	2,500
53030001 85335 REPAIR & MAINT - VEHICLES	0	0	0	0	0
53030001 85350 SANITATION SERVICES	9,802	6,520	10,000	6,600	10,000
53030001 85390 OTHER PROPERTY SERVICES	3,848	4,950	7,000	5,300	7,000
53030001 85401 GENERAL LIABILITY INSUR	52,709	53,763	56,720	56,720	62,392

CITY OF GRAND ISLAND
EXPENSES FOR BUDGET YEAR ENDING SEPTEMBER 30, 2019

WASTEWATER UTILITY	2016 ACTUAL	2017 ACTUAL	2018 BUDGET	2018 FORECAST	2019 BUDGET

53030001 85404 PROPERTY INSURANCE	24,209	24,693	25,710	25,710	28,281
53030001 85407 AUTOMOBILE INSURANCE	7,263	7,408	7,815	7,815	8,596
53030001 85410 TELEPHONE	2,256	19,818	22,725	23,000	30,000
53030001 85413 POSTAGE	25	2,842	6,000	4,000	6,000
53030001 85416 ADVERTISING	7,187	4,683	4,000	800	4,000
53030001 85422 DUES & SUBSCRIPTIONS	0	0	0	0	0
53030001 85424 LICENSE & FEES	613	6,116	6,000	5,900	6,000
53030001 85425 BOOKS	391	1,114	800	600	1,000
53030001 85427 PERIODICALS	364	416	422	422	500
53030001 85428 TRAVEL & TRAINING	29,474	14,445	12,000	12,000	12,000
53030001 85465 UNINSURED LOSS	0	0	500	0	500
53030001 85490 OTHER EXPENDITURES	54,365	46,394	50,000	53,191	50,000
53030001 85501 SOFTWARE & ACCESORIES	9,948	38,169	70,000	50,000	70,000
53030001 85505 OFFICE SUPPLIES	4,575	3,442	12,000	3,500	5,000
53030001 85510 CLEANING SUPPLIES	1,839	2,364	2,100	3,500	2,100
53030001 85530 OIL SUPPLIES	0	0	200	0	0
53030001 85540 MISC OPERATING EQUIPMENT	156	312	950	200	950
53030001 85560 TREES & SHRUBS	374	0	0	0	0
53030001 85590 OTHER GENERAL SUPPLIES	9,656	3,239	5,000	4,600	5,000
53030001 85905 SALES TAX	678,170	723,309	720,000	724,400	740,000
TOTAL OPERATING EXPENSES	<u>2,453,386</u>	<u>1,635,609</u>	<u>1,885,345</u>	<u>1,763,213</u>	<u>1,915,269</u>
DEBT SERVICES					

53030001 85705 BOND PRINCIPAL	910,000	925,000	950,000	950,000	965,000
53030001 85715 BOND INTEREST	1,605,375	1,589,450	1,570,950	1,570,950	1,551,950
53030001 85716 INTEREST EXPENSE	242,425	734,930	2,540,663	2,114,013	2,315,673
53030001 85717 DEBT ESCROW	0	0	0	0	0
53030001 85725 FISCAL AGENT FEES	1,500	750	5,000	5,000	5,000
TOTAL DEBT SERVICE	<u>2,759,300</u>	<u>3,250,130</u>	<u>5,066,613</u>	<u>4,639,963</u>	<u>4,837,623</u>
CAPITAL OUTLAY					

53030001 85620 OFFICE FURNITURE & EQUIP	4,842	0	0	4,000	7,000
TOTAL CAPITAL OUTLAY	<u>4,842</u>	<u>0</u>	<u>0</u>	<u>4,000</u>	<u>7,000</u>
TOTAL SEWER GENERAL OPERATIONS	<u>5,765,642</u>	<u>5,402,266</u>	<u>7,430,845</u>	<u>6,825,606</u>	<u>7,240,699</u>
COLLECTION SERVICES					

PERSONNEL SERVICE					

53030050 85105 SALARIES - REGULAR	422,014	462,229	424,062	473,800	493,879
53030050 85110 SALARIES - OVERTIME	11,124	16,199	17,500	17,500	17,500

CITY OF GRAND ISLAND
EXPENSES FOR BUDGET YEAR ENDING SEPTEMBER 30, 2019

WASTEWATER UTILITY	2016 ACTUAL	2017 ACTUAL	2018 BUDGET	2018 FORECAST	2019 BUDGET

53030050 85115 F.I.C.A. PAYROLL TAXES	31,912	35,079	33,778	32,000	39,119
53030050 85120 HEALTH INSURANCE	98,942	89,431	104,614	105,825	122,856
53030050 85125 LIFE INSURANCE	598	620	600	1,121	714
53030050 85130 DISABILITY INSURANCE	739	776	883	1,030	1,187
53030050 85145 PENSION CONTRIBUTION	25,056	26,175	26,493	26,660	33,688
53030050 85150 WORKERS COMPENSATION	22,548	22,469	18,000	18,000	24,358
53030050 85160 OTHER EMPLOYEE BENEFITS	1,627	310	1,454	800	791
53030050 85161 VEBA	3,115	3,120	3,120	3,100	3,900
TOTAL PERSONNEL SERVICES	<u>617,675</u>	<u>656,408</u>	<u>630,504</u>	<u>679,836</u>	<u>737,992</u>
OPERATING EXPENSES					

53030050 85213 CONTRACT SERVICES	69,701	186,468	190,000	200,000	210,000
53030050 85227 HEALTH SERVICES	51	65	300	60	300
53030050 85241 COMPUTER SERVICES	26,320	769	0	306	0
53030050 85305 UTILITY SERVICES	0	0	200	0	200
53030050 85317 NATURAL GAS	0	0	750	0	750
53030050 85324 REPAIR & MAINT - BUILDING	0	16,710	10,000	7,000	10,000
53030050 85325 REPAIR & MAINT - MACH & EQU	0	1,501	5,000	500	5,000
53030050 85335 REPAIR & MAINT - VEHICLES	59,353	72,403	58,000	43,000	58,000
53030050 85410 TELEPHONE	5,746	0	0	0	0
53030050 85413 POSTAGE	1,722	0	0	0	0
53030050 85422 DUES & SUBSCRIPTIONS	158	0	160	0	160
53030050 85425 BOOKS	84	0	0	0	0
53030050 85428 TRAVEL & TRAINING	11,367	9,282	6,500	6,500	7,000
53030050 85447 MERCHANDISE MATERIAL EXP	114,779	1,394	0	0	0
53030050 85450 MERCHANDISE LABOR EXP	1,900	0	0	0	0
53030050 85490 OTHER EXPENDITURES	0	176	1,000	0	0
53030050 85490 500 OTHER EXPENDITURES	0	15,347	10,000	8,000	10,000
53030050 85490 501 OTHER EXPENDITURES	0	900	25,000	25,000	25,000
53030050 85490 502 OTHER EXPENDITURES	0	4,320	25,000	0	25,000
53030050 85490 503 OTHER EXPENDITURES	0	0	5,000	0	5,000
53030050 85490 504 OTHER EXPENDITURES	0	0	3,000	0	3,000
53030050 85490 505 OTHER EXPENDITURES	0	0	2,500	0	2,500
53030050 85490 506 OTHER EXPENDITURES	0	0	2,450	0	2,450
53030050 85501 SOFTWARE & ACCESORIES	0	4,376	7,000	1,600	7,000
53030050 85505 OFFICE SUPPLIES	440	351	0	0	0
53030050 85515 GASOLINE	3,995	4,932	10,500	8,000	10,500
53030050 85520 DIESEL FUEL	12,940	14,407	23,000	15,000	23,000
53030050 85530 OIL SUPPLIES	0	0	100	0	100
53030050 85535 CHEMICAL SUPPLIES	1,624	102	30,000	9,000	30,000
53030050 85540 MISC OPERATING EQUIPMENT	4,781	19,147	14,000	35,000	25,000
53030050 85550 SAFETY MATERIALS	1,040	0	10,000	100	10,000

CITY OF GRAND ISLAND
EXPENSES FOR BUDGET YEAR ENDING SEPTEMBER 30, 2019

WASTEWATER UTILITY	2016 ACTUAL	2017 ACTUAL	2018 BUDGET	2018 FORECAST	2019 BUDGET

53030050 85590 OTHER GENERAL SUPPLIES	15,276	4,409	10,000	10,000	10,000
TOTAL OPERATING EXPENSES	<u>331,277</u>	<u>357,059</u>	<u>449,460</u>	<u>369,066</u>	<u>479,960</u>
TOTAL COLLECTION SERVICES	<u>948,952</u>	<u>1,013,467</u>	<u>1,079,964</u>	<u>1,048,902</u>	<u>1,217,952</u>
WW TREATMENT OPS & SOLIDS HAND					

PERSONNEL SERVICES					

53030051 85105 SALARIES - REGULAR	666,881	425,657	379,313	413,100	480,027
53030051 85110 SALARIES - OVERTIME	52,582	45,736	35,000	32,600	35,000
53030051 85115 F.I.C.A. PAYROLL TAXES	51,142	33,392	31,695	32,389	37,052
53030051 85120 HEALTH INSURANCE	194,249	116,656	137,734	91,864	129,612
53030051 85125 LIFE INSURANCE	1,122	686	687	1,125	805
53030051 85130 DISABILITY INSURANCE	1,196	778	829	950	1,313
53030051 85145 PENSION CONTRIBUTION	43,168	28,284	24,857	27,121	37,043
53030051 85150 WORKERS COMPENSATION	35,551	35,342	18,674	18,674	19,368
53030051 85160 OTHER EMPLOYEE BENEFITS	696	803	1,662	2,000	904
53030051 85161 VEBA	5,877	7,422	4,290	3,654	4,420
TOTAL PERSONNEL SERVICES	<u>1,052,464</u>	<u>694,756</u>	<u>634,741</u>	<u>623,477</u>	<u>745,544</u>
OPERATING EXPENSES					

53030051 85213 CONTRACT SERVICES	31,780	0	0	0	0
53030051 85227 HEALTH SERVICES	2,398	1,180	500	0	500
53030051 85241 COMPUTER SERVICES	36,539	0	0	0	0
53030051 85290 OTHER PROFESSIONAL & TECH	9,977	515	500	100	500
53030051 85305 UTILITY SERVICES	501,792	45,269	0	0	0
53030051 85305 516 UTILTY SERVICES	0	471,699	480,000	502,000	510,000
53030051 85305 517 UTILTY SERVICES	0	22,479	24,500	23,000	24,500
53030051 85305 518 UTILITY SERVICES	0	34,585	60,000	42,000	60,000
53030051 85305 519 UTILITY SERVICES	0	10,277	10,000	9,200	12,000
53030051 85324 REPAIR & MAINT - BUILDING	75	0	0	0	0
53030051 85325 REPAIR & MAINT - MACH & EQU	176,630	945	17,980	700	10,000
53030051 85335 REPAIR & MAINT - VEHICLES	15,077	19,841	31,650	30,000	32,000
53030051 85410 TELEPHONE	9,184	0	0	0	0
53030051 85413 POSTAGE	2,843	0	0	0	0
53030051 85416 ADVERTISING	0	0	0	0	0
53030051 85422 DUES & SUBSCRIPTIONS	564	0	1,500	0	1,500
53030051 85425 BOOKS	0	0	0	0	0
53030051 85428 TRAVEL & TRAINING	22,887	15,447	10,000	9,000	15,000
53030051 85490 OTHER EXPENDITURES	0	227	0	0	0
53030051 85490 507 OTHER EXPENDITURES	0	1,605	5,000	0	5,000
53030051 85490 508 OTHER EXPENDITURES	0	8,879	10,000	14,000	15,000

CITY OF GRAND ISLAND
EXPENSES FOR BUDGET YEAR ENDING SEPTEMBER 30, 2019

WASTEWATER UTILITY	2016 ACTUAL	2017 ACTUAL	2018 BUDGET	2018 FORECAST	2019 BUDGET

53030051 85490 509 OTHER EXPENDITURES	0	10,083	10,000	8,000	10,000
53030051 85490 510 OTHER EXPENDITURES	0	10,213	10,000	8,200	10,000
53030051 85490 511 OTHER EXPENDITURES	0	4,430	10,000	50	10,000
53030051 85490 512 OTHER EXPENDITURES	0	8,678	20,000	5,300	20,000
53030051 85490 513 OTHER EXPENDITURES	0	56,775	73,850	60,700	73,000
53030051 85490 514 OTHER EXPENDITURES	0	238,883	258,900	235,900	260,000
53030051 85505 OFFICE SUPPLIES	201	0	0	0	0
53030051 85510 CLEANING SUPPLIES	46	0	0	0	0
53030051 85515 GASOLINE	5,876	822	1,000	1,440	1,000
53030051 85520 DIESEL FUEL	126	14,383	30,000	13,000	30,000
53030051 85530 OIL SUPPLIES	2,351	0	1,000	0	1,000
53030051 85531 LAB SUPPLIES	60,067	652	0	0	0
53030051 85535 CHEMICAL SUPPLIES	34,150	28,720	50,000	40,000	50,000
53030051 85540 MISC OPERATING EQUIPMENT	19,039	3,854	5,000	300	5,000
53030051 85550 SAFETY MATERIALS	3,784	4,462	5,000	3,000	5,000
53030051 85590 OTHER GENERAL SUPPLIES	16,700	2,814	5,000	2,300	5,000
53030051 85593 PROPANE & OPERATING SUPPL	874	0	0	0	0
TOTAL OPERATING EXPENSES	952,960	1,017,717	1,131,380	1,008,190	1,166,000

CAPITAL OUTLAY

53030051 85615 MACHINERY AND EQUIPMENT	234,878	3,500	0	0	0
TOTAL CAPITAL OUTLAY	234,878	3,500	0	0	0

TOTAL WW TREATMENT OPS & SOLIDS HAND	2,240,302	1,715,973	1,766,121	1,631,667	1,911,544
--------------------------------------	-----------	-----------	-----------	-----------	-----------

WW TREATMENT MAINTENANCE

PERSONNEL SERVICES

53030052 85105 SALARIES - REGULAR	76,846	343,540	461,632	418,000	450,260
53030052 85110 SALARIES - OVERTIME	2,577	4,455	35,000	3,300	35,000
53030052 85115 F.I.C.A. PAYROLL TAXES	5,736	24,320	37,991	28,515	37,121
53030052 85120 HEALTH INSURANCE	20,989	95,999	137,476	85,768	86,136
53030052 85125 LIFE INSURANCE	159	542	600	1,095	703
53030052 85130 DISABILITY INSURANCE	129	627	878	955	1,195
53030052 85145 PENSION CONTRIBUTION	4,765	20,880	26,328	24,600	34,100
53030052 85150 WORKERS COMPENSATION	4,816	4,856	26,245	26,245	20,200
53030052 85160 OTHER EMPLOYEE BENEFITS	-113	1,324	1,454	1,450	791
53030052 85161 VEBA	1,045	2,813	3,120	3,130	3,770
TOTAL PERSONNEL SERVICES	116,949	499,356	730,724	593,058	669,276

OPERATING EXPENSES

CITY OF GRAND ISLAND
EXPENSES FOR BUDGET YEAR ENDING SEPTEMBER 30, 2019

WASTEWATER UTILITY	2016 ACTUAL	2017 ACTUAL	2018 BUDGET	2018 FORECAST	2019 BUDGET

53030052 85213 CONTRACT SERVICES	40,781	34,656	55,000	45,000	55,000
53030052 85227 HEALTH SERVICES	193	241	600	250	600
53030052 85290 OTHER PROFESSIONAL & TECH	0	0	400	80	400
53030052 85324 REPAIR & MAINT - BUILDING	0	67,257	170,000	60,000	70,000
53030052 85325 REPAIR & MAINT - MACH & EQU	200	41,920	45,000	32,000	20,000
53030052 85335 REPAIR & MAINT - VEHICLES	39,769	10,346	15,825	28,000	16,000
53030052 85410 TELEPHONE	726	0	0	0	0
53030052 85425 BOOKS	0	0	0	0	0
53030052 85428 TRAVEL & TRAINING	0	3,111	6,100	6,000	6,000
53030052 85490 OTHER EXPENDITURES	0	4,717	0	0	0
53030052 85490 507 OTHER EXPENDITURES	0	50	5,000	21,000	10,000
53030052 85490 521 OTHER EXPENDITURES	0	16,959	10,000	5,800	10,000
53030052 85490 522 OTHER EXPENDITURES	0	2,737	20,000	20,000	20,000
53030052 85490 523 OTHER EXPENDITURES	0	4,901	20,000	2,000	15,000
53030052 85490 524 OTHER EXPENDITURES	0	64,240	25,000	50,000	50,000
53030052 85490 525 OTHER EXPENDITURES	0	1,382	5,000	7,000	10,000
53030052 85490 526 OTHER EXPENDITURES	0	32,561	15,000	45,000	20,000
53030052 85490 527 OTHER EXPENDITURES	0	42,945	25,000	25,000	25,000
53030052 85490 528 OTHER EXPENDITURES	0	23,951	25,000	17,000	25,000
53030052 85490 529 OTHER EXPENDITURES	0	33,909	20,000	20,000	30,000
53030052 85515 GASOLINE	0	7,269	15,000	9,900	15,000
53030052 85520 DIESEL FUEL	13,612	1,405	2,500	1,668	2,500
53030052 85530 OIL SUPPLIES	0	2,117	6,000	1,500	5,000
53030052 85535 CHEMICAL SUPPLIES	49,879	2,326	2,500	2,500	2,500
53030052 85540 MISC OPERATING EQUIPMENT	2,653	20,550	25,000	21,000	25,000
53030052 85550 SAFETY MATERIALS	0	3,596	5,000	7,500	5,000
53030052 85560 TREES & SHRUBS	0	0	1,000	0	1,000
53030052 85590 OTHER GENERAL SUPPLIES	188,067	6,485	10,000	7,000	10,000
53030052 85593 PROPANE & OPERATING SUPPL	0	1,722	7,500	7,500	7,500
TOTAL OPERATING EXPENSES	335,880	431,353	537,425	442,698	456,500
TOTAL WW TREATMENT MAINTENANCE	452,829	930,709	1,268,149	1,035,756	1,125,776
WW ENVIRONMENTAL RESOURCES					

PERSONNEL SERVICES					

53030053 85105 SALARIES - REGULAR	0	124,557	230,577	208,500	239,834
53030053 85110 SALARIES - OVERTIME	0	2,335	10,000	2,188	10,000
53030053 85115 F.I.C.A. PAYROLL TAXES	0	8,791	18,404	14,900	19,112
53030053 85120 HEALTH INSURANCE	0	22,205	40,388	35,700	41,556
53030053 85125 LIFE INSURANCE	0	200	339	577	397
53030053 85130 DISABILITY INSURANCE	0	222	481	485	637
53030053 85135 TUITION REIMBURSEMENT	0	0	0	0	0

CITY OF GRAND ISLAND
EXPENSES FOR BUDGET YEAR ENDING SEPTEMBER 30, 2019

WASTEWATER UTILITY	2016 ACTUAL	2017 ACTUAL	2018 BUDGET	2018 FORECAST	2019 BUDGET

53030053 85145 PENSION CONTRIBUTION	0	7,614	14,434	12,560	17,583
53030053 85150 WORKERS COMPENSATION	0	0	9,460	9,460	6,981
53030053 85160 OTHER EMPLOYEE BENEFITS	0	100	831	280	449
53030053 85161 VEBA	0	1,245	1,950	1,900	2,340
TOTAL PERSONNEL SERVICES	0	167,269	326,864	286,550	338,889
OPERATING EXPENSES					

53030053 85213 CONTRACT SERVICES	0	0	60,000	55,000	60,000
53030053 85241 COMPUTER SERVICES	0	4,415	30,000	0	30,000
53030053 85290 OTHER PROFESSIONAL & TECH	0	10,250	15,000	12,000	35,000
53030053 85325 REPAIR & MAINT - MACH & EQU	0	9,896	2,500	7,500	10,000
53030053 85335 REPAIR & MAINT - VEHICLES	0	3,829	1,000	200	1,000
53030053 85428 TRAVEL & TRAINING	0	4,708	6,000	10,000	10,000
53030053 85490 530 OTHER EXPENDITURES	0	16,086	25,000	25,000	35,000
53030053 85531 LAB SUPPLIES	0	47,887	65,000	22,000	45,000
53030053 85540 MISC OPERATING EQUIPMENT	0	29	10,000	10,000	40,000
53030053 85550 SAFETY MATERIALS	0	4,536	5,000	4,500	7,500
53030053 85580 580 STORMWATER EXPENSES	0	0	10,000	7,500	10,000
53030053 85580 581 STORMWATER EXPENSES	0	0	50,000	37,500	75,000
53030053 85580 582 STORMWATER EXPENSES	0	0	2,500	0	5,000
53030053 85590 OTHER GENERAL SUPPLIES	0	141	1,000	800	1,000
TOTAL OPERATING EXPENSES	0	101,777	283,000	192,000	364,500
TOTAL WW ENVIRONMENTAL RESOURCES	0	269,046	609,864	478,550	703,389
CAPITAL EXPENDITURES					

OPERATING EXPENSES					

53030054 85207 53553 CONSULTING SERVICES	0	40,583	0	300,000	0
53030054 85213 CONTRACT SERVICES	0	11,833	175,000	128,000	770,000
53030054 85213 53003 CONTRACT SERVICES	111	34,726	0	0	0
53030054 85213 53004 CONTRACT SERVICES	63,565	0	200,000	0	300,000
53030054 85213 53014 C/S HEADWORKS	290,880	0	0	15,478	0
53030054 85213 53035 CONTRACT SERVICES	7,948	119,437	0	0	0
53030054 85213 53046 CONTRACT SERVICES	0	106	250,000	250,000	0
53030054 85428 TRAVEL & TRAINING	0	0	0	0	0
TOTAL OPERATING EXPENSES	362,504	206,685	625,000	693,478	1,070,000
CAPITAL OUTLAY					

53030054 85612 BUILDING IMPROVEMENTS	0	91	250,000	0	0
53030054 85615 MACHINERY AND EQUIPMENT	16,145	33,209	0	250,000	0

CITY OF GRAND ISLAND
EXPENSES FOR BUDGET YEAR ENDING SEPTEMBER 30, 2019

WASTEWATER UTILITY	2016 ACTUAL	2017 ACTUAL	2018 BUDGET	2018 FORECAST	2019 BUDGET

53030054 85620 OFFICE FURNITURE & EQUIP	0	0	0	0	0
53030054 85625 VEHICLES	214,786	500,087	325,000	165,000	300,000
53030054 85630 PAVED STREETS	0	0	35,000	0	0
TOTAL CAPITAL OUTLAY	<u>230,931</u>	<u>533,387</u>	<u>610,000</u>	<u>415,000</u>	<u>300,000</u>
TOTAL CAPITAL EXPENDITURES	<u>593,435</u>	<u>740,072</u>	<u>1,235,000</u>	<u>1,108,478</u>	<u>1,370,000</u>
SANITARY SEWER CONSTRUCTION					

OPERATING EXPENSES					

53030055 85207 53037 CONSULTING SERVICES	50,000	0	0	0	0
53030055 85207 53038 CONSULTING SERVICES	50,000	0	0	0	0
53030055 85207 53039 CONSULTING SERVICES	58,769	227,127	0	74,000	0
53030055 85213 CONTRACT SERVICES	74,403	368,730	2,785,356	18,000	200,000
53030055 85213 53002 CONTRACT SERVICES	2,392,796	688	0	0	0
53030055 85213 53009 C/S-SEWER REHAB	225,628	138,713	750,000	658,020	750,000
53030055 85213 53012 C/S NEW INT PHASE 1	1,575	169,022	0	5,844	0
53030055 85213 53017 C/S LIFT STATION #11	0	0	0	995,048	1,400,000
53030055 85213 53022 C/S NEW INT P2A 7TH &	4,861,154	286,768	0	1,415	0
53030055 85213 53023 C/S NE INT P2B BROADW	118,327	142,158	0	1,415	0
53030055 85213 53024 C/S NE INT P2C WEBB T	2,260,252	116,601	0	1,720	0
53030055 85213 53026 C/S-AUTOMATION	190,315	57,328	0	0	0
53030055 85213 53027 CONTRACT SERVICES	0	173,967	0	0	0
53030055 85213 53028 CONTRACT SERVICES	438,477	25,057	0	0	0
53030055 85213 53029 CONTRACT SERVICES	962,679	2,238,826	0	0	0
53030055 85213 53031 C/S-SEWER DISTRICT 53	217,115	4,570	0	0	0
53030055 85213 53033 CONTRACT SERVICES	0	82,038	0	939,612	0
53030055 85213 53038 CONTRACT SERVICES	0	35,550	1,372,772	300	0
53030055 85213 53039 CONTRACT SERVICES	0	945,769	1,759,978	1,651,269	0
53030055 85213 53041 CONTRACT SERVICES	50,000	0	0	0	0
53030055 85213 53043 CONTRACT SERVICES	20,000	0	0	0	0
53030055 85213 53048 CONTACT SERVICES	746,686	0	0	0	0
53030055 85213 53049 CONTRACT SERVICES	287,711	0	0	0	0
53030055 85213 53528 C/S SEWER DIST #528	447,901	12,856	0	0	0
53030055 85213 53529C/S SEWER DIST #536	52,689	0	0	0	0
53030055 85213 53531 CONTRACT SERVICES	0	41,721	0	61	0
53030055 85213 53532 CONTRACT SERVICES	0	82,787	0	19,766	0
53030055 85213 53552 CONTRACT SERVICES	0	50,880	0	0	0
TOTAL OPERATING EXPENSES	<u>13,506,477</u>	<u>5,201,156</u>	<u>6,668,106</u>	<u>4,366,470</u>	<u>2,350,000</u>
TOTAL SANITARY SEWER CONSTRUCTION	<u>13,506,477</u>	<u>5,201,156</u>	<u>6,668,106</u>	<u>4,366,470</u>	<u>2,350,000</u>
TOTAL EXPENSES	<u>23,507,637</u>	<u>15,272,689</u>	<u>20,058,049</u>	<u>16,495,429</u>	<u>15,919,360</u>

City of Grand Island 2018-2019

Annual Budget and Program of Municipal Services

Internal Services Fund

INTERNAL SERVICE SUMMARY

	<u>2016</u> <u>Actual</u>	<u>2017</u> <u>Actual</u>	<u>2018</u> <u>Budget</u>	<u>2018</u> <u>Forecast</u>	<u>2019</u> <u>Budget</u>
Beginning Cash Balance	5,276,089	4,294,684	4,497,106	4,827,524	3,757,075
Revenue	11,009,118	11,714,280	11,585,225	10,594,216	11,665,336
Transfers In	—	—	—	—	—
Total Resources Available	<u>16,285,207</u>	<u>16,008,964</u>	<u>16,082,331</u>	<u>15,421,740</u>	<u>15,422,411</u>
Expenditures	11,990,523	11,181,440	13,283,495	11,664,665	12,962,488
Transfers Out	—	—	—	—	—
Total Requirements	<u>11,990,523</u>	<u>11,181,440</u>	<u>13,283,495</u>	<u>11,664,665</u>	<u>12,962,488</u>
Ending Cash Balance	<u>4,294,684</u>	<u>4,827,524</u>	<u>2,798,836</u>	<u>3,757,075</u>	<u>2,459,923</u>

INTERNAL SERVICE FUNDS-CAPITAL

		Account Number		2018 Budget	2018 Forecast	2019 Budget
INFORMATION TECHNOLOGY		605 Fund				
M & E	Network Equipment Replacement	60510001	85615	10,000	-	25,000
M & E	Disaster Recovery	60510001	85615	40,000		40,000
M & E	Tyler Content Manager	60510001	85615	50,000	25,000	-
M & E	Upgrade Document Mangement	60510001	85615	-	-	25,000
INFORMATION TECHNOLOGY TOTAL				100,000	25,000	90,000
INTERNAL SERVICE FUND TOTAL				100,000	25,000	90,000

Fund Internal Service	Department Summary	Finance
Fund Type Information Technology	Supervisor Finance Director	605

Description

This fund provides for the operation of the Information Technology (IT) Division of the Finance Department. IT maintains the City Hall Windows network servers, City Hall telephone system and wireless and fiber connections from the City Hall network to multiple remote sites. IT administers the Integrated Accounting software system for Financial/Payroll/Special Assessments, GIS System, Public Safety Spillman software, Advanced Utility Billing software, Mainsaver - Utility Work Order software, Laserfiche Document Management system as well as administration support for the network at the Public Library.

Budget Narrative

A major focus of the Division in 2018-2019 is to continue hardware and software enhancements and replacements to enable users to become more efficient and productive using technology as it evolves. Network Connection of the new 911 Center and the relocation and connection of Fire Station 4.

The Disaster Recovery project and plan will continue to expand incorporating the City's critical functions and technology infrastructure at the offsite PGS location. The division's revenue consists of cost recovery through interdepartmental charges for services.

Personnel

Title	2016	2017	2018	Net Change	2019
Computer Operator	1	1	1	0	1
Computer Programmer	1	1	0	0	0
Computer Technician	3	3	3	0	3
GIS Coordinator	1	1	1	0	1
IT Manager	1	1	1	0	1
IT Supervisor	0	0	0	0	0
Totals:	7	7	6	0	6

INFORMATION TECHNOLOGY

	<u>2016</u> <u>Actual</u>	<u>2017</u> <u>Actual</u>	<u>2018</u> <u>Budget</u>	<u>2018</u> <u>Forecast</u>	<u>2019</u> <u>Budget</u>
Beginning Cash Balance	288,362	304,356	240,251	285,416	190,004
Revenue	1,103,239	1,097,611	1,104,480	1,104,480	1,207,480
Transfers In	—	—	—	—	—
Total Resources Available	<u>1,391,601</u>	<u>1,401,967</u>	<u>1,344,731</u>	<u>1,389,896</u>	<u>1,397,484</u>
Expenditures	1,087,245	1,116,551	1,276,892	1,199,892	1,339,493
Transfers Out	—	—	—	—	—
Total Requirements	<u>1,087,245</u>	<u>1,116,551</u>	<u>1,276,892</u>	<u>1,199,892</u>	<u>1,339,493</u>
Ending Cash Balance	<u>304,356</u>	<u>285,416</u>	<u>67,839</u>	<u>190,004</u>	<u>57,991</u>

CITY OF GRAND ISLAND
REVENUES FOR BUDGET YEAR ENDING SEPTEMBER 30, 2019

INFORMATION TECHNOLOGY	2016 ACTUAL	2017 ACTUAL	2018 BUDGET	2018 FORECAST	2019 BUDGET

FEES AND SERVICES					

60510001 74534 DATA PROCESSING SERVICES	1,089,193	1,089,193	1,100,000	1,100,000	1,203,000
TOTAL FEES AND SERVICES	<u>1,089,193</u>	<u>1,089,193</u>	<u>1,100,000</u>	<u>1,100,000</u>	<u>1,203,000</u>
OTHER REVENUE					

60510001 74773 CO-PAY HEALTH INSURANCE	6,077	2,864	0	0	0
60510001 74787 INTEREST & DIVIDEND REVENUE	4,488	2,222	999	999	999
60510001 74799 CREDIT CARD REBATE	3,481	3,332	3,481	3,481	3,481
TOTAL OTHER REVENUE	<u>14,046</u>	<u>8,418</u>	<u>4,480</u>	<u>4,480</u>	<u>4,480</u>
TOTAL INFORMATION TECHNOLOGY	<u>1,103,239</u>	<u>1,097,611</u>	<u>1,104,480</u>	<u>1,104,480</u>	<u>1,207,480</u>
TOTAL REVENUES	<u><u>1,103,239</u></u>	<u><u>1,097,611</u></u>	<u><u>1,104,480</u></u>	<u><u>1,104,480</u></u>	<u><u>1,207,480</u></u>

CITY OF GRAND ISLAND
EXPENSES FOR BUDGET YEAR ENDING SEPTEMBER 30, 2019

INFORMATION TECHNOLOGY	2016 ACTUAL	2017 ACTUAL	2018 BUDGET	2018 FORECAST	2019 BUDGET

PERSONNEL SERVICES					

60510001 85105 SALARIES - REGULAR	345,202	420,580	449,452	449,452	478,815
60510001 85110 SALARIES - OVERTIME	2,522	2,140	4,000	4,000	4,000
60510001 85115 F.I.C.A. PAYROLL TAXES	25,339	30,658	34,691	34,691	36,936
60510001 85120 HEALTH INSURANCE	43,838	43,797	36,737	36,737	29,784
60510001 85125 LIFE INSURANCE	417	482	495	495	579
60510001 85130 DISABILITY INSURANCE	521	643	906	906	1,227
60510001 85145 PENSION CONTRIBUTION	20,863	25,363	27,207	27,207	28,969
60510001 85150 WORKERS COMPENSATION	657	673	589	589	638
60510001 85160 OTHER EMPLOYEE BENEFITS	239	230	400	400	480
60510001 85161 VEBA	2,340	2,603	2,730	2,730	2,730
TOTAL PERSONNEL SERVICES	<u>441,938</u>	<u>527,169</u>	<u>557,207</u>	<u>557,207</u>	<u>584,158</u>
OPERATING EXPENSES					

60510001 85207 CONSULTING SERVICES	45,160	44,431	50,000	50,000	50,000
60510001 85213 CONTRACT SERVICES	365,058	374,700	418,400	418,400	491,890
60510001 85241 COMPUTER SERVICES	3,747	1,595	6,310	6,310	14,300
60510001 85325 REPAIR & MAINT - MACH & EQU	4,852	3,027	23,500	23,500	28,500
60510001 85330 REPAIR & MAINT - OFF FURN	350	0	1,500	1,500	0
60510001 85405 INSURANCE PREMIUMS	550	561	525	525	525
60510001 85410 TELEPHONE	15,325	14,582	15,750	15,750	14,620
60510001 85413 POSTAGE	245	153	500	500	500
60510001 85419 LEGAL NOTICE	0	0	600	600	500
60510001 85422 DUES & SUBSCRIPTIONS	0	0	100	100	0
60510001 85428 TRAVEL & TRAINING	9,661	6,289	6,000	6,000	6,000
60510001 85490 OTHER EXPENDITURES	1,080	0	0	0	0
60510001 85501 SOFTWARE & ACCESORIES	10,497	21,662	14,200	14,200	12,000
60510001 85505 OFFICE SUPPLIES	186	1,194	1,500	1,500	1,500
60510001 85506 OFFICE FORMS	5,240	6,951	6,500	6,500	2,000
60510001 85539 MISC OPERATING EQUIPMENT	17,403	6,936	22,000	22,000	22,000
60510001 85540 SMALL TOOLS & PARTS	16,311	11,071	17,300	17,300	15,000
60510001 85590 OTHER GENERAL SUPPLIES	35,697	35,335	35,000	35,000	6,000
TOTAL OPERATING EXPENSES	<u>531,362</u>	<u>528,487</u>	<u>619,685</u>	<u>619,685</u>	<u>665,335</u>
CAPITAL OUTLAY					

60510001 85615 MACHINERY AND EQUIPMENT	113,945	60,895	100,000	23,000	90,000
TOTAL CAPITAL OUTLAY	<u>113,945</u>	<u>60,895</u>	<u>100,000</u>	<u>23,000</u>	<u>90,000</u>
TOTAL EXPENSES	<u>1,087,245</u>	<u>1,116,551</u>	<u>1,276,892</u>	<u>1,199,892</u>	<u>1,339,493</u>

Fund Internal Service	Department Summary	Public Works
Fund Type Fleet Services	Supervisor Public Works Director	610

Description

This fund is established as an Internal Service fund for services provided to support all the departments of the City. The primary purpose is to repair production equipment that is needed to perform services and functions within each division, provide equipment repairs during emergencies (24/7), and repair security sensitive equipment (such as police vehicles).

The Division is responsible for purchasing parts and supplies to make repairs as well as purchasing and dispensing fuel for the City's fleet.

Additionally, the Division operates a preventative maintenance program which provides routine oil changes, warranty checks, and other manufacturer recommended preventive maintenance tasks based on equipment use.

Budget Narrative

Fiscal year 2016-2017 labor rates were set at \$70.00 per hour and parts profit margin set at 22.5%.

Fiscal year 2017-2018 rates will remain with labor rates set at \$70.00 per hour and parts profit margin set at 22.5%.

Fleet Services is budgeting for an upgrade to the current fuel tracking system software. The software and electronic components are no longer serviceable and will be upgraded to avoid any emergency shut downs of the fueling service.

Personnel

Title	2016	2017	2018	Net Change	2019
Accounting Technician	0.5	0.5	0.5	-0.4	0.1
Fleet Services Mechanic	3	3	3	0	3
Fleet Services Shop Foreman	1	1	1	0	1
Totals:	4.5	4.5	4.5	-0.4	4.1

FLEET SERVICES

	2016 <u>Actual</u>	2017 <u>Actual</u>	2018 <u>Budget</u>	2018 <u>Forecast</u>	2019 <u>Budget</u>
Beginning Cash Balance	166,346	107,741	67,654	48,812	44,823
Revenue	1,076,954	1,109,498	1,305,200	1,284,210	1,324,226
Transfers In	—	—	—	—	—
Total Resources Available	<u>1,243,300</u>	<u>1,217,239</u>	<u>1,372,854</u>	<u>1,333,022</u>	<u>1,369,049</u>
Expenditures	1,135,559	1,168,427	1,299,428	1,288,199	1,303,302
Transfers Out	—	—	—	—	—
Total Requirements	<u>1,135,559</u>	<u>1,168,427</u>	<u>1,299,428</u>	<u>1,288,199</u>	<u>1,303,302</u>
Ending Cash Balance	<u>107,741</u>	<u>48,812</u>	<u>73,426</u>	<u>44,823</u>	<u>65,747</u>

CITY OF GRAND ISLAND
REVENUES FOR BUDGET YEAR ENDING SEPTEMBER 30, 2019

FLEET SERVICES	2016 ACTUAL	2017 ACTUAL	2018 BUDGET	2018 FORECAST	2019 BUDGET

GENERAL TAX REVENUE					

61010001 74905 SALES TAX	0	584	0	1,500	1,500
TOTAL GENERAL TAX REVENUE	<u>0</u>	<u>584</u>	<u>0</u>	<u>1,500</u>	<u>1,500</u>
FEES AND SERVICES					

61010001 74534 DEPARTMENT BASE SERVICE	350	0	0	0	0
61010001 74718 GASOLINE SALES	186,000	201,679	308,000	275,000	275,000
61010001 74721 DIESEL FUEL SALES	150,313	161,078	253,000	214,000	224,700
61010001 74727 REPAIR PARTS SALES	418,988	454,233	409,000	480,129	481,976
61010001 74730 LABOR	299,312	266,615	310,000	283,930	315,050
61010001 74732 TOWING CHARGES	3,063	9,030	8,500	12,151	8,500
TOTAL FEES AND SERVICES	<u>1,058,026</u>	<u>1,092,635</u>	<u>1,288,500</u>	<u>1,265,210</u>	<u>1,305,226</u>
OTHER REVENUE					

61010001 74773 CO-PAY HEALTH INSURANCE	5,795	2,202	0	0	0
61010001 74787 INTEREST & DIVIDEND	600	313	500	500	500
61010001 74795 OTHER REVENUE	7,718	7,603	10,000	8,000	10,000
61010001 74799 CREDIT CARD REBATE	4,815	6,161	6,200	9,000	7,000
TOTAL OTHER REVENUE	<u>18,928</u>	<u>16,279</u>	<u>16,700</u>	<u>17,500</u>	<u>17,500</u>
TOTAL FLEET SERVICES	<u>1,076,954</u>	<u>1,109,498</u>	<u>1,305,200</u>	<u>1,284,210</u>	<u>1,324,226</u>
TOTAL REVENUES	<u>1,076,954</u>	<u>1,109,498</u>	<u>1,305,200</u>	<u>1,284,210</u>	<u>1,324,226</u>

CITY OF GRAND ISLAND
EXPENSES FOR BUDGET YEAR ENDING SEPTEMBER 30, 2019

FLEET SERVICES	2016 ACTUAL	2017 ACTUAL	2018 BUDGET	2018 FORECAST	2019 BUDGET

PERSONNEL SERVICES					

61010001 85105 SALARIES - REGULAR	259,957	278,230	291,071	274,921	286,051
61010001 85110 SALARIES - OVERTIME	13,370	7,513	10,000	12,000	10,000
61010001 85115 F.I.C.A. PAYROLL	20,104	20,959	23,126	21,125	22,743
61010001 85120 HEALTH INSURANCE	42,253	32,815	25,655	25,232	30,420
61010001 85125 LIFE INSURANCE	372	392	383	475	407
61010001 85130 DISABILITY INSURANCE	460	513	602	600	754
61010001 85140 CLOTHING ALLOWANCE	1,384	1,653	1,248	2,021	1,248
61010001 85145 PENSION CONTRIBUTION	16,399	17,145	18,063	17,488	17,762
61010001 85150 WORKERS COMPENSATION	69,319	2,720	2,722	15,000	2,814
61010001 85160 OTHER EMPLOYEE BENEFITS	2,756	2,076	2,529	2,897	600
61010001 85161 VEBA	2,961	974	975	965	819
61010001 85165 UNEMPLOYMENT CONTRIBUTIO	0	0	1,929	1,000	1,929
TOTAL PERSONNEL SERVICES	<u>429,335</u>	<u>364,990</u>	<u>378,303</u>	<u>373,724</u>	<u>375,547</u>
OPERATING EXPENSES					

61010001 85213 CONTRACT SERVICES	48,793	87,061	50,000	80,000	80,000
61010001 85305 UTILITY SERVICES	6,464	6,153	6,000	6,500	6,500
61010001 85317 NATURAL GAS	455	711	2,500	2,000	2,000
61010001 85324 REPAIR & MAINT - BUILDING	5,145	5,205	15,000	11,500	12,000
61010001 85325 REPAIR & MAINT - MACH & EQU	1,897	2,331	2,000	5,500	5,000
61010001 85330 REPAIR & MAINT - OFF FURN &	397	531	800	800	1,000
61010001 85335 REPAIR & MAINT - VEHICLES	8,617	12,229	5,500	5,500	6,000
61010001 85350 SANITATION SERVICE	0	0	200	200	200
61010001 85401 GENERAL LIABILITY INSURANCE	1,100	1,122	1,150	1,170	1,200
61010001 85404 PROPERTY INSURANCE	330	337	350	352	380
61010001 85407 AUTOMOBILE INSURANCE	660	673	675	703	725
61010001 85410 TELEPHONE	701	846	1,000	1,000	1,000
61010001 85422 DUES & SUBSCRIPTIONS	0	0	0	0	0
61010001 85424 LICENSE & FEES	480	690	1,000	1,000	1,000
61010001 85428 TRAVEL & TRAINING	252	1,259	2,000	2,500	2,500
61010001 85447 MERCHANDISE MATERIAL EXP	273,553	271,429	290,000	290,000	290,000
61010001 85490 OTHER EXPENDITURES	1,992	2,648	2,500	3,500	3,500
61010001 85501 SOFTWARE & ACCESORIES	10,611	10,272	10,000	14,000	14,000
61010001 85505 OFFICE SUPPLIES	566	819	750	750	750
61010001 85510 CLEANING SUPPLIES	66	0	0	0	0
61010001 85515 GASOLINE	162,834	176,101	263,000	250,000	250,000
61010001 85520 DIESEL FUEL	130,068	139,637	229,000	200,000	210,000
61010001 85530 OIL SUPPLIES	30,072	30,060	32,000	32,000	33,000
61010001 85535 CHEMICAL SUPPLIES	300	0	0	0	0
61010001 85540 MISC OPERATING EQUIPMENT	2,137	1,160	3,000	1,500	3,000

CITY OF GRAND ISLAND
EXPENSES FOR BUDGET YEAR ENDING SEPTEMBER 30, 2019

FLEET SERVICES	2016 ACTUAL	2017 ACTUAL	2018 BUDGET	2018 FORECAST	2019 BUDGET

61010001 85547 MATERIALS	0	0	0	0	0
61010001 85590 OTHER GENERAL SUPPLIES	1,559	2,309	2,700	2,500	2,500
61010001 85905 SALES TAX	0	418	0	1,500	1,500
TOTAL OPERATING EXPENSES	<u>689,049</u>	<u>754,001</u>	<u>921,125</u>	<u>914,475</u>	<u>927,755</u>
CAPITAL OUTLAY					

61010001 85612 BUILDING IMPROVEMENTS	3,675	49,436	0	0	0
61010001 85615 MACHINERY AND EQUIPMENT	13,500	0	0	0	0
TOTAL CAPITAL OUTLAY	<u>17,175</u>	<u>49,436</u>	<u>0</u>	<u>0</u>	<u>0</u>
TOTAL FLEET SERVICES	<u>1,135,559</u>	<u>1,168,427</u>	<u>1,299,428</u>	<u>1,288,199</u>	<u>1,303,302</u>
TOTAL EXPENSES	<u>1,135,559</u>	<u>1,168,427</u>	<u>1,299,428</u>	<u>1,288,199</u>	<u>1,303,302</u>

Fund Internal Service	Department Summary	Finance
Fund Type General Insurance	Supervisor Finance Director	615

Description

The responsibility for risk management and insurance functions is overseen by the Finance and Human Resources Departments. The Finance Director has the authority to authorize expenditures. The primary task is to evaluate the risks for property, liability, automobile, worker’s compensation, unemployment, health insurance and other programs for all City operations. The goal of this division is to provide adequate coverage at the lowest responsive cost. This is a General Government fund. Each department is expected to budget for their own insurance costs. Enterprise activity costs for insurance premiums are reflected in their respective funds.

Budget Narrative

The City has a comprehensive risk management plan, whereby risk avoidance or acceptance is constantly reviewed. The intent is to recognize the potential to save money for the employer and reduce injuries for employees and citizens. EMC Insurance Company provides the current administration and reinsurance coverage for the City’s property, auto, worker’s comp. and liability coverage. We will continue the policy of a chargeback of claims to those departments that incur them. The goal is to promote better awareness of claim instances and related costs, and then institute remedial actions where needed. We will continue the Risk Management team effort in conjunction with EMC Insurance Company and Ryder Rosacker McCue and Huston. The City contracts with Blue Cross and Blue Shield of Nebraska to administer its health insurance benefit and Delta Dental of Nebraska for its dental insurance benefit.

GENERAL INSURANCE

	2016	2017	2018	2018	2019
	<u>Actual</u>	<u>Actual</u>	<u>Budget</u>	<u>Forecast</u>	<u>Budget</u>
Beginning Cash Balance	4,521,035	3,588,510	3,943,912	4,167,632	3,245,372
Revenue	8,775,964	9,455,205	9,124,333	8,154,314	9,082,418
Transfers In	—	—	—	—	—
Total Resources Available	<u>13,296,999</u>	<u>13,043,715</u>	<u>13,068,245</u>	<u>12,321,946</u>	<u>12,327,790</u>
Expenditures	9,708,489	8,876,083	10,607,175	9,076,574	10,219,693
Transfers Out	—	—	—	—	—
Total Requirements	<u>9,708,489</u>	<u>8,876,083</u>	<u>10,607,175</u>	<u>9,076,574</u>	<u>10,219,693</u>
Ending Cash Balance	<u>3,588,510</u>	<u>4,167,632</u>	<u>2,461,070</u>	<u>3,245,372</u>	<u>2,108,097</u>

CITY OF GRAND ISLAND
REVENUES FOR BUDGET YEAR ENDING SEPTEMBER 30, 2019

	2016 ACTUAL	2017 ACTUAL	2018 BUDGET	2018 FORECAST	2019 BUDGET
GENERAL INSURANCE					

GENERAL GOVERNMENT INSURANCE					

OTHER REVENUE					

61550020 74776 CLAIM PROCEEDS	0	52,281	0	0	0
61550020 74777 INSURANCE PROCEEDS	500,322	520,604	520,600	573,000	550,000
61550020 74787 INTEREST & DIVIDEND	4,927	4,510	1,000	2,000	2,000
61550020 74795 OTHER REVENUE	3,181	2,760	0	0	0
TOTAL OTHER REVENUE	<u>508,430</u>	<u>580,155</u>	<u>521,600</u>	<u>575,000</u>	<u>552,000</u>
TOTAL GENERAL GOVERNMENT INSURANCE	<u>508,430</u>	<u>580,155</u>	<u>521,600</u>	<u>575,000</u>	<u>552,000</u>
WORKERS COMPENSATION PROGRAMS					

FEEES AND SERVICES					

61550021 74765 WORKMAN'S COMP PREMIUM	1,352,427	1,297,117	495,000	550,000	600,000
TOTAL FEES AND SERVICES	<u>1,352,427</u>	<u>1,297,117</u>	<u>495,000</u>	<u>550,000</u>	<u>600,000</u>
OTHER REVENUE					

61550021 74787 INTEREST & DIVIDEND	5,950	6,229	1,000	2,000	2,000
TOTAL OTHER REVENUE	<u>5,950</u>	<u>6,229</u>	<u>1,000</u>	<u>2,000</u>	<u>2,000</u>
TOTAL WORKERS COMPENSATION PROGRAMS	<u>1,358,377</u>	<u>1,303,346</u>	<u>496,000</u>	<u>552,000</u>	<u>602,000</u>
GENERAL GOVERNMENT LIABILITY					

OTHER REVENUE					

61550022 74799 CREDIT CARD REBATE	12,148	14,668	15,000	16,237	16,237
TOTAL OTHER REVENUE	<u>12,148</u>	<u>14,668</u>	<u>15,000</u>	<u>16,237</u>	<u>16,237</u>
TOTAL GENERERAL GOVERNMENT LIABILITY	<u>12,148</u>	<u>14,668</u>	<u>15,000</u>	<u>16,237</u>	<u>16,237</u>
HEALTH INSURANCE					

FEEES AND SERVICES					

61550023 74797 HEALTH INSURANCE PREMIUM	6,843,033	6,607,911	6,394,733	5,314,077	6,212,181
61550023 74910 COBRA HEALTH INSURANCE	41,594	57,380	85,000	40,000	40,000
TOTAL FEES AND SERVICES	<u>6,884,627</u>	<u>6,665,291</u>	<u>6,479,733</u>	<u>5,354,077</u>	<u>6,252,181</u>
OTHER REVENUE					

CITY OF GRAND ISLAND
REVENUES FOR BUDGET YEAR ENDING SEPTEMBER 30, 2019

GENERAL INSURANCE	2016 ACTUAL	2017 ACTUAL	2018 BUDGET	2018 FORECAST	2019 BUDGET

61550023 74773 CO-PAY HEALTH INSURANCE	0	872,055	1,600,000	1,647,000	1,650,000
61550023 74787 INTEREST & DIVIDEND	12,382	9,346	2,000	10,000	10,000
61550023 74795 OTHER REVENUE	0	10,344	10,000	0	0
TOTAL OTHER REVENUE	<u>12,382</u>	<u>891,745</u>	<u>1,612,000</u>	<u>1,657,000</u>	<u>1,660,000</u>
TOTAL HEALTH INSURANCE	<u>6,897,009</u>	<u>7,557,036</u>	<u>8,091,733</u>	<u>7,011,077</u>	<u>7,912,181</u>
TOTAL REVENUES	<u><u>8,775,964</u></u>	<u><u>9,455,205</u></u>	<u><u>9,124,333</u></u>	<u><u>8,154,314</u></u>	<u><u>9,082,418</u></u>

CITY OF GRAND ISLAND
EXPENSES FOR BUDGET YEAR ENDING SEPTEMBER 30, 2019

	2016 ACTUAL	2017 ACTUAL	2018 BUDGET	2018 FORECAST	2019 BUDGET
GENERAL INSURANCE					

GENERAL GOVERNMENT INSURANCE					

OPERATING EXPENSES					

61550020 85335 REPAIR & MAINT - VEHICLES	0	10,875	0	0	0
61550020 85401 GENERAL LIABILITY INSURANCE	341,788	349,962	367,500	359,000	367,500
61550020 85404 PROPERTY INSURANCE	97,602	98,095	103,000	97,294	103,000
61550020 85407 AUTOMOBILE INSURANCE	82,944	83,435	87,675	93,629	96,443
61550020 85465 UNINSURED LOSS	4,232	1,229	75,000	75,000	75,000
TOTAL OPERATING EXPENSES	<u>526,566</u>	<u>543,596</u>	<u>633,175</u>	<u>624,923</u>	<u>641,943</u>
TOTAL GENERAL GOVERNMENT INSURANCE	<u>526,566</u>	<u>543,596</u>	<u>633,175</u>	<u>624,923</u>	<u>641,943</u>
WORKERS COMPENSATION PROGRAMS					

OPERATING EXPENSES					

61550021 85401 GENERAL LIABILITY INSURANCE	432,385	427,011	495,000	503,000	519,750
61550021 85424 LICENSE & FEES	120,204	105,245	120,000	120,000	120,000
61550021 85465 UNINSURED LOSS	673,655	573,993	500,000	400,000	400,000
61550021 85490 OTHER EXPENDITURES	4,000	837	0	270	0
TOTAL OPERATING EXPENSES	<u>1,230,244</u>	<u>1,107,086</u>	<u>1,115,000</u>	<u>1,023,270</u>	<u>1,039,750</u>
TOTAL WORKERS COMPENSATION PROGRAMS	<u>1,230,244</u>	<u>1,107,086</u>	<u>1,115,000</u>	<u>1,023,270</u>	<u>1,039,750</u>
HEALTH INSURANCE					

OPERATING EXPENSES					

61550023 85213 CONTRACT SERVICES	6,750	14,200	9,000	19,250	38,000
61550023 85221 ADMINISTRATIVE SERVICES	276,502	350,952	350,000	440,000	500,000
61550023 85300 CLAIMS HANDLING FEE	248,543	203,502	250,000	163,750	150,000
61550023 85402 STOP LOSS	682,716	691,794	750,000	805,381	850,000
61550023 85469 HOSPITALIZATION AND MEDICAL	6,737,168	5,964,953	7,500,000	6,000,000	7,000,000
TOTAL OPERATING EXPENSES	<u>7,951,679</u>	<u>7,225,401</u>	<u>8,859,000</u>	<u>7,428,381</u>	<u>8,538,000</u>
TOTAL HEALTH INSURANCE	<u>7,951,679</u>	<u>7,225,401</u>	<u>8,859,000</u>	<u>7,428,381</u>	<u>8,538,000</u>
TOTAL EXPENSES	<u>9,708,489</u>	<u>8,876,083</u>	<u>10,607,175</u>	<u>9,076,574</u>	<u>10,219,693</u>

Fund Internal Service	Department Summary	Finance
Fund Type Equipment Replacement Revolving Fund	Supervisor Finance Director	620

Description

This fund was established to provide continuity of capital equipment replacement in the General Fund. The City currently does not have a capital equipment replacement policy therefore no contributions from General Fund exist. This fund does account for the 2006 interlocal agreement with Hall County for sharing costs of the new law enforcement center. Both the City and the County are required to pay \$25,000 annually to be used for equipment, furnishings and renovation to the law enforcement facility building. Contributions from the City and County started in fiscal year 2007-2008.

Budget Narrative

In FY19, \$100,000 is budgeted for law enforcement facility improvements.

EQUIPMENT RESERVE

	2016	2017	2018	2018	2019
	<u>Actual</u>	<u>Actual</u>	<u>Budget</u>	<u>Forecast</u>	<u>Budget</u>
Beginning Cash Balance	300,347	294,078	245,289	325,665	276,877
Revenue	52,961	51,966	51,212	51,212	51,212
Transfers In	—	—	—	—	—
Total Resources Available	<u>353,308</u>	<u>346,044</u>	<u>296,501</u>	<u>376,877</u>	<u>328,089</u>
Expenditures	59,230	20,379	100,000	100,000	100,000
Transfers Out	—	—	—	—	—
Total Requirements	<u>59,230</u>	<u>20,379</u>	<u>100,000</u>	<u>100,000</u>	<u>100,000</u>
Ending Cash Balance	<u>294,078</u>	<u>325,665</u>	<u>196,501</u>	<u>276,877</u>	<u>228,089</u>

CITY OF GRAND ISLAND
REVENUES FOR BUDGET YEAR ENDING SEPTEMBER 30, 2019

EQUIPMENT RESERVE	2016 ACTUAL	2017 ACTUAL	2018 BUDGET	2018 FORECAST	2019 BUDGET

RESERVE-LAW ENFORCEMENT CENTER					

INTERGOVERNMENTAL					

62012302 74396 OTHER INTERGOVERNMENTAL	51,198	50,000	50,000	50,000	50,000
TOTAL INTERGOVERNMENTAL	<u>51,198</u>	<u>50,000</u>	<u>50,000</u>	<u>50,000</u>	<u>50,000</u>

TOTAL RESERVE-LAW ENFORCEMENT CENTER	<u>51,198</u>	<u>50,000</u>	<u>50,000</u>	<u>50,000</u>	<u>50,000</u>

EQUIPMENT RESERVE					

OTHER REVENUE					

62050001 74787 INTEREST & DIVIDEND REVENUE	1,551	1,584	1,000	1,000	1,000
62050001 74799 CREDIT CARD REBATE	212	382	212	212	212
TOTAL OTHER REVENUE	<u>1,763</u>	<u>1,966</u>	<u>1,212</u>	<u>1,212</u>	<u>1,212</u>

TOTAL EQUIPMENT RESERVE	<u>1,763</u>	<u>1,966</u>	<u>1,212</u>	<u>1,212</u>	<u>1,212</u>

TOTAL REVENUES	<u><u>52,961</u></u>	<u><u>51,966</u></u>	<u><u>51,212</u></u>	<u><u>51,212</u></u>	<u><u>51,212</u></u>

CITY OF GRAND ISLAND
EXPENSES FOR BUDGET YEAR ENDING SEPTEMBER 30, 2019

EQUIPMENT RESERVE	2016 ACTUAL	2017 ACTUAL	2018 BUDGET	2018 FORECAST	2019 BUDGET

RESERVE-LAW ENFORCEMENT CENTER					

INTERGOVERNMENTAL					

62012302 85612 BUILDING IMPROVEMENTS	59,230	20,379	100,000	100,000	100,000
TOTAL CAPITAL OUTLAY	<u>59,230</u>	<u>20,379</u>	<u>100,000</u>	<u>100,000</u>	<u>100,000</u>

TOTAL RESERVE-LAW ENFORCEMENT CENTER	<u>59,230</u>	<u>20,379</u>	<u>100,000</u>	<u>100,000</u>	<u>100,000</u>

TOTAL EXPENSES	<u><u>59,230</u></u>	<u><u>20,379</u></u>	<u><u>100,000</u></u>	<u><u>100,000</u></u>	<u><u>100,000</u></u>

City of Grand Island 2018-2019

Annual Budget and Program of Municipal Services

Agency Fund

AGENCY FUND SUMMARY

	<u>2016</u> <u>Actual</u>	<u>2017</u> <u>Actual</u>	<u>2018</u> <u>Budget</u>	<u>2018</u> <u>Forecast</u>	<u>2019</u> <u>Budget</u>
Beginning Cash Balance	214,733	157,517	155,862	184,917	184,467
Revenue	1,234,038	1,291,408	1,173,937	1,173,937	1,173,937
Transfers In	—	—	—	—	—
Total Resources Available	<u>1,448,771</u>	<u>1,448,925</u>	<u>1,329,799</u>	<u>1,358,854</u>	<u>1,358,404</u>
Expenditures	1,291,254	1,264,008	1,174,387	1,174,387	1,174,387
Transfers Out	—	—	—	—	—
Total Requirements	<u>1,291,254</u>	<u>1,264,008</u>	<u>1,174,387</u>	<u>1,174,387</u>	<u>1,174,387</u>
Ending Cash Balance	<u>157,517</u>	<u>184,917</u>	<u>155,412</u>	<u>184,467</u>	<u>184,017</u>

Fund Agency	Department Summary	Finance
Fund Type Employee Plans	Supervisor Finance Director	715

Description

This Fund is for voluntary employee contributions to the Cafeteria Plan and to the City’s Health Savings Account Plan. The Fund acts as an agent which withholds elected amounts from employee payroll and then reimburses the employee as eligible expenses are incurred.

Budget Narrative

The budget provides for the reimbursement of employees for medical and childcare expenses. The budget reflects the potential amount that employees may elect to have withheld from their paychecks. The revenue correlates very closely with the eligible expenses that are reimbursed.

CAFETERIA/HSA PLAN

	<u>2016</u> <u>Actual</u>	<u>2017</u> <u>Actual</u>	<u>2018</u> <u>Budget</u>	<u>2018</u> <u>Forecast</u>	<u>2019</u> <u>Budget</u>
Beginning Cash Balance	5,000	4,784	5,000	4,784	4,784
Revenue	880,860	987,420	800,000	800,000	800,000
Transfers In	—	—	—	—	—
Total Resources Available	<u>885,860</u>	<u>992,204</u>	<u>805,000</u>	<u>804,784</u>	<u>804,784</u>
Expenditures	881,076	987,420	800,000	800,000	800,000
Transfers Out	—	—	—	—	—
Total Requirements	<u>881,076</u>	<u>987,420</u>	<u>800,000</u>	<u>800,000</u>	<u>800,000</u>
Ending Cash Balance	<u>4,784</u>	<u>4,784</u>	<u>5,000</u>	<u>4,784</u>	<u>4,784</u>

CITY OF GRAND ISLAND
REVENUES FOR BUDGET YEAR ENDING SEPTEMBER 30, 2019

CAFETERIA PLAN	2016 ACTUAL	2017 ACTUAL	2018 BUDGET	2018 FORECAST	2019 BUDGET

OTHER REVENUE					

71551401 74926 EMPLOYEE WITHHOLDING	880,860	987,420	800,000	800,000	800,000
TOTAL OTHER REVENUE	880,860	987,420	800,000	800,000	800,000
TOTAL CAFETERIA PLAN	880,860	987,420	800,000	800,000	800,000
TOTAL REVENUES	880,860	987,420	800,000	800,000	800,000

CITY OF GRAND ISLAND
EXPENSES FOR BUDGET YEAR ENDING SEPTEMBER 30, 2019

CAFETERIA PLAN	2016 ACTUAL	2017 ACTUAL	2018 BUDGET	2018 FORECAST	2019 BUDGET

PERSONNEL SERVICES					

71551401 85296 EMPLOYEE REIMBURSEMENT	881,076	987,420	800,000	800,000	800,000
TOTAL OTHER REVENUE	881,076	987,420	800,000	800,000	800,000
TOTAL CAFETERIA PLAN	881,076	987,420	800,000	800,000	800,000
TOTAL EXPENSES	881,076	987,420	800,000	800,000	800,000

Fund Agency	Department Summary	Finance
Fund Type Other Agencies	Supervisor Finance Director	725

Description

This fund accounts for the parking, tobacco, and liquor fees collected for the Grand Island Public Schools, the lodging tax collected by local hotels and motels for Fonner Park and the Central Nebraska Drug and Safe Streets Task Force, formerly the Tri-City Task Force, activities.

The Central Nebraska Drug and Safe Streets Task Force is operated through the City of Grand Island Police Department.

Budget Narrative

The revenues and expenditures budgeted for this fund net to zero, with the cash balance only reflecting a timing difference between collections and payments.

OTHER AGENCIES
School Fees, Hotel Occupation Taxes, Tri-City Task Force

	<u>2016</u> <u>Actual</u>	<u>2017</u> <u>Actual</u>	<u>2018</u> <u>Budget</u>	<u>2018</u> <u>Forecast</u>	<u>2019</u> <u>Budget</u>
Beginning Cash Balance	208,943	150,710	150,260	174,771	174,321
Revenue	154,352	75,867	154,050	154,050	154,050
Transfers In	—	—	—	—	—
Total Resources Available	<u>363,295</u>	<u>226,577</u>	<u>304,310</u>	<u>328,821</u>	<u>328,371</u>
Expenditures	212,585	51,806	154,500	154,500	154,500
Transfers Out	—	—	—	—	—
Total Requirements	<u>212,585</u>	<u>51,806</u>	<u>154,500</u>	<u>154,500</u>	<u>154,500</u>
Ending Cash Balance	<u>150,710</u>	<u>174,771</u>	<u>149,810</u>	<u>174,321</u>	<u>173,871</u>

CITY OF GRAND ISLAND
REVENUES FOR BUDGET YEAR ENDING SEPTEMBER 30, 2019

OTHER AGENCIES	2016 ACTUAL	2017 ACTUAL	2018 BUDGET	2018 FORECAST	2019 BUDGET

SCHOOL FEES					

INTERGOVERNMENTAL					

72551426 74373 PARKING TICKETS-SCHOOL	15,805	14,845	18,000	18,000	18,000
72551426 74374 TOBACCO LICENSES-SCHOO	1,075	985	1,500	1,500	1,500
72551426 74375 LIQUOR LICENSE-SCHOOL	31,200	28,725	35,000	35,000	35,000
TOTAL INTERGOVERNMENTAL	<u>48,080</u>	<u>44,555</u>	<u>54,500</u>	<u>54,500</u>	<u>54,500</u>

TOTAL SCHOOL FEES	<u>48,080</u>	<u>44,555</u>	<u>54,500</u>	<u>54,500</u>	<u>54,500</u>

HOTEL OCCUPATION TAXES					

GENERAL TAX REVENUE					

72551428 74036 HOTEL OCCUPATION TAX	102,125	0	0	0	0
TOTAL GENERAL TAX REVENUE	<u>102,125</u>	<u>0</u>	<u>0</u>	<u>0</u>	<u>0</u>

TOTAL HOTEL OCCUPATION TAXES	<u>102,125</u>	<u>0</u>	<u>0</u>	<u>0</u>	<u>0</u>

TRI CITY TASK FORCE					

OTHER REVENUE					

72551429 74787 INTEREST & DIVIDEND	14	14	50	50	50
72551429 74795 OTHER REVENUE	4,133	31,298	99,500	99,500	99,500
TOTAL OTHER REVENUE	<u>4,147</u>	<u>31,312</u>	<u>99,550</u>	<u>99,550</u>	<u>99,550</u>

TOTAL TRI CITY TASK FORCE	<u>4,147</u>	<u>31,312</u>	<u>99,550</u>	<u>99,550</u>	<u>99,550</u>

TOTAL REVENUES	<u>154,352</u>	<u>75,867</u>	<u>154,050</u>	<u>154,050</u>	<u>154,050</u>

CITY OF GRAND ISLAND
EXPENSES FOR BUDGET YEAR ENDING SEPTEMBER 30, 2019

OTHER AGENCIES	2016 ACTUAL	2017 ACTUAL	2018 BUDGET	2018 FORECAST	2019 BUDGET

SCHOOL FEES					

OPERATING EXPENSES					

72551426 85456 PARKING TICKETS - SCHOOL	16,425	14,735	18,000	18,000	18,000
72551426 85457 TOBACCO LICENCES - SCHO	1,075	985	1,500	1,500	1,500
72551426 85458 LIQOUR LICENSE - SCHOOL	29,550	29,325	35,000	35,000	35,000
TOTAL OPERATING EXPENSES	<u>47,050</u>	<u>45,045</u>	<u>54,500</u>	<u>54,500</u>	<u>54,500</u>

TOTAL SCHOOL FEES	<u>47,050</u>	<u>45,045</u>	<u>54,500</u>	<u>54,500</u>	<u>54,500</u>

HOTEL OCCUPATION TAXES					

OPERATING EXPENSES					

72551428 85486 HOTEL OCCUPATION TAXES	141,836	0	0	0	0
TOTAL OPERATING EXPENSES	<u>141,836</u>	<u>0</u>	<u>0</u>	<u>0</u>	<u>0</u>

TOTAL HOTEL OCCUPATION TAXES	<u>141,836</u>	<u>0</u>	<u>0</u>	<u>0</u>	<u>0</u>

TRI CITY TASK FORCE					

OPERATING EXPENSES					

72551429 85590 DRUG SUPPLIES	23,699	6,761	100,000	100,000	100,000
TOTAL OPERATING EXPENSES	<u>23,699</u>	<u>6,761</u>	<u>100,000</u>	<u>100,000</u>	<u>100,000</u>

TOTAL TRI CITY TASK FORCE	<u>23,699</u>	<u>6,761</u>	<u>100,000</u>	<u>100,000</u>	<u>100,000</u>

TOTAL EXPENSES	<u>212,585</u>	<u>51,806</u>	<u>154,500</u>	<u>154,500</u>	<u>154,500</u>

Fund Agency	Department Summary	Finance
Fund Type BID Assessments	Supervisor Finance Director	726

Description

This fund started in fiscal year 2004 and is used to account for the collection of Business Improvement District assessments and their remittance to the various Districts. The finances for the districts are accounted for by the City's Finance Department as an outside agency for a nominal fee.

Budget Narrative

Two Business Improvement Districts were reorganized in 2017 and one is being reorganized for 2019. Fonner Park Business Improvement District runs along South Locust Street between Fonner Park Road and Stolley Park Road. It was reorganized in perpetuity in 2017. South Locust Business Improvement District runs along South Locust Street between Stolley Park Road to Highway 34. It was reorganized in perpetuity in 2017. The Railside Business Improvement District is being created for 2019 to replace the Downtown Business Improvement District. The Railside BID was reorganized in perpetuity. The Fonner Park and South Locust BID's assess individual property based upon front footage while the Railside BID assesses property based upon the individual property value divided by the total district assessed property value. Owner-Occupied residential property can be assessed at 70% of the assessed valuation.

BUSINESS IMPROVEMENT DISTRICT ASSESSMENTS

	<u>2016</u> <u>Actual</u>	<u>2017</u> <u>Actual</u>	<u>2018</u> <u>Budget</u>	<u>2018</u> <u>Forecast</u>	<u>2019</u> <u>Budget</u>
Beginning Cash Balance	790	2,023	818	5,362	5,362
Revenue	198,826	228,121	219,887	219,887	219,887
Transfers In	—	—	—	—	—
Total Resources Available	<u>199,616</u>	<u>230,144</u>	<u>220,705</u>	<u>225,249</u>	<u>225,249</u>
Expenditures	197,593	224,782	219,887	219,887	219,887
Transfers Out	—	—	—	—	—
Total Requirements	<u>197,593</u>	<u>224,782</u>	<u>219,887</u>	<u>219,887</u>	<u>219,887</u>
Ending Cash Balance	<u>2,023</u>	<u>5,362</u>	<u>818</u>	<u>5,362</u>	<u>5,362</u>

CITY OF GRAND ISLAND
REVENUES FOR BUDGET YEAR ENDING SEPTEMBER 30, 2019

BID ASSESSMENTS	2016 ACTUAL	2017 ACTUAL	2018 BUDGET	2018 FORECAST	2019 BUDGET

SOUTH LOCUST BID					

OTHER REVENUE					

72611201 74787 INTEREST & DIVIDEND	119	651	450	450	450
TOTAL OTHER REVENUE	<u>119</u>	<u>651</u>	<u>450</u>	<u>450</u>	<u>450</u>
SPECIAL ASSESMENTS					

72611201 74140 BUSINESS DISTRICT #7 REV	64,783	81,948	73,287	73,287	73,287
TOTAL SPECIAL ASSESMENTS	<u>64,783</u>	<u>81,948</u>	<u>73,287</u>	<u>73,287</u>	<u>73,287</u>
TOTAL SOUTH LOCUST BID	<u>64,902</u>	<u>82,599</u>	<u>73,737</u>	<u>73,737</u>	<u>73,737</u>
FONNER PARK BID					

OTHER REVENUE					

72611301 74787 INTEREST & DIVIDEND	19	69	70	70	70
TOTAL OTHER REVENUE	<u>19</u>	<u>69</u>	<u>70</u>	<u>70</u>	<u>70</u>
SPECIAL ASSESMENTS					

72611301 74140 BUSINESS DISTRICT #4 REV	39,599	41,340	40,780	40,780	40,780
TOTAL SPECIAL ASESSMENTS	<u>39,599</u>	<u>41,340</u>	<u>40,780</u>	<u>40,780</u>	<u>40,780</u>
TOTAL FONNER PARK BID	<u>39,618</u>	<u>41,409</u>	<u>40,850</u>	<u>40,850</u>	<u>40,850</u>
RAILSIDE BID					

OTHER REVENUE					

72611401 74787 INTEREST & DIVIDEND	1,333	3,091	300	300	300
TOTAL OTHER REVENUE	<u>1,333</u>	<u>3,091</u>	<u>300</u>	<u>300</u>	<u>300</u>

CITY OF GRAND ISLAND
REVENUES FOR BUDGET YEAR ENDING SEPTEMBER 30, 2019

BID ASSESSMENTS	2016 ACTUAL	2017 ACTUAL	2018 BUDGET	2018 FORECAST	2019 BUDGET

SPECIAL ASSESSMENTS					

72611401 74140 BUSINESS DISTRICT #8 REV	92,973	101,022	105,000	105,000	105,000
TOTAL SPECIAL ASSESSMENTS	92,973	101,022	105,000	105,000	105,000
TOTAL RAILSIDE BID	94,306	104,113	105,300	105,300	105,300
TOTAL REVENUES	198,826	228,121	219,887	219,887	219,887

CITY OF GRAND ISLAND
EXPENSES FOR BUDGET YEAR ENDING SEPTEMBER 30, 2019

BID ASSESSMENTS	2016 ACTUAL	2017 ACTUAL	2018 BUDGET	2018 FORECAST	2019 BUDGET

SOUTH LOCUST BID					

OPERATING EXPENSES					

72611201 85490 OTHER EXPENDITURES	64,901	78,278	73,737	73,737	73,737
TOTAL OPERATING EXPENSES	<u>64,901</u>	<u>78,278</u>	<u>73,737</u>	<u>73,737</u>	<u>73,737</u>
TOTAL SOUTH LOCUST BID	<u>64,901</u>	<u>78,278</u>	<u>73,737</u>	<u>73,737</u>	<u>73,737</u>
FONNER PARK BID					

OPERATING EXPENSES					

72611301 85490 OTHER EXPENDITURES	39,618	41,409	40,850	40,850	40,850
TOTAL OPERATING EXPENSES	<u>39,618</u>	<u>41,409</u>	<u>40,850</u>	<u>40,850</u>	<u>40,850</u>
TOTAL FONNER PARK BID	<u>39,618</u>	<u>41,409</u>	<u>40,850</u>	<u>40,850</u>	<u>40,850</u>
RAILSIDE BID					

OPERATING EXPENSES					

72611401 85490 OTHER EXPENDITURES	93,074	105,095	105,300	105,300	105,300
TOTAL OPERATING EXPENSES	<u>93,074</u>	<u>105,095</u>	<u>105,300</u>	<u>105,300</u>	<u>105,300</u>
TOTAL RAILSIDE BID	<u>93,074</u>	<u>105,095</u>	<u>105,300</u>	<u>105,300</u>	<u>105,300</u>
TOTAL EXPENSES	<u>197,593</u>	<u>224,782</u>	<u>219,887</u>	<u>219,887</u>	<u>219,887</u>

City of Grand Island 2018-2019

Annual Budget and Program of Municipal Services

Pension & Trust Fund

Fund Pension Trust	Department Summary	Finance
Fund Type Employee Pension Reserve	Supervisor Finance Director	825

Description

At the August 15, 2013 Special Meeting, Council voted to combine all three employee pension reserve funds into one fund. For the 2015-2016 fiscal year, Funds 800, 805 and 810 will combine to form the new Employee Pension Reserve Fund 825.

EMPLOYEE PENSION RESERVE

	<u>2016</u> <u>Actual</u>	<u>2017</u> <u>Actual</u>	<u>2018</u> <u>Budget</u>	<u>2018</u> <u>Forecast</u>	<u>2019</u> <u>Budget</u>
Beginning Cash Balance	4,438,252	4,149,597	4,477,752	4,454,924	4,390,592
Revenue	679,941	510,179	1,000,000	1,000,000	1,000,000
Transfers In	—	—	—	—	—
Total Resources Available	<u>5,118,193</u>	<u>4,659,776</u>	<u>5,477,752</u>	<u>5,454,924</u>	<u>5,390,592</u>
Expenditures	512,332	204,852	1,064,332	1,064,332	1,064,332
Transfers Out	456,264	—	—	—	—
Total Requirements	<u>968,596</u>	<u>204,852</u>	<u>1,064,332</u>	<u>1,064,332</u>	<u>1,064,332</u>
Ending Cash Balance	<u>4,149,597</u>	<u>4,454,924</u>	<u>4,413,420</u>	<u>4,390,592</u>	<u>4,326,260</u>

CITY OF GRAND ISLAND
REVENUES FOR BUDGET YEAR ENDING SEPTEMBER 30, 2019

EMPLOYEE PENSION RESERVE	2016 ACTUAL	2017 ACTUAL	2018 BUDGET	2018 FORECAST	2019 BUDGET
----- FIRE RESERVE -----					
----- OTHER REVENUE -----					
82551403 74787 INTEREST & DIVIDEND	679,941	510,179	1,000,000	1,000,000	1,000,000
TOTAL OTHER REVENUE	<u>679,941</u>	<u>510,179</u>	<u>1,000,000</u>	<u>1,000,000</u>	<u>1,000,000</u>
TOTAL FIRE RESERVE	<u>679,941</u>	<u>510,179</u>	<u>1,000,000</u>	<u>1,000,000</u>	<u>1,000,000</u>
TOTAL REVENUES	<u><u>679,941</u></u>	<u><u>510,179</u></u>	<u><u>1,000,000</u></u>	<u><u>1,000,000</u></u>	<u><u>1,000,000</u></u>

CITY OF GRAND ISLAND
EXPENSES FOR BUDGET YEAR ENDING SEPTEMBER 30, 2019

EMPLOYEE PENSION RESERVE	2016 ACTUAL	2017 ACTUAL	2018 BUDGET	2018 FORECAST	2019 BUDGET

POLICE-FIRE RETIREES PRIOR 84					

PERSONNEL SERVICES					

82551401 85105 SALARIES - REGULAR	138,749	132,017	139,332	139,332	139,332
82551401 85146 POLICE PENSION	49,260	0	0	0	0
TOTAL PERSONNEL SERVICES	<u>188,009</u>	<u>132,017</u>	<u>139,332</u>	<u>139,332</u>	<u>139,332</u>

TOTAL POLICE-FIRE RETIREES PRIOR 84	<u>188,009</u>	<u>132,017</u>	<u>139,332</u>	<u>139,332</u>	<u>139,332</u>

POLICE RESERVE					

PERSONNEL SERVICES					

82551402 85480 UNALLOCATED RESERVE CONTR	0	0	420,000	420,000	420,000
TOTAL PERSONNEL SERVICES	<u>0</u>	<u>0</u>	<u>420,000</u>	<u>420,000</u>	<u>420,000</u>

OPERATING EXPENSES					

82551402 85213 CONTRACT SERVICES	7,455	12,000	0	0	0
TOTAL OPERATING EXPENSES	<u>7,455</u>	<u>12,000</u>	<u>0</u>	<u>0</u>	<u>0</u>

TOTAL POLICE RESERVE	<u>7,455</u>	<u>12,000</u>	<u>420,000</u>	<u>420,000</u>	<u>420,000</u>

FIRE RESERVE					

PERSONNEL SERVICES					

82551403 85480 UNALLOCATED RESERVE CONTR	0	0	500,000	500,000	500,000
TOTAL PERSONNEL SERVICES	<u>0</u>	<u>0</u>	<u>500,000</u>	<u>500,000</u>	<u>500,000</u>

OPERATING EXPENSES					

82551403 85213 CONTRACT SERVICES	7,455	0	5,000	5,000	5,000
TOTAL OPERATING EXPENSES	<u>7,455</u>	<u>0</u>	<u>5,000</u>	<u>5,000</u>	<u>5,000</u>

CITY OF GRAND ISLAND
EXPENSES FOR BUDGET YEAR ENDING SEPTEMBER 30, 2019

EMPLOYEE PENSION RESERVE	2016 ACTUAL	2017 ACTUAL	2018 BUDGET	2018 FORECAST	2019 BUDGET

OTHER FINANCING USES					

82551403 85704 LOSS ON INVESTMENTS	309,413	60,835	0	0	0
TOTAL OTHER FINANCING USES	309,413	60,835	0	0	0

TOTAL FIRE RESERVE	316,868	60,835	505,000	505,000	505,000

TOTAL EXPENSES	512,332	204,852	1,064,332	1,064,332	1,064,332
=====					

City of Grand Island 2018-2019

Annual Budget and Program of Municipal Services

Other Documentation

**COMMUNITY REDEVELOPMENT AUTHORITY
2019 BUDGET**

CONSOLIDATED	2018 BUDGET	2017-2018 YE Projected	2019 BUDGET
Beginning Cash	1,092,980	862,003	675,752
REVENUE:			
Property Taxes - CRA	472,191	465,000	489,000
Property Taxes - Lincoln Pool	198,050	198,050	197,000
Property Taxes - TIF's	1,827,558	1,500,000	2,400,000
Loan Income (Poplar Street Water Line)	10,500	13,500	14,000
Interest Income - CRA	300	21	300
Interest Income - TIF'S	23,316	23,316	
Land Sales	100,000	14,122	100,000
Other Revenue - CRA	130,000	116,000	430,000
Other Revenue - TIF's	-	14,000	749,000
TOTAL REVENUE	2,749,338	2,344,009	4,379,300
TOTAL RESOURCES	3,842,318	3,206,012	5,055,052
EXPENSES			
Auditing & Accounting	5,000	4,625	3,000
Legal Services	3,000	800	3,000
Consulting Services	5,000	-	5,000
Contract Services	75,000	50,000	75,000
Printing & Binding	1,000	-	1,000
Other Professional Services	16,000	5,150	16,000
General Liability Insurance	250	-	250
Postage	200	200	200
Life Safety	200,000	175,000	200,000
Legal Notices	500	400	500
Travel & Training	1,000	-	1,000
Other Expenditures	-	-	-
Office Supplies	1,000	-	1,000
Supplies	300	-	300
Land	200,000	39,000	-
Bond Principal - Lincoln Pool	175,000	175,000	180,000
Bond Interest	20,863	19,769	17,065
Husker Harvest Days Payment Year 1			200,000
Façade Improvement	350,000		200,000
Building Improvement	554,732	537,000	926,000
Other Projects	150,000	-	25,000
Bond Principal-TIF's	1,859,558	1,500,000	3,149,000
Bond Interest-TIF's	23,316	23,316	
Interest Expense	-	-	-
TOTAL EXPENSES	3,641,719	2,530,260	5,003,315
INCREASE(DECREASE) IN CASH	(892,381)	(186,251)	(624,015)
ENDING CASH	200,599	675,752	51,737

Fee Schedule for 2019			
	2017	2018	2019
Administration			
Board of Adjustment Prior to Construction	200.00	200.00	200.00
Board of Adjustment After Construction/No Building Perm	350.00	350.00	350.00
Board of Adjustment After Construction/Not Conform	500.00	500.00	500.00
Conditional Use Permi	1000.00	1000.00	1000.00
Election Filing Fees - City Council	1% of salary	1% of salary	1% of salary
Election Filing Fees - Mayo	1% of salary	1% of salary	1% of salary
Haulers Permit (annual) Garbage	225.00	225.00	225.00
Haulers Permit (annual) Refuse	75.00	75.00	75.00
Pawnbroker License (annual)	100.00	100.00	100.00
Pawnbroker Occupational Tax (annual)	100.00	100.00	100.00
Blight Study Adoptior	1100.00	1100.00	1100.00
Redevelopment Plan Adoptio	1100.00	1100.00	1100.00
Redevelopment Plan Amendmer	1100.00	1100.00	1100.00
Register of Deeds Filing fee	10.00 first page 6.00 each add'l page	10.00 first page 6.00 each add'l page	10.00 first page 6.00 each add'l page
Liquor Licenses - Occupational Tax (annual)			
Class A Retail beer, on sale	200.00	200.00	200.00
Class B Retail beer, off sale	200.00	200.00	200.00
Class C Retail liquor, on/off sale	600.00	600.00	600.00
Class D Retail liquor/beer, off sale	400.00	400.00	400.00
Class I Retail liquor, on sale	500.00	500.00	500.00
Class L Brew Pub	500.00	500.00	500.00
Class Z Micro Distiller LB-549	500.00	500.00	500.00
Catering Fee		200.00	200.00
Liquor License - School Fees (annual)			
Class A Retail beer, on sale	100.00	100.00	100.00
Class B Retail beer, off sale	100.00	100.00	100.00
Class C Retail liquor, on/off sale	300.00	300.00	300.00
Class D Retail Liquor, Off sale	200.00	200.00	200.00
Class I Retail Liquor, on sale	250.00	250.00	250.00
Advertising Fee	10.00	10.00	10.00
Special Designated Liquor License	80.00	80.00	80.00
Natural Gas Company Rate Filing Fee	500.00	500.00	500.00
Certified copy	1.50	1.50	1.50
ANIMAL CONTROL SERVICES			
Pet License Fee - Un-neutered/un-spayed (if licensed by January 31)	41.00	41.00	41.00
Pet License Fee - Neutered/Spayed (if licensed by January 31)	16.00	16.00	16.00
Licensed After January 31		add \$10.00 to above fees	add \$10.00 to above fees
**\$5.00 per license retained by registered veterinarian making sale			
Pet License Replacement Fee	5.00	5.00	5.00
Legal Proceeding holding fee	20.00+tax per day	20.00+tax per day	20.00+tax per day
Deemed "Potentially Dangerous" fee	100.00	100.00	100.00
BUILDING DEPARTMENT			
Building Permit Fee, Electrical Permit Fee, Gas Permit Fee, Plumbing Permit Fee, Sign Permit Fee: Based on Valuation			
Estimated Valuations			
1.00 - 1,600.00	35.00	35.00	35.00
1,601.00 - 1,700.00	37.00	37.00	37.00
1,701.00 - 1,800.00	39.00	39.00	39.00
1,801.00 - 1,900.00	41.00	41.00	41.00
1,901.00 - 2,000.00	43.00	43.00	43.00
2,001 - 25,000 For each additional 1,000 or fraction, to and including 25,000	43.00 plus 7.40	43.00 plus 7.40	43.00 plus 7.40
25,001 - 50,000 For each additional 1,000 or fraction, to and including 50,000	218.35 plus 5.15	218.35 plus 5.15	218.35 plus 5.15

Fee Schedule for 2019			
	2017	2018	2019
50,001 - 100,000 For each additional 1,000 or fraction, to and including 100,000	345.80 plus 3.85	345.80 plus 3.85	345.80 plus 3.85
100,001 and up For each additional 1,000 or fraction	537.80 plus 3.35	537.80 plus 3.35	537.80 plus 3.35
Plan Review Fee, Commercial (percentage of building permit fee)	50%	50%	50%
Plan Review Fee, Residential (percentage of building permit fee)	10%	10%	10%
Inspections outside of normal business hours	75.00	75.00	75.00
Reinspection Fee'	50.00	50.00	50.00
Inspection for which no fee is specifically indicated	50.00	50.00	50.00
Additional plan review required by changes, additions or revisions to approve plans (minimum charge, one hour)	100.00	100.00	100.00
*Or the hourly cost to the jurisdiction, whichever is greater. The cost shall include supervision, overhead, equipment, hourly wages and fringe benefits of all the employees involved			
Contractor Registration - New and Renewal for Electrical, Mechanical, Plumbing, Sign, Soft Water, Mover and Wrecking	100.00	100.00	100.00
New Contractor Set up fee	100.00	100.00	100.00
Registration card - Electrical, Mechanical, Plumbing: Master or Journeyman	20.00	20.00	20.00
License: Mechanical, Plumbing, Soft Water - Master	50.00	50.00	50.00
License: Mechanical, Plumbing, Soft Water - Journeyman	25.00	25.00	25.00
License: Mechanical, Plumbing, Soft Water - Apprentice	0.00	0.00	0.00
Board of Appeals application: Building, Electrical, Mechanical, Plumbing	50.00	50.00	50.00
Board of Appeals - Review of Decision/Test Fees: Building, Electrical, Mechanical, Plumbing	50.00	50.00	50.00
Investigation Fee	50.00 or cost of permit	50.00 or cost of permit	50.00 or cost of permit

Fee Schedule for 2019			
	2017	2018	2019
Mobile Home Park Registration (annua			
Park with Facilities for 2 - 3 Mobile Home:	100.00	100.00	100.00
Park with Facilities for 4 - 15 Mobile Home:	125.00	125.00	125.00
Park with Facilities for 16 - 25 Mobile Home:	150.00	150.00	150.00
Park with Facilities for 26 - 50 Mobile Home:	175.00	175.00	175.00
Park with Facilities for 51 - 100 Mobile Home:	225.00	225.00	225.00
Park with Facilities for over 100 Mobile Home	250.00	250.00	250.00
Mobile Sign Permit Fee for Special Ever	100.00	100.00	100.00
Mobile Sign Permit Fee for 45 day:	150.00	150.00	150.00
Temporary Buildings:	100.00	100.00	100.00
Water Well Registration (Groundwater Control Area Only	50.00	50.00	50.00
License Agreement	SEE PUBLIC	SEE PUBLIC	SEE PUBLIC
Denial of application for license agreeme	WORKS	WORKS	WORKS
EMERGENCY MANAGEMENT			
Alarm Registration Fee (yearly	110.00	110.00	110.00
Digital Alarm Monitoring Fee (yearly-registration fee include	275.00	275.00	275.00
False Alarms (each)	115.00	115.00	115.00
Audio Tapes (per tape, includes search costs	28.00	28.00	28.00
Video Alarm Monito	1750.00	1750.00	1750.00
Emergency Medical Dispatch Protocol included in billin	36.00	36.00	36.00
Alarm Activity Report Fee	10.00	10.00	10.00
FINANCE DEPARTMENT FEES			
Returned Check Charge (All City Departments)	50.00	50.00	50.00
FIRE DEPARTMENT FEES			
Gas leak calls that originate from Northwestern Energy which are found not to be an interior leak and with no threat to life or proper	165.00	190.00/hr	190.00/hr
Heavy rescue response (extrication		250.00/hr	250.00/hr
Collision Response Fee (engine company)		500.00/hr	500.00/hr
False Alarm fee for commercial alarm systems of more than three in 12 consecutive months	165.00	165.00	165.00
Site inspection and fee for open burn	100.00	200.00	200.00
Special display fireworks permit fee	100.00	200.00	200.00
Pyrotechnics fee	200.00	200.00	200.00
Environmental site assessment fee	25.00	25.00	25.00
Inspection callback fee for code violation requiring three or more visi	50.00	50.00	50.00
Nuisance Engine company run fee	100.00	190.00	190.00
Copy of Fire Repor	10.00	10.00	10.00
Open Burning Permits	10.00	10.00	10.00
Underground tank installation and/or closure fee per tan	75.00	75.00	75.00
Underground tank inspection (once every 3 years		200.00	200.00

Fee Schedule for 2019			
	2017	2018	2019
Education Fees			
Fire Extinguisher Class	50.00 minimum (up to 5 students) + 10.00 for each additional student	50.00 minimum (up to 5 students) + 10.00 for each additional student	50.00 minimum (up to 5 students) + 10.00 for each additional student
CPR BLS Health Care Provider New (per 6 people, books not included) Books are 12.00 each	184.00	184.00	184.00
CPR Class Recertification (per 6 people, books are not included) Books are 12.00 each	134.00	134.00	134.00
HeartSaver AED (per 6 people, books not included) Books are 12.00 each	151.00	151.00	151.00
CPR for family/friends: All ages (per 6 people, books not included) Books are 7.50/5 books	84.00	84.00	84.00
HeartSaver CPR, AED and First Aid (per 6 people, books not included) Books are 13.95 each	284.00	284.00	284.00
Temporary Structures			
Tents over 200 sq ft	50.00	100.00	100.00
Canopies over 400 sq ft	50.00	100.00	100.00
Child Care Inspection'			
Consultation	N/A	50.00	50.00
0-8 people	N/A	40.00	40.00
0-12 people	50.00	50.00	50.00
13 + people	100.00	75.00	75.00
Fire Department Patch Request Fee	5.00	5.00	5.00
Fire Safety Inspection Fees			
Major Event Life Safety Inspection Fee	100.00 per event	100.00 per event	100.00 per event
State Fair Inspection Fee	1000.00/yr	1500.00/yr	1500.00/yr
Hall County Fair Inspection Fee	250.00/yr	250.00/yr	250.00/yr
Occupancy Use Permit Fee (once every three years)		Refer to fire dept graduated scale	Refer to fire dept graduated scale
Liquor Inspection (each)'			
Consumption	100.00	100.00	100.00
Non-consumption	50.00	50.00	50.00
Hospital, Nursing Home, Health Care (each inspection)			
50 beds or less*		50.00	50.00
51-100 beds*	100.00	100.00	100.00
101 or more beds*	150.00	150.00	150.00
Foster Care Homes'	50.00	40.00	40.00
Building Department Fee Blue Print Review, Commercial Fire Safety (each review)	25%	50%	50%
For duplicate building plans submitted within one (1) year of the review of the original plans	20%	20%	20%
Alarm System Review	75.00	100.00	100.00
Sprinkler System Review	\$50.00/Riser +25.00/design area	\$100.00/Riser +50.00/design area	\$100.00/Riser +50.00/design area
Hood System Review	50.00	100.00	100.00
Suppression System (other)	50.00	100.00	100.00
Fireworks Permit	550.00	550.00	550.00
*Fees regulated by State of Nebraska			

Fee Schedule for 2019			
	2017	2018	2019
Standby Fees			
Fire Engine//Rescue Company (3 employees + truck)	190.00/hr 2 hour minimum	195.00/hr 2 hour minimum	195.00/hr 2 hour minimum
Fire Safety Standby	75.00/hr	75.00/hr	75.00/hr
Provide emergency services at planned event without Ambulance	75.00 per hour 2 hour minimum	75.00 per hour 2 hour minimum	75.00 per hour 2 hour minimum
Ambulance (2 employees + ambulance)	125.00 per hour 2 hour minimum	125.00 per hour 2 hour minimum	125.00 per hour 2 hour minimum
AMBULANCE DIVISION			
Per call BLS (Basic Life Support) for non-emergency transportation, one way, 14.00 per mile	462.00	504.00	504.00
Per call for BLS emergency transportation, plus mileage, one way. 14.00 per mile	740.00	807.00	807.00
Per call for ALS (Advanced Life Support) Level 1 (ALS 1) non-emergency service, plus mileage. One way, 14.00 per mil	555.00	605.00	605.00
Per call for ALS Level 1 (ALS 1) emergency service, plus mileage, one way. 14.00 per mile	878.00	958.00	958.00
Per call for ALS Level 2 (ALS 2) Advanced care, emergency service, plus mileage, one way. 14.00 per mile	1271.00	1386.00	1386.00
Per call for ALS emergency service when patient is not transported but some service is rendered; (plus supplies	365.00	365.00	365.00
Additional Attendan	221.00	221.00	221.00
Specialty Care Transpor	803.00	N/A	N/A
Mileage Fee, per patient mil	14.00	17.00	17.00
Lift Assist call to Care Facility	85.00	85.00	85.00
Transportation for Flight Crew from Airport to Hospital and Back	300.00 Per Round Trip	300.00 Per Round Trip	300.00 Per Round Trip
Mayor and Council have established fees for certain medical supplie used for ambulance calls based on prices currently charged by Saint Francis Medical Center. The Fire Chief is authorized to adjust prices and add or delete products as necessary.			
PARAMEDIC SERVICE RATE\$			
Oxygen	53.00	53.00	53.00
O.B. Kits	17.00	17.00	17.00
Splints (air and/or hare traction	22.00	22.00	22.00
Spinal Immobilization	86.00	86.00	86.00
Advanced Airway	131.00	131.00	131.00
IV1 (if single IV is started)	51.00	51.00	51.00
IV2 (multiple IV's started)	86.00	86.00	86.00
Bandages	12.00	12.00	12.00
Combo Pac	46.00	46.00	46.00
Resq Pod	100.00	N/A	N/A
Bone drill	110.00	110.00	110.00
Suction	12.00	12.00	12.00
LIBRARY			
Overdue charge on Library Materials (per item per day)	.15 Juvenile .30 Adult	.15 Juvenile .30 Adult	.15 Juvenile .30 Adult
Interlibrary loan per item (plus postage	2.00	2.00	2.00
Photocopy/Computer Print (mono, 8 1/2"x11" or 14"	0.10	0.10	0.10
Photocopy/Computer Print (mono, 11"x17"	0.25	0.25	0.25
Photocopy/Computer Print (color, 8 1/2"x11"	0.75	0.75	0.75
Photocopy/Computer Print (color, 8 1/2"x14"	1.00	1.00	1.00
Photocopy/Computer Print (color, 11"x17"	1.50	1.50	1.50
Microform Reader-printer copy	0.50	0.50	0.50
Replacement Fee for Lost ID Card	1.00/card	1.00/card	1.00/card
Processing Fee for Lost Material	Replacement Cos	Replacement Cos	Replacement Cos

Fee Schedule for 2019			
	2017	2018	2019
FAX Services			
Outgoing - Staff assisted - U.S. only	1st page 3.00	1st page 3.00	1st page 3.00
	additional pages 1.50	additional pages 1.50	additional pages 1.50
Incoming - Staff assisted	1st page 2.00	1st page 2.00	1st page 2.00
	additional pages 1.00	additional pages 1.00	additional pages 1.00
Outgoing - Self service (Credit/Debit) - U.S	1st page 1.75	1st page 1.75	1st page 1.75
	additional pages 1.00	additional pages 1.00	additional pages 1.00
Outgoing - Self service (Credit/Debit) - International	1st page 3.95	1st page 3.95	1st page 3.95
	additional pages 3.45	additional pages 3.45	additional pages 3.45
Non-Resident Annual Card Fee	40.00	40.00	40.00
Non Resident 3 Month Card Fee	10.00	10.00	10.00
Purchase of computer disk	1.00/disk	N/A	N/A
Purchase of computer thumb drive	10.00	5.00	5.00
Purchase of computer head phone:	1.00	1.00	1.00
PARKS AND RECREATION DEPARTMENT			
CEMETERY DIVISION			
Open/Close Grave (per burial) **oversize vault - add \$150.00**			
Urn Vault over 16" x 16" - Add \$50.00			
Adult	700.00	750.00	750.00
Child	300.00	310.00	310.00
Ashes	250.00	260.00	260.00
Columbarium	200.00	205.00	205.00
Saturday Open/Close (per burial)			
Adult	800.00	850.00	850.00
Child	340.00	350.00	350.00
Ashes	285.00	300.00	300.00
Columbarium	230.00	235.00	235.00
Burial Space			
One	700.00	750.00	750.00
Two	1400.00	1500.00	1500.00
One-Half Lot (4 or 5 spaces)	2800.00	3000.00	3000.00
Full Lot (8 or 10 spaces)	5600.00	6000.00	6000.00
Babylanc	150.00	155.00	155.00
Cremation Space - Section	300.00	350.00	350.00
Transfer Deed (each new deed)	50.00	50.00	50.00
Columbarium 12x12 Niche - Single	600.00	625.00	625.00
Columbarium 12x12 Niche - Double	800.00	825.00	825.00
Burial Space w/flat markers in Section J			
One	600.00	625.00	625.00
Two	1200.00	1250.00	1250.00
One-half lot (4-5 spaces)	2400.00	2500.00	2500.00
Full lot (8-10 spaces)	4800.00	5000.00	5000.00
Cremation Space	300.00	325.00	325.00
Headstone Flagging Fee	25.00	35.00	35.00

Fee Schedule for 2019			
	2017	2018	2019
RECREATION DIVISION			
The Parks and Recreation Director shall establish fees for miscellaneous merchandise sales, tournament and league play and special events and promotions			
Sports Leagues/Tournaments - Per Team	\$100.00 - 550.00 per session	\$100.00 - 650.00 per session	\$100.00 - 650.00 per session
Playground & miscellaneous Programs & camp	0-100.00	0-100.00	0-100.00
Kinder camp & Playground Pals	10.00 per participant	10.00 per participant	10.00 per participant
Authorized Provider Red Cross Course:	\$25 - \$200	\$25 - \$200	\$25 - \$200
Picnic Shelter (1/2 day)	25.00	25.00	30.00
Picnic Shelter (all day)	50.00	50.00	60.00
Stolley Park Kitchen (1/2 day)	25.00	25.00	30.00
Stolley Park Kitchen (all day)	50.00	50.00	60.00
Athletic Field Rental (per field)	50.00	50.00	50.00
Athletic Field Preparation (1 time) per field	50.00	50.00	50.00
Athletic Field Preparation Additional services per field	25.00-200.00	25.00-200.00	25.00-200.00
Youth league per field per day	30.00	30.00	15.00
Adult/Select team league per field per day	50.00	50.00	35.00
Online reservation practice time per field	10.00/hour	10.00/hour	10.00/hour
Soccer Recreational League Field Setup Fee per field			90.00
Soccer Select and Adult League Field Setup Fee per field			150.00
AQUATICS			
The Parks and Recreation Director shall establish fees for miscellaneous merchandise sales, tournament and league play and special events and promotions			
Lincoln Pool			
Daily Fees - ages 4 & under w/paying adult	Free	Free	Free
Daily Fees - ages 5 to 15	3.00	3.00	3.00
Daily Fees - ages 16 to 54	4.00	4.00	4.00
Daily Fees - ages 55 & Over	3.00	3.00	3.00
Lincoln Swimming Lessons per person/per session	30.00	30.00	30.00
Season Passes			
Ages 4 and under	Free	Free	Free
Youth ages 5-15	40.00	40.00	40.00
Adult ages 16-54	50.00	50.00	50.00
Senior age 55+	40.00	40.00	40.00
Single parent family	90.00	90.00	90.00
Family	115.00	115.00	115.00
Private Pool Rental	150.00 per hour	150.00 per hour	150.00 per hour

Fee Schedule for 2019			
	2017	2018	2019
WATER PARK			
Locker/Life Jacket Rental	2.00/daily 3.00 deposit or driver's license	2.00/daily 3.00 deposit or driver's license	2.00/daily 3.00 deposit or driver's license
Inner Tube Rental - Single	3.00/daily 1.00 deposit	3.00/daily 1.00 deposit	3.00/daily 1.00 deposit
Inner Tube Rental - Double	4.00/daily 1.00 deposit	4.00/daily 1.00 deposit	4.00/daily 1.00 deposit
Daily Fees			
Children age 4 & under w/paying adu	Free	Free	Free
Children ages 5 to 15	7.00	7.00	7.00
Adults ages 16 to 54	8.00	8.00	8.00
Adults age 55 and ove	7.00	7.00	7.00
Family One Day Pass (Family includes two adults and up to four children)	24.00	24.00	24.00
Season Passes			
Children ages 5 to 15	75.00	75.00	75.00
Adults ages 16 to 54	85.00	85.00	85.00
Adults age 55 and ove	75.00	75.00	75.00
Husband or Wife and Family	160.00	160.00	160.00
Family	190.00	190.00	190.00
Replace Season Pas:	5.00	5.00	5.00
Gold Season Passes			
Children ages 5 - 15	95.00	95.00	95.00
Adults age 16 to 54	105.00	105.00	105.00
Adults age 55 and ove	95.00	95.00	95.00
Husband or Wife and Family	200.00	200.00	200.00
Family	235.00	235.00	235.00
Group Fees - Age Group			
10-29 people 5 to 15	6.75	6.75	6.75
10-29 people 16 to 54	7.75	7.75	7.75
10-29 people 55 and ove	6.75	6.75	6.75
30-59 people 5 to 15	6.50	6.50	6.50
30-59 people 16 to 54	7.50	7.50	7.50
30-59 people 55 and ove	6.50	6.50	6.50
60+ people 5 to 15	6.25	6.25	6.25
60+ people 16 to 54	7.25	7.25	7.25
60+ people 55 and ove	6.25	6.25	6.25
Consignment Program - Island Oasis			
Age 5-15	5.50	5.50	5.50
Age 16-55	6.50	6.50	6.50
55 - Over	5.50	5.50	5.50
Family	22.00	22.00	22.00
Pool Rental	475.00/1 hr includes use of inner tubes	475.00/1 hr includes use of inner tubes	475.00/1 hr includes use of inner tubes
All day facility rental 12:00 - 9:00 pn	15000.00	15000.00	15000.00
Swimming Lessons	30.00 per session	30.00 per session	30.00 per session
Souvenir Stand items	1.00-20.00	1.00-20.00	1.00-20.00
Concession Stand Items	.50-15.00	.50-15.00	.50-15.00

Fee Schedule for 2019			
	2017	2018	2019
GOLF COURSE			
The Parks and Recreation Director shall establish fees for miscellaneous merchandise sales, tournament and league play and special events and promotions.			
Weekday Golfing			
9 holes - Seniors 55 and older	13.50	14.00	14.00
18 holes - Seniors 55 and older	19.75	20.50	20.50
9 holes	15.50	16.00	16.00
Additional 9 holes	6.25	6.50	6.50
18 holes	21.75	22.50	22.50
Junior Golf-9 holes	10.50	11.00	11.00
Junior Golf-18 holes	16.75	17.50	17.50
9 holes weekend/holiday:	17.75	18.50	18.50
18 holes weekend/holiday:	24.00	25.00	25.00
Ages 15 and under w/ a paying adult	2.80	2.80	2.80
9 Hole Twilight Rate w/ car		15.00	15.00
Passes (annual) Purchased from December 1 through January 31			
Adult Seven Day	510.00	530.00	530.00
Additional Family Member	224.00	233.00	233.00
Family Pass	733.00	762.00	762.00
Adult Five Day Pass (Mon-Fri only)	385.00	400.00	400.00
Junior/Student 7 day pass includes full time college student	161.00	192.00	192.00
Senior 7 Pass day (55 & older)	296.00	333.00	333.00
Passes (annual) Purchased from February 1 through June 30			
Adult Seven Day	567.00	590.00	590.00
Additional Family Member	250.00	260.00	260.00
Family Pass	816.00	849.00	849.00
Adult Five Day Pass (Mon-Fri only)	426.00	443.00	443.00
Junior/Student 7 day pass includes full time college student	177.00	209.00	209.00
Senior 7 day Pass (55 & older)	328.00	366.00	366.00
Golf Car Pass, per rider	495.00	515.00	515.00
Passes (annual) Purchased from July 1 through November 30			
Adult Seven Day	283.00	295.00	295.00
Additional Family Member	125.00	130.00	130.00
Family Pass	408.00	424.00	424.00
Adult Five Day Pass (Mon-Fri only)	213.00	222.00	222.00
Junior/Student 7 day pass includes full time college student	88.00	117.00	117.00
Senior 7 day Pass (55 & older)	163.00	195.00	195.00
Golf Car Pass, per rider		258.00	258.00
Capital Maintenance Fee (included in daily green fee)(collected from each player per round played by an individual possessing a season pass)	2.80	2.80	2.80
Cart Rental			
9 holes, per rider	10.50	11.00	11.00
18 holes, per rider	15.50	16.00	16.00
Golf Cart Punch Cards - 9 holes	130.00	135.00	135.00
Golf Cart Punch Cards - 18 holes	203.00	211.00	211.00
Ages 15 and under w/ a paying adult	No Cost	No Cost	No Cost
Group Fees/Discount Booklets			
25 - Rounds	442.00	460.00	460.00
50 - Rounds	832.00	865.00	865.00

Fee Schedule for 2019			
	2017	2018	2019
Green Fee Discounts for large groups			
25-49 people	5%	5%	5%
50-100 people	10%	10%	10%
Over 100 people	15%	15%	15%
HEARTLAND PUBLIC SHOOTING PARK			
The Parks & Recreation Director shall establish fees for miscellaneous merchandise sales, tournament and league play and special events and promotions.			
Archery (Adult) Practice range	5.00	7.50	7.50
Archery (Youth) Practice range	2.50	5.00	5.00
Archery (Adult) 3D Short Course	15.00	15.00	15.00
Archery (Adult) 3D Long Course		20.00	20.00
Archery (Youth) 3D Short Course	8.00	8.00	8.00
Archery (Youth) 3D Long Course		10.00	10.00
Archery Family Annual Pass	225.00	225.00	225.00
Archery Adult Annual Pass	130.00	130.00	130.00
Archery Youth Annual Pass	70.00	70.00	70.00
Archery Punch Card: 6 visits short course		75.00	75.00
Archery Punch Card: 6 visits long course		100.00	100.00
Adult Skeet/trap per round (25 targets/round)	6.50	6.75	6.75
Skeet/Trap - Youth Rate (age 18 & under)	5.00	5.25	5.25
Skeet/Trap Punch Card rate - 12 rounds @ 6.06/round	72.75	75.75	75.75
Adult Sporting Clays per round (50 targets/round)	18.50	19.00	19.00
Adult Sporting Clays per round (100 targets/round)	33.50	34.50	34.50
Sporting Clays - Punch Card rate - 6 rounds @ 16.67/round	100.00	103.00	103.00
Youth Sporting Clays per round (50 target/round)	13.50	14.00	14.00
Youth Sporting Clays per round (100 target/round)	27.00	28.00	28.00
Counters - Trap/Skeet (per target)	0.20	0.21	0.21
Counters - Sporting clays (per target)	0.30	0.31	0.31
Adults 5 Stand per round (25 targets/round)	7.25	7.50	7.50
Youth 5 Stand per round (25 targets/round)	5.25	5.50	5.50
Daily fee Rifle/Handgun Adult per hou	11.00	12.00	12.00
Daily fee Rifle/Handgun Adult per da		15.00	15.00
Daily fee Rifle/Handgun Youth per da	6.00	7.50	7.50
3D Archery Short Range Punch Card (6 days	51.00	75.00	75.00
3D Archery Long Range Punch Cards (6 days		100.00	100.00
Family Pass Rifle/Handgun (12 months	175.00	195.00	195.00
Rifle Range Rental w/o RSO (Law Enforcement per day)	100.00	105.00	105.00
Rifle Range Rental with RSO (Law Enforcement per day)	200.00	210.00	210.00
Rifle Range Rental w/o RSO (Business Rate per day)	500.00	525.00	525.00
Rifle Range Rental with RSO (Business Rate per day)	600.00	630.00	630.00
Golf Cart Rental per round (per rider	5.00	7.00	7.00
Golf Cart Rental per half da	25.00	25.00	25.00
Golf Cart Rental per day (4 rider limit	50.00	50.00	50.00
Range time for Instructors with staff 5 per student minimum charg	20.00	21.00	21.00
Range time for Instructors without staff per student with no minimurr	15.00	15.75	15.75
Classroom Rental (Shooting Sports Educational per da)	100.00	105.00	105.00
Classroom Rental (Business Rate per day	200.00	210.00	210.00
Classroom Rental with associated shooting ever	N/C	N/C	N/C
Camping with electricity/water (per night	30.00	35.00	35.00
Camping during events (per night		45.00	45.00
Camping for Youth no water/electricity (per night		5.00	5.00
Camping no water/electricity (per night	5.00	10.00	10.00
Off hours Law enforcement training (annual	1700.00	1785.00	1785.00
High School team practice (per target	0.14	0.15	0.15
HPSP reserves the right to adjust trap, skeet and sporting clay fee's in relation to clay target costs			

Fee Schedule for 2019			
	2017	2018	2019
Stolley Park Train			
Individual Rates			
Ages 4 2 and under w/paying adul	Free	Free	Free
Single rider (3 and over)	2.00	2.00	3.00
10 Ride Punch Card (savings of 2.50)	17.50	17.50	17.50
25 Ride Punch Card (savings of 12.50)	37.50	37.50	37.50
50 Ride Punch Card (savings of 37.50)	62.50	62.50	62.50
Unlimited rides	100.00/hour	100.00/hour	100.00/hour
Group Rates			
10 to 24 Riders	1.75 each	1.75 each	1.75 each
25 - 49 Riders	1.50 each	1.50 each	1.50 each
50 + Riders	1.25 each	1.25 each	1.25 each
Community Fieldhouse			
Admission & Rental Prices			
Drop In:			
Children under 2	Free	Free	Free
Children (2-4)	2.00	2.00	2.00
Youth (5-15) & Seniors (55 & older)	4.00	4.00	4.00
Adults (16-54)	6.00	6.00	6.00
Student Pass (Ages 16 and over w/student ID)	5.00	5.00	5.00
City League Families "Game Night" & Before 5 pm Mon - Fri			
Children under 2	Free	Free	Free
Children (2-4)	1.00	1.00	1.00
Youth (5-18) & Seniors (55 & older)	3.00	3.00	3.00
Student Pass (Ages 16 and over w/student ID)	4.00	4.00	4.00
Adults	5.00	5.00	5.00
(use of entire facility as long as area not previously reserved)			
Rental (Hourly)			
Full Turf Field (Primary hours)	110.00	110.00	110.00
Full Turf Field (Non primary hours)M-F 2:00 pm-5:00 pm Sat 8:00 - 12:00	80.00	82.00	82.00
Full Turf Field Tournament (6 hour minimum)	70.00/hr	72.00/hr	72.00/hr
Half Turf Field (Primary hours)	60.00	60.00	60.00
Half Turf Field Tournament (6 hour minimum)	35.00/hr	39.00/hr	39.00/hr
Half Turf Field (Non primary hours)M-F 2:00 pm-5:00 pm Sat 8:00-12:00	40.00	45.00	45.00
Basketball Court (Primary hours)	30.00	30.00	30.00
Basketball Court (Non primary hours)M-F 2:00 pm-5:00 pm Sat 8:00-12:00	20.00	22.00	22.00
Basketball Court Tournament (6 hour minimum)	15.00/hr	19.00/hr	19.00/hr
Volleyball Court (Primary hours)	20.00	20.00	20.00
Volleyball Court (Non primary hours)M-F 2:00 pm-5:00 pm Sat 8:00-12:00	15.00	15.00	15.00
Volleyball Court Tournament (6 hour minimum)	10.00/hr	13.00/hr	13.00/hr
Batting Cage Rental			
Hour	25.00	25.00	25.00
League Fees:			
Per Individual League:	15.00-120.00	15.00-120.00	15.00-120.00
Per Team League:	100.00-600.00	100.00-650.00	100.00-650.00
Small meeting room	15.00/hr	15.00/hr	15.00/hr
Kitchen/large room	30.00/hour	30.00/hour	30.00/hour
Birthday Party pkg	80.00-250.00	80.00-250.00	80.00-250.00
Bouncer rental for group of up to 20 (\$3.00 per additional child)	20.00/hour	20.00/hour	20.00/hour
Facility rental (before or after hours)	150.00/hour	150.00/hour	150.00/hour
Overnight Lock in Package	600.00	600.00	600.00
Clinics/camps/tournaments	10.00 - 600.00	10.00 - 600.00	10.00 - 600.00

Fee Schedule for 2019			
	2017	2018	2019
Season Passes for Fieldhouse (October thru April)			
Toddler Pass (ages 2-4)	46.00	46.00	46.00
Youth Pass (5-15)	70.00	70.00	70.00
Student Pass (Ages 16 and over w/student ID)	92.00	92.00	92.00
Adult Pass (16-54)	115.00	115.00	115.00
Senior (55+)	70.00	70.00	70.00
Season Passes for Fieldhouse (January thru April)			
Toddler Pass (ages 2-4)	29.00	29.00	29.00
Youth Pass (ages 5-15)	41.00	41.00	41.00
Student Pass (ages 16 and over w/student ID)	52.00	52.00	52.00
Adult Pass (ages 16-54)	64.00	64.00	64.00
Senior (55+)	41.00	41.00	41.00
10 Visit Punch Card			
Toddler (age 2-4) with a supervising adult		Free	Free
Youth (age 5-15)	35.00	35.00	35.00
Student (ages 16 and over w/student ID)	45.00	45.00	45.00
Adult (ages 16-54)	55.00	55.00	55.00
Senior (age 55+)	35.00	35.00	35.00
Planning			
Zoning			
Zoning Map Amendment: Grand Island	800.00	850.00	850.00
Ordinance Amendment	800.00	850.00	850.00
CD, RD, TD Rezoning, Grand Island	800.00	850.00	850.00
Subdivisions			
Preliminary Plat	400.00 plus 15.00/lot	400.00 plus 15.00/lot	400.00 plus 15.00/lot
Final Plat - Administrative Approval			
Grand Island	50.00	50.00	50.00
Final Plat			
Grand Island Jurisdiction	420.00 plus 10.00/lot	420.00 plus 10.00/lot	420.00 plus 10.00/lot
Vacation of Plat	250.00	250.00	250.00
Lots more than 10 acres			
Comprehensive Plat			
Map Amendment	800.00	850.00	850.00
Text Amendment	800.00	850.00	850.00
Publications			
Grand Island Street Directory	15.00	15.00	15.00
Comprehensive Plat			
Grand Island	85.00	85.00	85.00
Other Municipalities	60.00	60.00	60.00
Zoning Ordinances			
Grand Island	30.00	30.00	30.00
Other Municipalities	30.00	30.00	30.00
Subdivision regulation:			
Grand Island	20.00	30.00	30.00
Other Municipalities	20.00	30.00	30.00
Grand Island			
800 Scale Zoning Map Unassembled	125.00	125.00	125.00
Generalized Zoning Map	60.00	60.00	60.00
Future Land Use Map	60.00	60.00	60.00
Grand Island Street Map	15.00	15.00	15.00
Hall County			
Zoning Map Generalized	60.00	60.00	60.00
Zoning Map 2" = 1 mile	90.00	90.00	90.00
Road Map	15.00	15.00	15.00
Wood River, Cairo, Doniphan, Alderson			
Basemap	10.00	10.00	10.00
Zoning Map	60.00	60.00	60.00

Fee Schedule for 2019			
	2017	2018	2019
Other Maps			
School District Maps	60.00	60.00	60.00
Election District Maps	60.00	60.00	60.00
Fire District Maps	60.00	60.00	60.00
Custom Printed Maps	15.00/sq ft in	15.00/sq ft in	15.00/sq ft in
Electronic Publications:			
GIS Data CD	100.00	100.00	100.00
Aerial Photograph CD (MrSID Format)	100.00	100.00	100.00
Comprehensive Plans All Jurisdiction:	100.00	100.00	100.00
Zoning and Subdivision Regulations All Jurisdiction	50.00	50.00	50.00
Custom PDF Map	25.00/ 1/2 hr	25.00/ 1/2 hr	25.00/ 1/2 hr
Research & Documentation Fee	150.00/hr Minimum 2 hr	150.00/hr Minimum 2 hr	150.00/hr Minimum 2 hr
Flood Plain			
Letter of Map Interpretation	20.00	20.00	20.00
Review and Submission of LOMF	50.00	50.00	50.00
POLICE DEPARTMENT			
Copy of Public Record Reports/Walk in	2.00/1-5 pages, 1.00 each add'l 5 pages in 5 page increments	3.00/1-5 pages, 1.00 each add'l 5 pages in 5 page increments	3.00/1-5 pages, 1.00 each add'l 5 pages in 5 page increments
Copy of Public Record Reports/Mail or Fax	4.00/1-5 pages, 1.00 for each add'l 5 pages in 5 page increments	5.00/1-5 pages, 1.00 for each add'l 5 pages in 5 page increments	5.00/1-5 pages, 1.00 for each add'l 5 pages in 5 page increments
Copy of Complete Records Mail/Fax/Email		5.00/ 1-5 pages, 1.00 for each add'l 5 pages in 5 page increments	5.00/ 1-5 pages, 1.00 for each add'l 5 pages in 5 page increments
Firearms Permit	5.00	5.00	5.00
Towing Fee - Day	Actual Cost	Actual Cost	Actual Cost
Towing Fee - Night	Actual Cost	Actual Cost	Actual Cost
Impoundment Fee for TOWED Vehicle	30.00	30.00	30.00
Storage Fee for Impounded Vehicle (per day)	10.00	10.00	11.00
Alcohol Test for DUI (each time)	149.15	149.15	149.15
Solicitor's Permit (30 day permit)	25.00	25.00	25.00
Solicitor's Permit - Application Fee (Nonrefundable)	25.00	25.00	25.00
Street Vendor's Permit - Application Fee (Nonrefundable)	25.00	25.00	25.00
Street Vendor's Permit - 30 days	25.00	25.00	25.00
Street Vendor's Permit - 90 days	60.00	60.00	60.00
Street Vendor's Permit - 365 days	200.00	200.00	200.00
Traffic Control Request for House/Building Move within City Limits of Grand Island		Overtime Retail Rate for each Officer involved, 2 hr minimum	Overtime Retail Rate for each Officer involved, 2 hr minimum
Parking Ramp Permit Fees:			
Lower Level: "Reserved Monthly	25.00/month	25.00/month	25.00/month
Middle & Upper levels: "Reserved Monthly	15.00/month	15.00/month	15.00/month
Downtown Metered Parking	20.00 per 120 to 180 minutes	20.00 per 120 to 180 minutes	20.00 per 120 to 180 minutes
Additional 60 minutes or fraction thereof	20.00	20.00	20.00
Downtown Express Zone Parking	25.00 per 21 to 40 minutes	25.00 per 21 to 40 minutes	25.00 per 21 to 40 minutes
Additional 20 minutes or fraction thereof	25.00	25.00	25.00
Police Issued Parking Tickets (tickets issued away from downtown)	20.00	20.00	20.00
Vehicle Auction Bid Fee (per event)	10.00	10.00	10.00
Photographs/E-mail	10.00	10.00	10.00
Photographs/CD	15.00	15.00	15.00

Fee Schedule for 2019			
	2017	2018	2019
PUBLIC INFORMATION			
GITV DVD (per segment)	25.00	25.00	25.00
PUBLIC WORKS DEPARTMENT			
ENGINEERING			
Cut and/or Opening Permi	20.00	20.00	20.00
Sidewalk and/or Driveway permi	20.00	20.00	20.00
Sewer Tap Permit (Breakdown: PW 28.90, Building 56.10	85.00	85.00	85.00
GIS CD Aerial photos on CD or DVE	50.00	50.00	50.00
s.f. Paper Prints			
s.f. Mylar Sepia	2.25	2.25	2.25
Traffic Count Map	10.00	10.00	10.00
Aerial Photos - Individuals, businesses and consultants working for pro	3.50/sq. ft.	3.50/sq. ft.	3.50/sq. ft.
Aerial Photos - City Depts, Hall County Depts, other non-profit organizations	.50/sf	.50/sf	.50/sf
Directory Map	Planning sells	Planning sells	Planning sells
Quarter Section or any part thereof	5.00	5.00	5.00
Photo Mosaic (dependent upon number of sections) Minimum of two (2)	15.00	15.00	15.00
License Agreement Application (Non-refundable)	125.00	175.00	175.00
License Agreement Appea	75.00	100.00	100.00
Sanitary Sewer Engineering Plan Review		1% of project cost	1% of project cost
Storm Sewer Engineering Plan Review (if no paving in projec		1% of project cost	1% of project cost
Paving Engineering Plan Review	50.00 plus 0.07 per ft based on project length	0.15% of project cost	0.15% of project cost
Large copy prints (minimum \$3.00 charge	.50/sf	1.00/sf	1.00/sf
Application for vacation of Right-of-Way or Easement (Non-refundabl	125.00	175.00	175.00
Investigation Fee (per Section 30-28 of City Code	85.00	100.00	100.00
Late Charge (payment not received within 30 days		35.00	35.00
STREETS DIVISION			
Pavement cut (sawed), whether bituminous or concrete	5.50/lf + 30.00 callout	5.50/lf + 30.00 callout	5.50/lf + 30.00 callout
Curb section milling for driveways	9.00/lf + 40.00 callout & permits	9.00/lf + 40.00 callout & permits	9.00/lf + 40.00 callout & permits
Block party closure (waived for "National Night Out"		75.00	75.00
Public Event Closure- per day/even			75.00
Rolloff/Shipping Container Placement in Public Right-of-Wa			25.00 per week, or any part thereof
Storm Sewer Cleaninç	250.00/hr	250.00/hr	250.00/hr
WASTEWATER TREATMENT(as Approved by Ordinance			
Sewer Tap Permit (See engineering fees			
Unauthorized connections/re-connection	375.00	375.00	375.00
Sewer Service Charge per month	8.24	8.24	8.24
Monthly sewer bill for customers without metered water usag	19.84	30.00	30.00
Monthly sewer bill for commercial/industrial customers without metered			
City water (cost per 100 cubic feet of sewage flow	3.5200	3.5200	3.5200
TV Inspection of Sanitary Sewer (minimum \$100.00 charge	1.00/ft	1.25/ft	1.25/ft
TV Inspection of Sanitary Sewer Service Line (minimum 1 hou			
-Televising Equipmen	200.00/hr	200.00/hr	200.00/hr
-Sanitary Sewer Collection Crew (2 employees	80.00/hr	80.00/hr	80.00/hr
Sewer Cleaninç	250.00/hr	250.00/hr	250.00/hr
SEPTIC TANK CHARGES			
Charges for Septic Tank Sludge minimum fee	8.40	8.40	8.40
Charges for Septic Tank Sludge per 100 gallon	7.40	7.40	7.40
Charges for High Strength Septic Sludge per 1,000 gallon	420.00	420.00	420.00

Fee Schedule for 2019			
	2017	2018	2019
FLOW CHARGES (Changes effective 1-1-2012)			
Cost per 100 Cubic feet of Flow (customers discharging directly into City's Treatment Plant)	1.1800	1.1800	1.1800
Cost per 100 Cubic feet of Flow (customers using City's collection system)	3.5200	3.5200	3.5200
Cost per 100 Cubic feet of Flow (low strength customers using City's collection system)	2.4700	2.4700	2.4700
Non-resident wastewater customers shall be charged 120% of the above flow charges	120%	120%	120%
INDUSTRIAL WASTE SURCHARGE:			
BOD Charge \$/lb over 250 mg/l	0.3248	0.3248	0.3248
SS Charge \$/lb over 250 mg/l	0.2177	0.2177	0.2177
Oil & Grease \$/lb over 100 mg/l	0.1519	0.1519	0.1519
Total Kjeldahl Nitrogen (TKN) (\$/lb over 30 mg/l)	0.0395	0.0395	0.0395
Ammonia (over 30 mg/l)			
Nitrates (over 25 mg/l)	1.0299	1.0299	1.0299
BULK INDUSTRIAL WASTE DISCHARGE (per gallon) [negotiated]			
	0.062	0.062	0.062
SUMP PUMP WASTE DISPOSAL (per gallon)			
	0.19	0.19	0.19
LABORATORY ANALYSIS:			
BOD	36.96	40.00	40.00
CBOD	36.96	40.00	40.00
Chloride	12.32	15.00	15.00
Conductivity	9.24	9.24	9.24
Nitrogen, Ammoniac	11.09	12.00	12.00
Nitrogen, TKN	16.63	26.00	26.00
Oil and Grease	61.60	75.00	75.00
pH	6.16	10.00	10.00
Total Suspended Solid:	24.64	24.64	24.64
Alkalinity	12.32	12.32	12.32
Chlorine, Free	12.32	12.32	12.32
COD	55.44	55.44	55.44
Nitrogen, Nitrate	24.64	24.64	24.64
Phosphorus, Total	24.64	24.64	24.64
SAMPLE COLLECTION FEE			
	36.96	40.00	40.00

Fee Schedule for 2019			
	2017	2018	2019
LOW STRENGTH INDUSTRIAL SERVICE FOUR-PART CHARGES			
BOD Charge (\$/lb over 0 mg/l)	0.3248	0.3248	0.3248
SS Charge (\$/lb over 0 mg/l)	0.2177	0.2177	0.2177
Oil & Grease (\$/lb over 0 mg/l)	0.1519	0.1519	0.1519
Total Kjeldahl Nitrogen (TKN) (\$/lb over 30 mg/l)	0.0395	0.0395	0.0395
Nitrates (over 25 mg/l)	1.0299	1.0299	1.0299
EXCESSIVE POLLUTANT PENALTY			
If a person discharges amounts of permissible pollutants in excess of the amounts permitted in the discharge permit, a penalty of \$1,000.00 per day of violation shall be imposed and paid by the person discharging wastes in violation of the permit	1,000.00	1,000.00	1,000.00
HYDROGEN SULFIDE CHARGES			
STORM WATER (billed based on water accounts)			
Residential		1.00/month	1.00/month
Commercial		5.00/month	5.00/month
Industrial		10.00/month	10.00/month
SOLID WASTE			
Minimum Charge (Landfill) (up to 280 pounds)	5.00	5.00	5.00
Minimum Charge (Transfer Station) (up to 240 pounds)	5.00	5.00	5.00
Passenger tire	3.25/tire	3.25/tire	3.25/tire
Passenger tire on rim	13.25/tire	13.25/tire	13.25/tire
Truck tire	10.00/tire	10.00/tire	10.00/tire
Truck tire on rim	25.00/tire	25.00/tire	25.00/tire
Implement tire	25.00/tire	25.00/tire	25.00/tire
Implement tire on rim	50.00/tire	50.00/tire	50.00/tire
Special Waste (as designated by Superintendent) Fee set by Superintendent based on product received	Double the applicable rate	Double the applicable rate	Double the applicable rate
Drive Off Fees	25.00	25.00	25.00
Appliances	10.00	10.00	10.00
Special Events	Actual costs	Actual costs	Actual costs
LANDFILL SITE			
Asbestos, contaminated soils and other wastes requiring special handling may require Nebraska Department of Environmental Quality pre-approval and notification to landfill			
General Refuse, solid waste (Residential Packer Truck)	28.33/ton	29.46/ton	29.46/ton
General Refuse, solid waste and demolition material (Commercial/Rolloffs)	32.14/ton	33.43/ton	33.43/ton
Petroleum Contaminated Soil	15.45/ton	16.07/ton	16.07/ton
Street Sweepings	4.12/ton	4.29/ton	4.29/ton
Liquid waste	not accepted	not accepted	not accepted
Friable Asbestos	87.55/ton 1 ton minimum	91.05/ton 1 ton minimum	91.05/ton 1 ton minimum
Tails & by-products	35.43/ton	36.85/ton	36.85/ton
Automotive Fluid	20.60/ton	21.43/ton	21.43/ton
Late load fee	25.00/load	25.00/load	25.00/load
Set pricing for special projects with the approval of the Public Works Director and City Administrator			
TRANSFER STATION			
General Refuse, solid waste (Residential Packer Truck)	30.75/ton	31.98/ton	31.98/ton
General refuse, solid waste and demolition materials (Commercial/roll-off and small vehicles)	38.21/ton	39.74/ton	39.74/ton

Fee Schedule for 2019			
	2017	2018	2019
COMPOST SITE			
All materials received at the compost site shall be clean of trash and debris. Plastic bags shall be removed by the hauler			
Grand Island Primary Residential Dwellings - clean grass, leaves or other compostable yard and garden waste, tree limbs/branches	No Charge	No Charge	No Charge
Commercial Hauler Yard Waste - clean grass, leaves or other Compostable yard and garden waste	38.21/ton	39.74/ton	39.74/ton
Commercial Hauler - tree limbs/branches	38.21/ton	39.74/ton	39.74/ton
Compost	5.00/cy	10.00/cy	10.00/cy
Wood chips/mulch	1.50/cy	3.00/cy	3.00/cy
UTILITY SERVICE FEES			
Late Charge (charged after the due date of the current bill)	2.00/plus 1% unpaid over 5.00	2.00/plus 1% unpaid over 5.00	2.00/plus 1% unpaid over 5.00
Return Check Charge	50.00	50.00	50.00
Turn on Charge (electric and water for any reason)	50.00	50.00	50.00
After 4:30 pm on a business day Turn on Charge (non payment)			
Trip Fee – Disconnect personnel (Applicable when payment is made to stop disconnection when disconnect personnel are on-site)	50.00	50.00	50.00
Disconnect fee (electric and water for any reason)	50.00	50.00	50.00
Backflow Processing Fee	2.00/month	2.00/month	2.00/month
Temporary Commercial Electric Service	150.00	150.00	150.00
Service Charge (new connections, transfer service)	20.00	20.00	20.00
Fire Sprinkler System Connection Fee	127.50/yr	127.50/yr	127.50/yr
Temporary Water Meter on Fire Hydrant	100.00	100.00	100.00
Locate Stop Box	40.00	40.00	40.00
Pole Attachment Fee	6.00/yr	6.00/yr	6.00/yr
Bill and collect Sewer (monthly charge)	10450.00	10450.00	10450.00
Unauthorized connections/re-connections, meter tampering	375.00	375.00	375.00
Engineering Plan Review	1% Project Cost	1% Project Cost	1% Project Cost
Water Main Taps - 2" or less	125.00	125.00	125.00

**2018-2019
STATE OF NEBRASKA
CITY/VILLAGE BUDGET FORM**

City of Grand Island
TO THE COUNTY BOARD AND COUNTY CLERK OF
Hall County

This budget is for the Period October 1, 2018 through September 30, 2019

Upon Filing, The Entity Certifies the Information Submitted on this Form to be Correct:

The following **PERSONAL AND REAL PROPERTY TAX** is requested for the ensuing year:

\$	12,442,721.77	Property Taxes for Non-Bond Purposes
		Principal and Interest on Bonds
\$	12,442,721.77	Total Personal and Real Property Tax Required

Projected Outstanding Bonded Indebtedness as of October 1, 2018
(As of the Beginning of the Budget Year)

Principal	\$	-
Interest	\$	-
Total Bonded Indebtedness	\$	-

\$	3,125,035,627	Total Certified Valuation (All Counties) <i>(Certification of Valuation(s) from County Assessor MUST be attached)</i>
----	---------------	--

Report of Joint Public Agency & Interlocal Agreements

Was this Subdivision involved in any Interlocal Agreements or Joint Public Agencies for the reporting period of July 1, 2017 through June 30, 2018?

YES NO

If YES, Please submit Interlocal Agreement Report by September 20, 2018.

County Clerk's Use ONLY

Report of Trade Names, Corporate Names & Business Names

Did the Subdivision operate under a separate Trade Name, Corporate Name, or other Business Name during the period of July 1, 2017 through June 30, 2018?

YES NO

If YES, Please submit Trade Name Report by September 20, 2018.

APA Contact Information

Auditor of Public Accounts
State Capitol, Suite 2303
Lincoln, NE 68509

Telephone: (402) 471-2111 **FAX:** (402) 471-3301

Website: www.auditors.nebraska.gov

Questions - E-Mail: Deann.Haeffner@nebraska.gov

Submission Information

Budget Due by 9-20-2018

Submit budget to:

1. Auditor of Public Accounts -Electronically on Website or Mail
2. County Board (SEC. 13-508), C/O County Clerk

City of Grand Island in Hall County

Line No.	Beginning Balances, Receipts, & Transfers	Actual 2016 - 2017 (Column 1)	Actual/Estimated 2017 - 2018 (Column 2)	Adopted Budget 2018 - 2019 (Column 3)
1	Net Cash Balance	\$ 111,687,525.00	\$ 114,457,139.54	\$ 109,883,987.54
2	Investments			
3	County Treasurer's Balance	\$ 700,015.54	\$ 750,000.00	\$ 750,000.00
4	Beginning Balance Proprietary Function Funds (Only if Page 6 is Used)			\$ -
5	Subtotal of Beginning Balances (Lines 1 thru 4)	\$ 112,387,540.54	\$ 115,207,139.54	\$ 110,633,987.54
6	Personal and Real Property Taxes (Columns 1 and 2 - See Preparation Guidelines)	\$ 10,172,822.00	\$ 11,784,415.00	\$ 12,319,526.50
7	Federal Receipts			
8	State Receipts: Motor Vehicle Pro-Rate	\$ 1,069,613.00	\$ 954,722.00	\$ 951,522.00
9	State Receipts: MIRF			
10	State Receipts: Highway Allocation and Incentives	\$ 4,941,277.00	\$ 5,048,738.00	\$ 5,417,759.00
11	State Receipts: Motor Vehicle Fee	\$ 399,948.00	\$ 385,000.00	\$ 385,000.00
12	State Receipts: State Aid			
13	State Receipts: Municipal Equalization Aid	\$ 423,996.00	\$ 388,271.00	\$ 707,083.00
14	State Receipts: Other			
15	State Receipts: Property Tax Credit			
16	Local Receipts: Nameplate Capacity Tax			
17	Local Receipts: Motor Vehicle Tax	\$ 1,546,320.00	\$ 1,363,275.00	\$ 1,363,275.00
18	Local Receipts: Local Option Sales Tax	\$ 14,784,881.00	\$ 15,213,914.00	\$ 15,518,192.00
19	Local Receipts: In Lieu of Tax			
20	Local Receipts: Other	\$ 158,983,626.00	\$ 155,569,334.00	\$ 160,408,650.00
21	Transfers In of Surplus Fees			
22	Transfers In Other Than Surplus Fees			
23	Proprietary Function Funds (Only if Page 6 is Used)			\$ -
24	Total Resources Available (Lines 5 thru 23)	\$ 304,710,023.54	\$ 305,914,808.54	\$ 307,704,995.04
25	Total Disbursements & Transfers (Line 22, Pg 3, 4 & 5)	\$ 189,502,884.00	\$ 195,280,821.00	\$ 213,588,542.00
26	Balance Forward/Cash Reserve (Line 24 MINUS Line 25)	\$ 115,207,139.54	\$ 110,633,987.54	\$ 94,116,453.04
27	Cash Reserve Percentage			48%
PROPERTY TAX RECAP		Tax from Line 6		\$ 12,319,526.50
		County Treasurer's Commission at 1% of Line 6		\$ 123,195.27
		Total Property Tax Requirement		\$ 12,442,721.77

City of Grand Island in Hall County

To Assist the County For Levy Setting Purposes

The Cover Page identifies the Property Tax Request between Principal & Interest on Bonds and All Other Purposes. If your municipality needs more of a breakdown for levy setting purposes, complete the section below.

Property Tax Request by Fund:

	Property Tax Request
General Fund	\$ 12,442,721.77
Bond Fund	\$ -
_____ Fund	
_____ Fund	
Total Tax Request	** \$ 12,442,721.77

** This Amount should agree to the Total Personal and Real Property Tax Required on the Cover Page 1.

Cash Reserve Funds

Statute 13-503 says cash reserve means funds required for the period before revenue would become available for expenditure but shall not include funds held in any special reserve fund. If the cash reserve on Page 2 exceeds 50%, you can list below funds being held in a special reserve fund.

Special Reserve Fund Name	Amount
Total Special Reserve Funds	\$ -
Total Cash Reserve	\$ 94,116,453.04
Remaining Cash Reserve	\$ 94,116,453.04
Remaining Cash Reserve %	48%

Documentation of Transfers of Surplus Fees:

(Only complete if Transfers of Surplus Fees Were Budgeted)

Please explain where the monies will be transferred from, where the monies will be transferred to, and the reason for the transfer.

Transfer From:	Transfer To:
Amount: \$	

Reason:

Transfer From:	Transfer To:
Amount: \$	

Reason:

Transfer From:	Transfer To:
Amount: \$	

Reason:

City of Grand Island in Hall County

Line No.	2018-2019 ADOPTED BUDGET Disbursements & Transfers	Operating Expenses (A)	Capital Improvements (B)	Other Capital Outlay (C)	Debt Service (D)	Other (E)	TOTAL
1	Governmental:						
2	General Government	\$ 4,380,546.00				\$ 4,293,089.00	\$ 8,673,635.00
3	Public Safety - Police and Fire	\$ 18,062,465.00	\$ 200,000.00	\$ 433,000.00	\$ 215,336.00		\$ 18,910,801.00
4	Public Safety - Other	\$ 1,884,043.00		\$ 205,000.00			\$ 2,089,043.00
5	Public Works - Streets	\$ 10,664,496.00	\$ 15,000.00	\$ 653,989.00			\$ 11,333,485.00
6	Public Works - Other	\$ 1,270,293.00					\$ 1,270,293.00
7	Public Health and Social Services						\$ -
8	Culture and Recreation	\$ 6,529,852.00	\$ 35,000.00	\$ 634,000.00			\$ 7,198,852.00
9	Community Development						\$ -
10	Miscellaneous	\$ 45,567,838.00		\$ 90,000.00			\$ 45,657,838.00
11	Business-Type Activities:						
12	Airport						\$ -
13	Nursing Home						\$ -
14	Hospital						\$ -
15	Electric Utility	\$ 79,329,454.00	\$ 2,260,000.00	\$ 6,375,000.00	\$ 3,110,000.00		\$ 91,074,454.00
16	Solid Waste	\$ 2,281,246.00	\$ 360,000.00	\$ 944,000.00			\$ 3,585,246.00
17	Transportation						\$ -
18	Wastewater	\$ 11,899,360.00	\$ 3,720,000.00	\$ 300,000.00			\$ 15,919,360.00
19	Water	\$ 5,100,535.00	\$ 2,225,000.00	\$ 250,000.00	\$ 300,000.00		\$ 7,875,535.00
20	Other						\$ -
21	Proprietary Function Funds (Page 6)					\$ -	\$ -
22	Total Disbursements & Transfers (Lns 2 thru 21)	\$ 186,970,128.00	\$ 8,815,000.00	\$ 9,884,989.00	\$ 3,625,336.00	\$ 4,293,089.00	\$ 213,588,542.00

- (A) **Operating Expenses** should include Personal Services, Operating Expenses, Supplies and Materials, and Equipment Rental.
- (B) **Capital Improvements** should include acquisition of real property or acquisition, construction, or extension of any improvements on real property.
- (C) **Other Capital Outlay** should include other items to be inventoried (i.e. equipment, vehicles, etc.).
- (D) **Debt Service** should include Bond Principal and Interest Payments, Payments to Retirement Interest-Free Loans from NDA (Airports) and other debt payments.
- (E) **Other** should include Judgments, Transfers, Transfers of Surplus Fees, and Proprietary Function Funds if a separate budget is filed.

City of Grand Island in Hall County

Line No.	2017-2018 ACTUAL/ESTIMATED Disbursements & Transfers	Operating Expenses (A)	Capital Improvements (B)	Other Capital Outlay (C)	Debt Service (D)	Other (E)	TOTAL
1	Governmental:						
2	General Government	\$ 3,983,730.00				\$ 2,346,243.00	\$ 6,329,973.00
3	Public Safety - Police and Fire	\$ 18,666,415.00	\$ 44,000.00	\$ 458,545.00	\$ 220,824.00		\$ 19,389,784.00
4	Public Safety - Other	\$ 1,999,206.00		\$ 96,696.00			\$ 2,095,902.00
5	Public Works - Streets	\$ 9,001,370.00		\$ 207,500.00			\$ 9,208,870.00
6	Public Works - Other	\$ 1,178,824.00					\$ 1,178,824.00
7	Public Health and Social Services						\$ -
8	Culture and Recreation	\$ 7,239,311.00					\$ 7,239,311.00
9	Community Development						\$ -
10	Miscellaneous	\$ 32,756,167.00		\$ 23,000.00			\$ 32,779,167.00
11	Business-Type Activities:						
12	Airport						\$ -
13	Nursing Home						\$ -
14	Hospital						\$ -
15	Electric Utility	\$ 75,107,162.00	\$ 3,855,000.00	\$ 2,290,000.00	\$ 3,035,000.00		\$ 84,287,162.00
16	Solid Waste	\$ 2,115,459.00	\$ 3,545,000.00	\$ 405,200.00			\$ 6,065,659.00
17	Transportation						\$ -
18	Wastewater	\$ 10,155,480.00	\$ 5,924,949.00	\$ 415,000.00			\$ 16,495,429.00
19	Water	\$ 4,902,990.00	\$ 4,795,000.00	\$ 150,000.00	\$ 295,000.00		\$ 10,142,990.00
20	Other					\$ 67,750.00	\$ 67,750.00
21	Proprietary Function Funds						\$ -
22	Total Disbursements & Transfers (Ln 2 thru 21)	\$ 167,106,114.00	\$ 18,163,949.00	\$ 4,045,941.00	\$ 3,550,824.00	\$ 2,413,993.00	\$ 195,280,821.00

- (A) **Operating Expenses** should include Personal Services, Operating Expenses, Supplies and Materials, and Equipment Rental.
- (B) **Capital Improvements** should include acquisition of real property or acquisition, construction, or extension of any improvements on real property.
- (C) **Other Capital Outlay** should include other items to be inventoried (i.e. equipment, vehicles, etc.).
- (D) **Debt Service** should include Bond Principal and Interest Payments, Payments to Retirement Interest-Free Loans from NDA (Airports) and other debt payments.
- (E) **Other** should include Judgments, Transfers, Transfers of Surplus Fees, and Proprietary Function Funds if a separate budget is filed.

City of Grand Island in Hall County

Line No.	2016-2017 ACTUAL Disbursements & Transfers	Operating Expenses (A)	Capital Improvements (B)	Other Capital Outlay (C)	Debt Service (D)	Other (E)	TOTAL
1	Governmental:						
2	General Government	\$ 3,905,488.00				\$ 7,646,183.00	\$ 11,551,671.00
3	Public Safety - Police and Fire	\$ 18,036,171.00	\$ 637,372.00	\$ 1,370,383.00	\$ 13,429.00		\$ 20,057,355.00
4	Public Safety - Other	\$ 2,206,781.00		\$ 86,596.00			\$ 2,293,377.00
5	Public Works - Streets	\$ 11,071,688.00		\$ 506,629.00			\$ 11,578,317.00
6	Public Works - Other	\$ 1,037,504.00					\$ 1,037,504.00
7	Public Health and Social Services						\$ -
8	Culture and Recreation	\$ 6,278,150.00					\$ 6,278,150.00
9	Community Development						\$ -
10	Miscellaneous	\$ 23,579,406.00		\$ 60,895.00			\$ 23,640,301.00
11	Business-Type Activities:						
12	Airport						\$ -
13	Nursing Home						\$ -
14	Hospital						\$ -
15	Electric Utility	\$ 72,970,589.00	\$ 4,373,961.00	\$ 3,022,755.00	\$ 2,975,000.00	\$ 675,217.00	\$ 84,017,522.00
16	Solid Waste	\$ 1,882,013.00	\$ 206,807.00	\$ 831,467.00			\$ 2,920,287.00
17	Transportation						\$ -
18	Wastewater	\$ 8,798,165.00	\$ 5,941,228.00	\$ 533,296.00			\$ 15,272,689.00
19	Water	\$ 6,058,805.00	\$ 968,938.00	\$ 155,000.00	\$ 2,825,000.00	\$ 78,886.00	\$ 10,086,629.00
20	Other	\$ 769,082.00	\$ -	\$ -	\$ -	\$ -	\$ 769,082.00
21	Proprietary Function Funds						\$ -
22	Total Disbursements & Transfers (Ln 2 thru 21)	\$ 156,593,842.00	\$ 12,128,306.00	\$ 6,567,021.00	\$ 5,813,429.00	\$ 8,400,286.00	\$ 189,502,884.00

- (A) **Operating Expenses** should include Personal Services, Operating Expenses, Supplies and Materials, and Equipment Rental.
- (B) **Capital Improvements** should include acquisition of real property or acquisition, construction, or extension of any improvements on real property.
- (C) **Other Capital Outlay** should include other items to be inventoried (i.e. equipment, vehicles, etc.).
- (D) **Debt Service** should include Bond Principal and Interest Payments, Payments to Retirement Interest-Free Loans from NDA (Airports) and other debt payments.
- (E) **Other** should include Judgments, Transfers, Transfers of Surplus Fees, and Proprietary Function Funds if a separate budget is filed.

CORRESPONDENCE INFORMATION

ENTITY OFFICIAL ADDRESS

If no official address, please provide address where correspondence should be sent

NAME	City of Grand Island
ADDRESS	100 East 1st Street
CITY & ZIP CODE	Grand Island 68802
TELEPHONE	308-385-5444
WEBSITE	www.grand-island.com

	BOARD CHAIRPERSON	CLERK/TREASURER/SUPERINTENDENT/OTHER	PREPARER
NAME	Jeremy Jensen	Marlan Ferguson	Patrick Brown
TITLE /FIRM NAME	Mayor	City Administrator	Finance Director / Treasurer
TELEPHONE	308-385-5444	308-385-5444	308-385-5444
EMAIL ADDRESS	MayorJensen@grand-island.com	marlanf@grand-island.com	patrickb@grand-island.com

For Questions on this form, who should we contact (please one): Contact will be via email if supplied.

- Board Chairperson
- Clerk / Treasurer / Superintendent / Other
- Preparer

City of Grand Island in Hall County

2018-2019 LID SUPPORTING SCHEDULE

Calculation of Restricted Funds

Total Personal and Real Property Tax Requirements	(1)	\$	12,442,721.77
Motor Vehicle Pro-Rate	(2)	\$	951,522.00
In-Lieu of Tax Payments	(3)	\$	-
Prior Year Budgeted Capital Improvements that were excluded from Restricted Funds.			
Prior Year Capital Improvements Excluded from Restricted Funds (From 2017-2018 Lid Support, Line (17))		\$	8,209,347.00
LESS: Amount Spent During 2017-2018	(4)	\$	6,109,236.00
LESS: Amount Expected to be Spent in Future Budget Years	(5)	\$	2,100,111.00
Amount to be included as Restricted Funds (Cannot Be A Negative Number)	(6)	\$	-
Motor Vehicle Tax	(7)	\$	1,363,275.00
Local Option Sales Tax	(8)	\$	15,518,192.00
Transfers of Surplus Fees	(9)	\$	-
Highway Allocation and Incentives	(10)	\$	5,417,759.00
MIRF	(11)	\$	-
Motor Vehicle Fee	(12)	\$	385,000.00
Municipal Equalization Fund	(13)	\$	707,083.00
Insurance Premium Tax	(14)	\$	-
Nameplate Capacity Tax	(15a)	\$	-
TOTAL RESTRICTED FUNDS (A)	(16)	\$	36,785,552.77

Lid Exceptions

Capital Improvements (Real Property and Improvements on Real Property)		\$	7,276,336.00
LESS: Amount of prior year capital improvements that were excluded from previous lid calculations but were not spent and now budgeted this fiscal year (<i>cannot exclude same capital improvements from more than one lid calculation.</i>)	(17)		
Agrees to Line (6).		\$	2,100,111.00
Allowable Capital Improvements	(18)	\$	5,176,225.00
Bonded Indebtedness	(19)		
Public Facilities Construction Projects (Statutes 72-2301 to 72-2308)	(20)		
Interlocal Agreements/Joint Public Agency Agreements	(21)	\$	1,154,526.00
Public Safety Communication Project (Statute 86-416)	(22)		
Payments to Retire Interest-Free Loans from the Department of Aeronautics (Public Airports Only)	(23)		
Judgments	(24)		
Refund of Property Taxes to Taxpayers	(25)		
Repairs to Infrastructure Damaged by a Natural Disaster	(26)		
	(27)		
TOTAL LID EXCEPTIONS (B)	(28)	\$	6,330,751.00

TOTAL RESTRICTED FUNDS For Lid Computation (To Line 9 of the Lid Computation Form)	\$ 30,454,801.77
<i>To Calculate: Total Restricted Funds (A)-Line 16 MINUS Total Lid Exceptions (B)-Line 28</i>	

Total Restricted Funds for Lid Computation **cannot** be less than zero. See Instruction Manual on completing the Lid Supporting Schedule.

LID COMPUTATION FORM

City of Grand Island
IN
Hall County

TOTAL ALLOWABLE PERCENT INCREASE = Line (2) + Line (3) + Line (4) + Line (5)	<u>3.50</u> % (6)
Allowable Dollar Amount of Increase to Restricted Funds = Line (1) x Line (6)	<u>1,094,551.47</u> (7)
Total Restricted Funds Authority = Line (1) + Line (7)	<u>32,367,450.56</u> (8)
Less: Restricted Funds from Lid Supporting Schedule	<u>30,454,801.77</u> (9)
Total Unused Restricted Funds Authority = Line (8) - Line (9)	<u>1,912,648.79</u> (10)

**LINE (10) MUST BE GREATER THAN OR EQUAL TO ZERO OR
YOU ARE IN VIOLATION OF THE LID LAW.**

**THE AMOUNT OF UNUSED RESTRICTED FUNDS AUTHORITY ON LINE (10)
MUST BE PUBLISHED IN THE NOTICE OF BUDGET HEARING.**

Municipality Levy Limit Form
City of Grand Island in Hall County

Political Subdivision	Personal and Real Property Tax Request <i>(Column A)</i>	Judgments (Not Paid by Liability Insurance) <i>(Column B)</i>	Pre-Existing Lease - Purchase Contracts-7/98 <i>(Column C)</i>	* Bonded Indebtedness <i>(Column D)</i>	Interest Free Financing (Public Airports) <i>(Column E)</i>	Tax Request Subject to Levy Limit <i>(Column F)</i> [(Column A) MINUS (Columns B, C, D, E)]	Valuation <i>(Column G)</i>	Calculated Levy <i>(Column H)</i> [(Column F) DIVIDED BY (Column G) MULTIPLIED BY 100]
City/Village -	12,434,641.77					12,434,641.77	3,125,035,627	0.397904

Others subject to allocation-

						-		-
						-		-
						-		-
						-		-

Off-Street Parking District	8,080.00					8,080.00	46,328,175
-----------------------------	----------	--	--	--	--	----------	------------

Calculated Levy for Off-Street Parking District = (Column F) **DIVIDED BY** (Column G) **MULTIPLIED BY 100 MULTIPLIED BY** (Column G) **DIVIDED BY** (Column G {City/Village Line})

0.000259

NOTE:

Municipality Levy Limit is 45 cents plus 5 cents for interlocal agreements. (77-3442)

Total Calculated Levy can ONLY be greater than 45 cents if there is Interlocal Agreements.

The Calculated Levy for Interlocal Agreements should be the maximum of **5 cents OR LESS**.

Others subject to allocation may include airport authorities, community redevelopment authorities, off-street parking districts, and transit authorities.

Total Calculated Levy
[Total of (Column H)]

0.398163 (Box 1)

Tax Request to Support Interlocal Agreements

(Box 2)

Calculated Levy for Interlocal Agreements
[(Box 2) **DIVIDED BY** (Column G {City/Village Line}) **MULTIPLIED BY 100**]

-

(Box 3)
5 Cents or LESS

* Tax Request to Support Public Safety Communication Projects

(Box 5)

Calculated Levy For Levy Limit Compliance
[(Box 1) **MINUS** (Box 3)]

0.398163 (Box 4)

* Tax Request to Support Public Facilities Construction Projects

(Box 6)

* State Statute Section 86-416 allows for a special tax to fund public safety communication projects. The tax has the same status as bonded indebtedness. State Statute 72-2301 through 72-2308 allows bonds to be issued for Public Facilities Construction Projects. Amounts should be included in Bonded Indebtedness above. Please indicate the amount specifically used for the communication project in Box 5 and the Construction Projects in Box 6. Board minutes documenting the approval of the taxes must be included.

City of Grand Island in Hall County

2018-2019 CAPITAL IMPROVEMENT LID EXEMPTIONS

Description of Capital Improvement	Amount Budgeted
Hearland Event Center	\$ 499,681.00
Handicap Ramp	\$ 150,000.00
Webb Rd Assessment Payments	\$ 130,001.00
5 Points Traffic Signal Improvements	\$ 170,000.00
Pavement condition Survey	\$ 150,000.00
Underpass Bridges	\$ 2,200,000.00
North Road	\$ 1,317,299.00
Northwest Drainage Project	\$ 641,355.00
Hwy 281 Lighting (Stolley Park to Hwy 30 overpass)	\$ 95,000.00
Blaine & Louise Ped Crossing - move to Blaine & John	\$ 100,000.00
Broadwell /UPRR Grade Separation Feasibility Report	\$ 125,000.00
Old Potash; Claude to Webb (PE/ROW)	\$ 643,000.00
Williams St	\$ 155,000.00
N Broadwell Drainage	\$ 200,000.00
W Of Harrison - By Bike Trail - pipe drainage	\$ 200,000.00
Kaufman Detention Cell Outlet	\$ 500,000.00
Total - Must agree to Line 17 on Lid Support Page 8	\$ 7,276,336.00

REPORT OF TRADE NAMES, CORPORATE NAMES, BUSINESS NAMES
REPORTING PERIOD JULY 1, 2017 THROUGH JUNE 30, 2018

City of Grand Island

HallCounty

SUBDIVISION NAME

COUNTY

List all Trade Names, Corporate Names and Business Names under which the political subdivision conducted business.

Jackrabbit Run Golf Course

Island Oasis Water Park

Community Fieldhouse

Heartland Public Shooting Park

REPORT OF JOINT PUBLIC AGENCY AND INTERLOCAL AGREEMENTS

REPORTING PERIOD JULY 1, 2017 THROUGH JUNE 30, 2018

City of Grand Island

HallCounty

SUBDIVISION NAME

COUNTY

Parties to Agreement (Column 1)	Agreement Period (Column 2)	Description (Column 3)	Amount Used as Lid Exemption (Column 4)
Adams County	Remains in effect until the C.A.N.D.O. project is	The Interlocal Agreement is for the administration of the C.A.N.D.O.	
Central Nebraska Drug Court	Perpetual Agreement	Provides terms for the Drug Court use of administration and office space at the Law Enforcement Center.	
Central Community College	Perpetual; in event that GI notifies CCC that hike/bike trail will not be constructed or used, will terminate 30 days from notice.	Allows GI to extend hike/bike trail across property of CCC.	
Central Platte Natural Resources District	Perpetual, unless COGI notifies CPNRD that hike/bike trail will not be constructed or not used as a hike/bike trail, agreement will terminate 30 days from said notice.	Development of Riverway Hike/Bike Trail to connect CC & pass thru Stuhr Museum to Wood River Diversion.	
Central Platte Natural Resources District, Hall County & Merrick County	Remains in effect until 11:59 p.m. on December 31, 2055. Automatically renewed for term of 25 years commencing at 12:00 a.m. January 1, 2056.	Agreement outlines areas of responsibility and cooperation in developing and carrying out a flood control plan for the Prairie/Silver/Moores drainage areas.	
Central Platte Natural Resources District, Hall County, Merrick County	Continues until 11:59 p.m. on December 31, 2050, or until terminated (as provided) and automatically renews for an additional 25 years commencing at 12:00 a.m. on January 1, 2051.	Interlocal Agreement authorizes CPNRD to executive Project/Cooperation Agreement with the Department of the Army to commence and proceed with the Wood river/Warm Slough Flood Control Project.	

<p>Central Platte Natural Resources District (NRD), Loup NRD, Lower Elkhorn NRD, Upper Big Blue NRD, Loup Public Power District, Nebraska Public Power District, Central Nebraska Power & Irrigation District, Twin Platte NRD, North Platte NRD, Twin Loups Reclamation</p>	<p>Any party may withdraw upon written notification to the Chairman of the Coalition.</p>	<p>Creates Nebraska Habitat Conservation Coalition, which provides the authority for representation of the parties in matters related to critical habitat.</p>
<p>Cities of Beatrice,</p>	<p>Continues indefinitely, any party may withdraw by</p>	<p>Cooperative to facilitate obligations under the laws regarding the</p>
<p>Cities of Holdrege, Lincoln, and St. Paul</p>	<p>Expires January 1, 2016, subject to renewal every year thereafter.</p>	<p>To support an open source unified catalog of library resources, materials request, and activities.</p>
<p>College Park</p>	<p>Perpetual, however, in the event that GI notifies CP that the hike/bike trail will not be constructed or in the event that the trail will not be used as a hike/bike trail, then this agreement will terminate thirty (30) days from the date of said notice.</p>	<p>Provides for encroachment on property owned by College Park for a Hike/Bike train that is being extended over their property by City of Grand Island.</p>

Community Redevelopment Authority	May be automatically renewed for successive one year terms beginning each October 1. May be terminated by either party upon 30 days prior written notice to the other party.	Agreement provides for reimbursement by the Authority to the City for certain services provided by the Downtown Development Director, as Director of the Authority.
Community Redevelopment Authority	For the period beginning July 1, 2005 and ending September 30, 2006; thereafter, the Agreement	City agrees to provide administrative services to the CRA. The CRA will reimburse the City for 10% of the Director's annual salary in return.
Community Redevelopment Authority (CRA)	20 years	Redevelopment Agreement with Farm Progress, Inc. to redevelopment Husker Harvest Days show site. City (CRA) will finance \$2,000,000 pro-rate over 20 years.
Community Redevelopment	Perpetual unless terminated by either party with 90 days	Agreement with CRA to focus & deal with noise issues associated with the
Counties of Adams, Buffalo, Dawson, Hall, Phelps and Cities of Aurora, Grand Island, Hastings, Holdrege, Kearney and Cozad	5-year term beginning August 1, 2001, may be terminated at any time upon mutual consent of majority of the member parties, or any party can withdraw with 60-day written notice. Renewed 8/1/2006 for 5 years. Expires 8/1/2016. Expires 8/1/2021	Creates South Central Area Law Enforcement Services (SCALES); alliance among the parties to promote cooperation, provide for joint acquisition of equipment and materials, and allow for cooperative sharing and utilization of investigative resources.
Counties of Adams, Buffalo, Chase, Clay, Dawson, Dundy, Franklin, Frontier, Furnas, Gosper,	The agreement has a term of 5 years commencing on July 1, 2004. May be terminated at any time, with or without cause upon the mutual consent of a majority of the member parties. Renewal is for 5 years commencing July 1, 2010.	Agreement establishes the CNRI – Central Nebraska Radio Interoperability Group and sets for the maintenance and operation of such.
Grand Island Public Schools	Commences on June 14, 2016 and project will be completed by September 1, 2017 unless work is delayed by conditions or circumstances.	Interlocal Agreement for Improvements to Adams Street

Grand Island Public School System	Five year term. Extends automatically for successive consecutive terms of 1 year. Either party may terminate by providing written notice	Joint agreement for the purchasing of utilities from GI Utilities.
Grand Island Public Schools	Ten year term beginning April 1, 2014 with a renewal option for an additional 10 years.	Interlocal Agreement for maintenance of property south of the Walnut entry drive off Custer Avenue.
Grand Island	To be completed by October 1, 2018.	Share equally in the cost of improvements to William Street at or
Hall County	To be completed by late fall of 2014.	Agreement establishes a detour on designated County Roads.
Hall County	Expires on June 30, 2013, may be extended for an additional 3 years Addendum - Expires on June 30, 2019	Agreement to provide aerial digital orthophotos and other digital photographic products to the County and City.
Hall County	Continues until June 30, 2013 Continues until June 30, 2015 Continues until June 30, 2017 Continues until June 30, 2019	Contract for City of Grand Island to provide ambulance service for Hall County.
Hall County	Perpetual unless terminated by either party with 30 days notice.	Joint agreement provides building inspection services by Hall County in the extra-territorial jurisdiction exercised by the City and located within Hall County.
Hall County	Takes effect October 1, 2000, and shall automatically renew for successive terms of three	Outlines new terms for joint operation of Health Department.
Hall County	Perpetual unless terminated by either party with 30 days notice.	Reroutes commercial truck traffic from Capital Avenue between Hwy 281 and Sky Park Road to Airport Road
Hall County	10 years – Expires December 10, 2006 10 years – Expires June 30, 2025	GIS to be used by County & City for a relational database.

Hall County	<p>Will remain in force & remain binding through completion of the project or until either party terminates the agreement upon a 90 day written notice to the other party.</p> <p>Amendment to add resurfacing project.</p> <p>Amendment to add resurfacing project.</p>	<p>Joint asphaltic concrete resurfacing project Shady Bend Road and Wildwood Drive.</p> <p>Amendment added resurfacing project on Stolley Park Road between Engleman Road and North Road.</p> <p>Amendment to add resurfacing project to Shady Bend Road between Capital Avenue & Airport Road</p>
Hall County	May be terminated by written notice not less than 30 days prior to the date of termination.	For temporary safekeeping of juvenile offenders taken into custody by the City.
Hall County	Shall renew automatically annually for a period of one year unless written notice of the non-renewal is provided	City contracts with the County to provide City internet and e-mail services, law enforcement records management and computer aided
Hall County	Agreement shall become effective on October 1, 2016 and shall continue in force and remain binding through October 1, 2018.	Interlocal Agreement for the provision of the use and privileges of the Grand Island Public Library to Hall County residents living outside the city limits of Grand Island.
Hall County	<p>Agreement will expire December 31, 2003, shall automatically renew for an additional 5 years.</p> <p>Agreement extended to December 31, 2008 with an additional 5 years.</p> <p>Agreement extended to December 31, 2013 with an additional 5 years</p>	For the implementation and conduct of lottery games.

Hall County	Perpetual - either party may terminate agreement effective on the first day of October in any year after 2011, provided written notice of such termination delivered to the other party not less than 360 days before said termination is to become effective.	Agreement provides the terms for the shared use of the public safety center building.
Hall County	Agreement shall continue in force and remain binding through completion of the project or until either party terminates the agreement upon a 90 day written notice to the other party.	Agreement allows the City to utilize certain County snow removal services on roadways within the City's jurisdiction and the County wishes to utilize certain City snow removal services on roadways within the County's jurisdiction.
Hall County	Continues until terminated by either party with 30 days notice.	The County and City agree to divide snow removal and mowing responsibilities for former U.S. Highway 281, commencing at the junction of Broadwell and extending north to the new alignment of U.S. 281.
Hall County	Agreement is effective April 22, 2016 for 3 years. May be terminated by either party with 90 days prior written notice. Amendment to Interlocal	The County and City to provide public transportation services within the County of Hall and the City of Grand Island. Formalizes the Provision 5311 Funds Federal and County Match Funds; Tru-Up
Hall County	Agreement will end September 30, 2014. Renewed for 12 months beginning October 1, 2014 and expires on September 30, 2015	County will provide transit service for residents of the County and the City will provide the necessary matching funds to the County to provide that service.
Hall	This agreement shall become effective on the date that the second party executes the agreement and shall continue in force and remain binding through completion of the project or until either party terminates the agreement upon a 90 day written notice to the other party.	This interlocal agreement allows the City to utilize certain County snow removal services on roadways within the City's jurisdiction and the County wishes to utilize certain City snow removal services on roadways within the County's jurisdiction.

Hall County Airport Authority	Terminates on April 30, 2026	Leases 174.46 acres of land for use by the Airport.
Hall County Airport Authority	Agreement shall be effective April 1, 2016 thru December 31, 2018.	Grand Island Police Department will provide uniformed, sworn and certified police officers to carry out the operation terms and conditions of the Law Enforcement Personnel Reimbursement Program as set forth by TSA.
Hall County (Department of Health, Regional Planning Commission, Emergency Management)	Remains in full force and effect so long as the parties continue to participate.	Establishes a trust fund for payment of accrued or unfunded employee benefit liabilities.
Hall County, Fonner Park Exposition and Events Center, Inc.	In event City or Heartland does not enter in contract to construct and commence within 7 years, or termination and reversion of grant funds.	County will provide funds to City for construction of civic center.
Hall County Housing Authority	Two year contract and can be cancelled in 30 days upon receipt of written notice by either party. Will expire on September 30, 2018.	Police Service at the Hall County Housing Authority.
Hall County, Nebraska Game and Parks Commission, Nebraska Department of Roads	25 years, unless terminated as provided.	Requires limitations on the development of the I-80 Interchange at South Locust to mitigate any adverse environmental impacts.

Hall County and State of Nebraska Department of Probation Administration	The County or City may terminate the agreement or reduce the consideration upon 30 day written notice.	Provides for a juvenile intake probation officer and Assistant to Hall County Juvenile Services for pre- and post-adjudicated juveniles.
Municipal Energy of Nebraska, Heartland Consumers Power District, Hastings Utilities, and Nebraska City Utilities	Life of the project through decommissioning.	Coordinate the planning, development, siting, construction, finance, operation and maintenance of energy generation.
Museum Board of the Hall County Nebraska Museum	Perpetual; in event that GI notifies MBHC that hike/bike trail will not be constructed or used, will terminate 30 days from notice.	Allows GI to extend hike/bike trail across property of Stuhr Museum.
Nebraska Community Energy Alliance (NCEA)	The Agreement shall terminate on or before the date which is 60 years after execution unless extended in writing and approved by the Board.	NCEA is to promote transportation & housing choices that include lifecycle cost of ownership, retained energy value, & economic competitiveness by coordinating & leveraging federal and state policies and investments to community projects demonstrating direct high impact.
Platte River Coalition Various Cities and NRD's	Indefinite term, two-thirds of the Board can terminate when completion of its purposes and objects have been completed.	Nebraska agencies to provide direction and funding for analysis for Platte River Recovery Implementation Program.
Sanitary Sewer Improvement District (SID) No. 2 of Hall County	SID will end when all properties have been annexed into the City. Promissory Note for \$2,369,723.00 for 20 years (ending 6/1/2036)	Design and construct a sanitary sewer line extending from the sanitary sewer system of the City generally parallel to Highway 281 south.

State of Nebraska	Initial term of 30 years and thereafter until all of its contractual obligations are satisfied or otherwise discharged, and until any pending audits are complete.	Agreement for City to utilize Nebraska's wireless communications network.
Various First Class Cities	Effective until January 31, 2059.	Federal Highway Transportation Funding L200.
Village of Alda	25 years from date of initial delivery of water and shall automatically renew for an additional 15 years.	Agreement for City to supply water to Village of Alda.
City of Grand	Remains in effect for life of the project until	Cooperative agreement between public power entities for the

CITY OF GRAND ISLAND, NEBRASKA

MINUTES OF CITY COUNCIL REGULAR MEETING

September 11, 2018

Pursuant to due call and notice thereof, a Regular Meeting of the City Council of the City of Grand Island, Nebraska was conducted in the Council Chambers of City Hall, 100 East First Street, on September 11, 2018. Notice of the meeting was given in *The Grand Island Independent* on September 5, 2018.

Mayor Jeremy L. Jensen called the meeting to order at 7:00 p.m. The following City Council members were present: Mitch Nickerson, Mark Stelk, Jeremey Jones, Julie Hehnke, Linna Dee Donaldson, Vaughn Minton, Roger Steele and Mike Paulick. Councilmembers Chuck Haase and Michelle Fitzke were absent. The following City Officials were present: City Administrator Marlan Ferguson, City Clerk RaNae Edwards, Finance Director Patrick Brown, City Attorney Jerry Janulewicz, and Assistant Public Works Director Keith Kurz.

INVOCATION was given by Pastor Paul Canady, True North Church, 1804 West State Street followed by the PLEDGE OF ALLEGIANCE.

PUBLIC HEARINGS:

Public Hearing on Proposed Changes to Chapter 36 of the Grand Island City Code Specifically Sections §36-50 Zoning District, Use; §36-64.1 (R-3SL) Medium Density-Small Lot Residential; §36-72 (M-1) Light Manufacturing Zone; and §36-73 (M-2) Heavy Manufacturing. Regional Planning Director Chad Nabity explained the changes to Chapter 36 of the Grand Island City Code. Staff recommended approval. No public testimony was heard.

Public Hearing on Request to Rezone Property located East of Ebony Lane between The Sterling Apartments and Sterling Estates Park from R-4 – High Density Residential to R-2 – Low Density Residential (Starostka Group Unlimited). Regional Planning Director Chad Nabity reported that staff was requesting to rezone property proposed for platting as Sterling Estates 10th Subdivision. This property was located north and south of Monarch Avenue, a street that had been built with a width of 32 foot with parking on one side. The proposed change would help insure that the density of units along this stretch of street remained the same as had been proposed by the developers. They intend to build units like the ones to the east and south of this property and the R2 zoning does not impact that plan but would limit any future changes. Staff recommended approval. No public testimony was heard.

Public Hearing on Acquisition of Utility Easement - 3204 S. Shady Bend Road - Spaulding. Utilities Director Tim Luchsinger reported that acquisition of a utility easement located at 3204 S. Shady Bend Road was needed in order to have access to install, upgrade, maintain, and repair power appurtenances, including lines and transformers. This easement would allow the Utilities Department to install, access, operate and maintain an underground power line, transformers and related electrical infrastructure to serve the new home under construction. Staff recommended approval. No public testimony was heard.

Public Hearing on Acquisition of Utility Easement - East Side of Diamond Drive between Warbler Road & Meadow Way Trail - TPRC - Umbrella - Erickson. Utilities Director Tim Luchsinger reported that acquisition of a utility easement located along the east side of Diamond Drive between Warbler Road and Meadow Way Trail was needed in order to have access to install, upgrade, maintain, and repair power appurtenances, including lines and transformers. This easement would allow the Utilities Department to access, operate and maintain electrical infrastructure which provided service to the lots in the Summerfield Estates Tenth Subdivision. Staff recommended approval. No public testimony was heard.

Public Hearing on General Property, Downtown Improvement Parking District #2 (Ramp) and Community Redevelopment Authority (CRA) Tax Request and Budget Appropriation for FY 2018-2019. Finance Director Patrick Brown reported that state statutes required the City to conduct a public hearing to set property tax requests. Property tax request for FY 2018-2019 general property tax was \$11,734,634, Parking District No. 2 at \$8,080, and the Community Redevelopment Authority property tax at \$700,008. The levy for the general property tax was .3755 for the 2018-2019 Fiscal Year. Staff recommended approval. No public testimony was heard.

ORDINANCES:

Councilmember Minton moved “that the statutory rules requiring ordinances to be read by title on three different days are suspended and that ordinances numbered:

#9706 - Consideration of Amending Chapter 36 of the Grand Island City Code Specifically Sections §36-50 Zoning District, Use; §36-64.1 (R-3SL) Medium Density-Small Lot Residential; §36-72 (M-1) Light Manufacturing Zone; and §36-73 (M-2) Heavy Manufacturing

#9707 - Consideration of Request to Rezone Property located East of Ebony Lane between The Sterling Apartments and Sterling Estates Park from R-4 – High Density Residential to R-2 – Low Density Residential (Starostka Group Unlimited)

#9708 - Consideration of Vacation of a Portion of West 7th Street & Jefferson Street

#9709 - Consideration of Approving FY 2018-2019 Annual Single City Budget and the Annual Appropriations Bill

be considered for passage on the same day upon reading by number only and that the City Clerk be permitted to call out the number of these ordinances on second reading and then upon final passage and call for a roll call vote on each reading and then upon final passage.” Councilmember Nickerson seconded the motion. Upon roll call vote, all voted aye. Motion adopted.

#9706 - Consideration of Amending Chapter 36 of the Grand Island City Code Specifically Sections §36-50 Zoning District, Use; §36-64.1 (R-3SL) Medium Density-Small Lot Residential; §36-72 (M-1) Light Manufacturing Zone; and §36-73 (M-2) Heavy Manufacturing

This item was related to the aforementioned Public Hearing. Staff recommended approval.

Motion by Donaldson, second by Jones to approve Ordinance #9706.

City Clerk: Ordinance #9706 on first reading. All those in favor of the passage of this ordinance on first reading, answer roll call vote. Upon roll call vote, all voted aye. Motion adopted.

City Clerk: Ordinance #9706 on second and final reading. All those in favor of the passage of this ordinance on second and final reading, answer roll call vote. Upon roll call vote, all voted aye. Motion adopted.

Mayor Jensen: By reason of the roll call votes on first reading and then upon second and final readings, Ordinance #9706 is declared to be lawfully adopted upon publication as required by law.

#9707 - Consideration of Request to Rezone Property located East of Ebony Lane between The Sterling Apartments and Sterling Estates Park from R-4 – High Density Residential to R-2 – Low Density Residential (Starostka Group Unlimited)

This item was related to the aforementioned Public Hearing. Staff recommended approval. Comments were made regarding the 32' wide street.

Motion by Nickerson, second by Stelk to approve Ordinance #9707.

City Clerk: Ordinance #9707 on first reading. All those in favor of the passage of this ordinance on first reading, answer roll call vote. Upon roll call vote, all voted aye. Motion adopted.

City Clerk: Ordinance #9707 on second and final reading. All those in favor of the passage of this ordinance on second and final reading, answer roll call vote. Upon roll call vote, all voted aye. Motion adopted.

Mayor Jensen: By reason of the roll call votes on first reading and then upon second and final readings, Ordinance #9707 is declared to be lawfully adopted upon publication as required by law.

#9708 - Consideration of Vacation of a Portion of West 7th Street & Jefferson Street

Public Works Director John Collins stated to allow for the new development of Jefferson Elementary Public School the City had received a request to vacate a portion of West 7th Street, as well as a portion of Jefferson Street. Staff recommended approval.

Motion by Jones, second by Minton to approve Ordinance #9708.

City Clerk: Ordinance #9708 on first reading. All those in favor of the passage of this ordinance on first reading, answer roll call vote. Upon roll call vote, Councilmembers Steele, Minton, Donaldson, Hehnke, Jones, Stelk and Nickerson voted aye. Councilmember Paulick voted no. Motion adopted.

City Clerk: Ordinance #9708 on second and final reading. All those in favor of the passage of this ordinance on second and final reading, answer roll call vote. Upon roll call vote,

Councilmembers Steele, Minton, Donaldson, Hehnke, Jones, Stelk and Nickerson voted aye. Councilmember Paulick voted no. Motion adopted.

Mayor Jensen: By reason of the roll call votes on first reading and then upon second and final readings, Ordinance #9708 is declared to be lawfully adopted upon publication as required by law.

#9709 - Consideration of Approving FY 2018-2019 Annual Single City Budget and the Annual Appropriations Bill

This item was related to the aforementioned Public Hearing. Staff recommended approval.

Motion by Minton, second by Stelk to approve Ordinance #9709.

City Clerk: Ordinance #9709 on first reading. All those in favor of the passage of this ordinance on first reading, answer roll call vote. Upon roll call vote, Councilmembers Steele, Minton, Donaldson, Hehnke, Jones, Stelk and Nickerson voted aye. Councilmember Paulick voted no. Motion adopted.

City Clerk: Ordinance #9709 on second and final reading. All those in favor of the passage of this ordinance on second and final reading, answer roll call vote. Upon roll call vote, Councilmembers Steele, Minton, Donaldson, Hehnke, Jones, Stelk and Nickerson voted aye. Councilmember Paulick voted no. Motion adopted.

Mayor Jensen: By reason of the roll call votes on first reading and then upon second and final readings, Ordinance #9709 is declared to be lawfully adopted upon publication as required by law.

CONSENT AGENDA: Motion by Paulick, second by Donaldson to approve the Consent Agenda. Upon roll call vote, all voted aye. Motion adopted.

Approving Minutes of August 28, 2018 City Council Regular Meeting.

Approving Appointment of Robin Hendricksen to the Zoning Board of Adjustment.

Approving Appointment of Jaimie Parr to the Library Board.

Approving Re-Appointment of Sue Pirnie to the Community Redevelopment Authority Board.

Approving Re-Appointment of Tony Randone Regional Planning Commission.

Approving Re-Appointments of Gail Yenny, Mike Schuster, and Tom O'Neill to the Citizens Advisory Review Committee.

#2018-259 - Approving Final Plat and Subdivision Agreement for Sterling Estates 10th Subdivision. It was noted that Starostka Group Unlimited, Inc., owner, had submitted the Final

Plat and Subdivision Agreement for Sterling Estates 10th Subdivision located north of Sterling Estates Park between Sunrise Avenue and Ebony Lane for the purpose of creating 28 lots on 4.919 acres.

#2018-260 - Approving Final Plat and Subdivision Agreement for GIPS Jefferson Second Subdivision. It was noted that Hall County District 2, owner, had submitted the Final Plat and Subdivision Agreement for GIPS Jefferson Second Subdivision located between Broadwell Avenue and Adams Street, south of Eighth Street for the purpose of creating 2 lots on 5.507 acres.

#2018-261 - Approving Final Plat and Subdivision Agreement for King's Crossing Subdivision. It was noted that R2S2, LLC, owner, had submitted the Final Plat and Subdivision Agreement for King's Crossing Subdivision located west of Locust Street at the southwest corner of the intersection of Locust and Husker Highway for the purpose of creating 3 lots on 6.275 acres.

#2018-262 - Approving Acquisition of Utility Easements - 3204 S. Shady Bend Road – Spaulding.

#2018-263 - Approving Acquisition of Utility Easement - East Side of Diamond Drive between Warbler Road and Meadow Way Trail - TPRC - Umbrella – Erickson.

#2018-264 - Approving Certificate of Final Completion for Water Distribution System Improvements – 2017 with Myers Construction, Inc. of Broken Bow, Nebraska.

#2018-265 - Approving the Setting of the Board of Equalization Date Hearing for Water Main District 430T - Newly Subdivided Lots One (1) and Two (2), Carey Subdivision.

#2018-266 - Approving Amendment #1 to the Agreement between the City of Grand Island Utilities Department and Tenaska.

#2018-267 - Approving Change Order #1 for Water Main District 471T - North Side of Hwy 34, East of the Locust Street Intersection with Van Kirk Brothers Contracting of Sutton, Nebraska for an Increase of \$1,634.80 and a Revised Contract Amount of \$143,390.60.

#2018-268 - Approving Change Order #1 for Water Main Project 2018-W-2 - Ingalls & Louise Streets & Yund, Cherry & Division Streets with The Diamond Engineering Company of Grand Island, Nebraska for a Deduct of \$1,004.21 and a Revised Contract Amount of \$208,045.24.

#2018-269 - Approving Change Order No. 3 for Lift Station No. 11 Relocation – 2018; Project No. 2018-S-1 with Midlands Contracting, Inc. of Kearney, Nebraska for an Increase of \$8,780.80 and a Revised Contract Amount of \$1,640,788.45.

#2018-270 - Approving Change Order No. 1 for Cell 3 Liner and Leachate System at the Grand Island Regional Landfill with Van Kirk Bros. Contracting of Sutton, Nebraska for a Decrease in the Amount of \$20,095.60 and a Revised Contract Amount of \$3,073,054.40.

#2018-271 - Approving Employee Assistance Program Contract Renewal with Family Resources of Greater Nebraska, P.C. of Grand Island, Nebraska in an Amount of \$13,000.00.

#2018-272 – Approving Change Order No. 3 for Grand Island Veteran’s Athletic Fields – Phase 2 Construction with Nemaha Landscape Construction, Inc. of Lincoln, Nebraska for an Increase of \$124,409.23 and a Revised Contract Amount of \$5,744,580.16.

#2018-272 – Approving Change Order No. 4 for Grand Island Veteran’s Athletic Fields – Phase 2 Construction with Nemaha Landscape Construction, Inc. of Lincoln, Nebraska for an Increase of \$37,372.94 and a Revised Contract Amount of \$5,781,953.10.

RESOLUTIONS:

#2018-274 - Consideration of Approving General Property, Downtown Improvement Parking District #2 (Ramp) and Community Redevelopment Authority (CRA) Tax Request for FY 2018-2019. This item was related to the aforementioned Public Hearing.

Motion by Minton, second by Paulick to approve Resolution #2018-274. Upon roll call vote, all voted aye. Motion adopted.

#2018-275 - Consideration of Approving 1% Increase to the Restricted Revenues Lid Limit. Finance Director Patrick Brown reported that in 1998 the Nebraska State Legislature passed LB 989 which put a lid on the amount of restricted revenues a political subdivision could budget for. The restricted revenues that the City of Grand Island included in the budget were: Property Taxes, Local Option Sales Tax, Motor Vehicle Tax, Highway Allocation and Municipal Equalization Funds. The additional 1% increase for FY 2018-2019 State of Nebraska budget report would increase the prior year restricted revenues base by \$312,728.99. This increase in restricted funds authority was not an increase in budgeted revenues or authorized expenditures. It only provided the ability to increase restricted revenues in order to budget all restricted revenue funding sources each budget year.

Motion by Paulick, second by Nickerson to approve Resolution #2018-275. Upon roll call vote, all voted aye. Motion adopted.

PAYMENT OF CLAIMS:

Motion by Minton, second by Donaldson to approve the payment of claims for the period of August 29, 2018 through September 11, 2018 for a total amount of \$6,871.623.15. Upon roll call vote, all voted aye. Motion adopted.

ADJOURNMENT: The meeting was adjourned at 7:31 p.m.

RaNae Edwards
City Clerk

**CERTIFICATION OF TAXABLE VALUE
And VALUE ATTRIBUTABLE TO GROWTH**

{format for all political subdivisions other than
a) sanitary improvement districts in existence five years or less.
b) community colleges, and c) school districts}

TAX YEAR 2018

(certification required on or before August 20th, of each year)

TO : CITY OF GRAND ISLAND
% RENAE JIMENEZ
PO BOX 1968
GRAND ISLAND NE 68802-1968

TAXABLE VALUE LOCATED IN THE COUNTY OF HALL COUNTY

Name of Political Subdivision	Subdivision Type (e.g. city, fire, NRD)	Value attributable to Growth	Total Taxable Value
GRAND ISLAND BOND	CITY/VILLAGE	49,959,560	3,125,035,628

**Value attributable to growth is determined pursuant to section 13-518 which includes real and personal property and annexation, if applicable.*

I Kristi Wold, Hall County Assessor hereby certify that the valuation listed herein is, to the best of my knowledge and belief, the true and accurate taxable valuation for the current year, pursuant to Neb. Rev. Stat. 13-509 and 13-518.

Kristi Wold
(signature of county assessor)

8/13/18
(date)

CC: County Clerk, Hall County
CC: County Clerk where district is headquartered, if different county, Hall County

Note to political subdivision: A copy of the Certification of Value must be attached to your budget document.

Guideline form provided by Nebraska Depr. of Revenue Property Assessment Division, Rev. 2018

**CERTIFICATION OF TAXABLE VALUE
And VALUE ATTRIBUTABLE TO GROWTH**

(format for all political subdivisions other than
a) sanitary improvement districts in existence five years or less,
b) community colleges, and c) school districts)

TAX YEAR 2018

(certification required on or before August 20th, of each year)


TO : CITY OF GRAND ISLAND
% RENAE JIMENEZ
PO BOX 1968
GRAND ISLAND NE 68802-1968

TAXABLE VALUE LOCATED IN THE COUNTY OF HALL COUNTY

Name of Political Subdivision	Subdivision Type (e.g. city, fire, NRD)	Value attributable to Growth	Total Taxable Value
GRAND ISLAND CITY	CITY/VILLAGE	49,959,560	3,125,035,627

**Value attributable to growth is determined pursuant to section 13-518 which includes real and personal property and annexation, if applicable.*

I Kristi Wold, Hall County Assessor hereby certify that the valuation listed herein is, to the best of my knowledge and belief, the true and accurate taxable valuation for the current year, pursuant to Neb. Rev. Stat. 13-509 and 13-518.



(signature of county assessor)



(date)

CC: County Clerk, Hall County
CC: County Clerk where district is headquartered, if different county, Hall County

Note to political subdivision: A copy of the Certification of Value must be attached to your budget document.

Guideline form provided by Nebraska Depr. of Revenue Property Assessment Division, Rev. 2018

City of Grand Island

IN
Hall County, Nebraska

NOTICE OF BUDGET HEARING AND BUDGET SUMMARY

PUBLIC NOTICE is hereby given, in compliance with the provisions of State Statute Sections 13-501 to 13-513, that the governing body met on the 11th day of September 2018, at 7:00 p.m., at City Hall for the purpose of hearing support, opposition, criticism, suggestions or observations of taxpayers relating to the following proposed budget. The budget detail is available at the office of the Clerk during regular business hours. The original publication listed \$1,920,728.79 as unused budget authority created for next year. This publication includes the correct about below.

/s/ RaNae Edwards - Clerk

2016-2017 Actual Disbursements & Transfers	\$	189,502,884.00
2017-2018 Actual/Estimated Disbursements & Transfers	\$	195,280,821.00
2018-2019 Proposed Budget of Disbursements & Transfers	\$	213,588,542.00
2018-2019 Necessary Cash Reserve	\$	94,116,453.04
2018-2019 Total Resources Available	\$	307,704,995.04
Total 2018-2019 Personal & Real Property Tax Requirement	\$	12,442,721.77
Unused Budget Authority Created For Next Year	\$	1,912,648.79

Breakdown of Property Tax:

Personal and Real Property Tax Required for Bonds	\$	0.00
Personal and Real Property Tax Required for Non-Bond Purposes	\$	12,442,721.77

NOTICE OF SPECIAL HEARING TO SET FINAL TAX REQUEST

PUBLIC NOTICE is hereby given, in compliance with the provisions of State Statute Section 77-1601.02, that the governing body met on the 11th day of September 2018, at 7:00 p.m., at City Hall for the purpose of hearing support, opposition, criticism, suggestions or observations of taxpayers relating to setting the final tax request at a different amount than the prior year tax request.

	City General	Off Street Parking (Ramp)
2017-2018 Property Tax Request	11,894,259	8,000.00
2017 Tax Rate	.3979	.0180
Property Tax Rate (2017-2018 Request/2018 Valuation)	.3806	.0180
2018-2019 Proposed Property Tax Request	12,434,642	8,080.00
Proposed 2019 Tax Rate	0.3979	0.0174