



**BUILDING INSPECTION DEPARTMENT
JANUARY - 2015**

BUILDING PERMITS ISSUED	NUMBER	EST. BUILDING COST
New single family dwelling	0	\$0
New multi-family dwelling	0 (0 units)	0
New manufactured home	0	0
Dwelling additions/repairs/alterations	7	64,267
New garage/shed	0	0
Garage additions/repairs/alterations	0	0
Miscellaneous permits	11	2,340,266
New Business	1	800,000
Business additions/repairs/alterations	9	7,449,000
TOTAL BUILDING PERMITS	28	\$10,653,533

OTHER PERMITS ISSUED	NUMBER	EST. BUILDING COST
Electrical, plumbing, gas, & venting	54	\$216,251
Manufactured Home add/alt/repair	1	600
Signs	3	12,000
Moving	1	1,500
Wrecking	0	0
()		
Backflow	6	4,475

TOTAL PERMITS ISSUED FOR JANUARY - 2015 93 \$10,888,359

CITY AND TWO-MILE JURISDICTION – MONTH/YEAR COMPARISON

NEW RESIDENTIAL CONSTRUCTION STARTED


	<u>NO.</u>	<u>VALUATION</u>		<u>NO.</u>	<u>VALUATION</u>
JAN 2014	= 2 SFD	\$415,974	JAN 2015	= 0 SFD	\$0
JAN 2014	= 0 MFD units	\$0	JAN 2015	= 0 MFD units	\$0
Year Total	= 2	\$415,974	Year Total	= 0	\$0

NEW COMMERCIAL CONSTRUCTION STARTED

	<u>NO.</u>	<u>VALUATION</u>		<u>NO.</u>	<u>VALUATION</u>
JAN 2014	= 1	\$365,000	JAN 2015	= 1	\$800,000
Year Total	= 1	\$365,000	Year Total	= 1	\$800,000

TOTAL PERMITS ISSUED

	<u>NO.</u>	<u>VALUATION</u>		<u>NO.</u>	<u>VALUATION</u>
JAN 2014	= 368	\$1,965,299	JAN 2015	= 93	\$10,888,359
Year Total	= 368	\$1,965,299	Year Total	= 93	\$10,888,359



 Craig A. Lewis
 Building Department Director

RECEIPTS FOR MONTH OF JANUARY - 2015

Permits -----	\$45,745.09
License Registration -----	17,010.00
Miscellaneous -----	610.00
TOTAL-----	\$63,365.09

NUMBER OF INSPECTIONS MADE FOR MONTH OF JANUARY - 2015

Building -----	156
Electrical -----	116
Plumbing-----	107
TOTAL -----	379

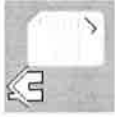
RESIDENTIAL HOUSING UNITS AVAILABLE THROUGH JANUARY - 2015

CITY LIMITS

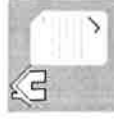
DWELLING UNITS AVAILABLE AT THE BEGINNING OF JANUARY - 2015-----	20,204
REMOVED THROUGH FIRE, DEMOLITION, OR MOVING -----	0
GAINED THROUGH NEW CONSTRUCTION -----	0
MANUFACTURED HOME MOVED INTO AREA -----	0
MOVED INTO AREA-----	0
DWELLING UNITS AVAILABLE AT THE END OF JANUARY - 2015-----	20,204
NET GAIN OR LOSS -----	0

TWO-MILE JURISDICTION

DWELLING UNITS AVAILABLE AT THE BEGINNING OF JANUARY - 2015 -----	1,475
REMOVED THROUGH FIRE, DEMOLITION, OR MOVING -----	0
GAINED THROUGH NEW CONSTRUCTION -----	0
MANUFACTURED HOME MOVED INTO AREA -----	0
MOVED INTO AREA-----	0
DWELLING UNITS AVAILABLE AT THE END OF JANUARY - 2015-----	1,475
NET GAIN OR LOSS -----	0



Permit Type	2015						2014					
	January			YTD			January			YTD		
	Construction Cost (\$)	Fees (\$)	Number	Construction Cost (\$)	Fees (\$)	Number	Construction Cost (\$)	Fees (\$)	Number	Construction Cost (\$)	Fees (\$)	Number
Backflow Permit	4,475	210	6	4,475	210	6	2,300	175	5	2,300	175	5
Business additions/repairs/alterations	7,449,000	37,841	9	7,449,000	37,841	9	50,000	596	2	50,000	596	2
Dwelling additions/repairs/alterations	64,267	659	7	64,267	659	7	185,500	1,020	4	185,500	1,020	4
Electrical, Plumbing, Mechanical	216,251	3,372	54	216,251	3,372	54	874,092	6,162	36	874,092	6,162	36
Manufactured Home additions/repairs/alterations	600	35	1	600	35	1	2,800	78	2	2,800	78	2
Miscellaneous permits	2,340,266	12,086	11	2,340,266	12,086	11	10,647	165	3	10,647	165	3
Moving	1,500	35	1	1,500	35	1	0	0	0	0	0	0
New Business	800,000	4,196	1	800,000	4,196	1	365,000	2,075	1	365,000	2,075	1
New Manufactured home	0	0	0	0	0	0	3,200	70	2	3,200	70	2
New Single Family Dwelling	0	0	0	0	0	0	415,974	1,925	2	415,974	1,925	2
Signs	12,000	319	3	12,000	319	3	24,950	602	6	24,950	602	6
Wrecking	0	0	0	0	0	0	500	35	1	500	35	1
	10,888,359	58,752	93	10,888,359	58,752	93	1,934,963	12,901	64	1,934,963	12,901	64



Business additions/repairs/alterations

Date	Owner	Contractor	Legal Description	Address	Details	Const. Cost (\$)
1/7/2015	MEHRING/DONALD D	MEHRING CONSTRUCTION COMPANY, LLC - 15 (ELEC)	MISCELLANEOUS TRACTS 21 -11-9 PT NE 1/4 NE 1/4 164.4' X 140'	801 ANNA ST W	Interior Remodel	40,000
1/8/2015	CONESTOGA NORTH LLC	UNIVERSAL BUILDERS	CONESTOGA NORTH SUB LT 10	3427 STATE ST W	REMODEL	24,000
1/9/2015	WESTGATE PROPERTIES LLC	OWNER	CRANE VALLEY 8TH SUB LT 1 1.559AC	1010 DIERS AVE N	SUITE #4 INTERIOR REMODEL	250,000
1/14/2015	EIG GRAND ISLAND LLC	ICMS, INC	GRAND ISLAND MALL SIXTEENTH SUB LT 3	3440 STATE ST W	Interior Finish for new restaurant	75,000
1/20/2015	GI PUBLIC SCHOOLS	LACY CONSTRUCTION CO - 15	MISC TRACTS 14-11-10	4160 OLD POTASH HWY W	ADDITION	6,337,000
1/21/2015	ROE BUICK	CHIEF CONSTRUCTION	HESSELGESSER SUB XC CITY ROW LT 1	3444 STOLLEY PARK RD W	REMODEL	500,000
1/21/2015	GI CHERRY PARK LTD	PAUL DAVIS RESTORATION	GILI SUB LT 1 BLK 1	415 CHERRY ST S	Repair buildings A&B fire damage	210,000
						7,436,000

Dwelling additions/repairs/alterations

Date	Owner	Contractor	Legal Description	Address	Details	Const. Cost (\$)
1/7/2015	RAMIREZ/JULIAN RAMIREZ	OWNER	UNIVERSITY PLACE E 1/2 LT 13 & E 1/2 LT 15 BLK 5	2304 SHERIDAN AVE	ADDITION	10,000
1/7/2015	SCHUTTE/CORY & VANESSA	OWNER	SUMMERFIELD ESTATES SEVENTH SUB LT 2 BLK 2	1603 SUMMERFIELD AVE	BASEMENT FINISH	30,000
						40,000

New Business

Date	Owner	Contractor	Legal Description	Address	Details	Const. Cost (\$)
1/16/2015	CENTRAL NE REGIONAL AIRPORT	CHIEF CONSTRUCTION	MISCELLANEOUS TRACTS 35 -12-9 TO THE CITY OF GRAND ISLAND ALL 640 AC~	3853 SKY PARK RD	NEW AVAIAATION TERMINAL	800,000
						800,000

